TECNOLOGIE FRB

CATALOGO GENERALE
GENERAL CATALOGUE
2022

MADE IN ITALY

Trascinatori frontali
Face drivers

TECNOLOGIE FRB

2022 Tecnologie FRB®. Tutti i diritti riservati.
Tecnologie FRB realizza prodotti in continua evoluzione. Questo catalogo può pertanto contenere informazioni non aggiornate o errori di stampa e non costituisce parte di un contratto se non diversamente concordato in forma esplicita.

2022 FRB Technologies®. All rights reserved.
Tecnologie FRB manufactures constantly evolving products. This catalog may therefore contain outdated information or printing errors and does not form part of a contract unless explicitly agreed otherwise.

LEGENDA ICONE / *ICONS KEY*

DESTINAZIONE D'USO
INTENDED USE

TORNITURA
TURNING

RETTIFICA
GRINDING

DENTATURA
GEAR CUTTING

CARATTERISTICHE TECNICHE
TECHNICAL FEATURES

Versione flangiata
Flanged version

Versione cono morse
Morse taper version

Ad azionamento a molle
Operated by springs

Ad azionamento idraulico
Operated by hydraulic cylinder

Punta a capruggine
Center point with slots

Punta integrale
Integral center point

Ghiera d'estrazione
Extraction nut

A denti fissi
With fixed teeth

Tornitura del temprato
Hard turning



Lavorazione tubi
Pipes machining

Posizione da tenere per definire il senso di rotazione

Position to keep to define the direction of rotation

Rotazione anti-oraria
Counter-clockwise rotation

Rotazione oraria
Clockwise rotation

PITTOGRAMMI
PICTOGRAMS

Codice
Code

Cono morse
Morse taper

Concentricità
Concentricity

Rotondità
Roundness



TECNOLOGIE FRB progetta, costruisce e commercializza diverse linee di prodotti brevettati, veramente innovativi e di concezione tecnologica avanzata nel settore delle lavorazioni meccaniche di tornitura, dentatura e rettifica.
Costantemente impegnata nella ricerca tecnologica e nel miglioramento delle prestazioni dei propri prodotti, dalla sua fondazione nei primi anni 60, ha riscosso la fiducia di numerose aziende di primaria importanza nazionale e internazionale, che utilizzano abitualmente i suoi prodotti. Inoltre collabora attivamente con gli uffici tecnici dei più importanti costruttori di macchine utensili italiani ed esteri.
Gli appuntamenti con le novità tecnologiche (sempre più frequenti) dei prossimi anni, troveranno **TECNOLOGIE FRB** compartecipe attiva e all'avanguardia.

TECNOLOGIE FRB *designs, manufactures and markets many different patented product lines that are truly innovative and incorporate advanced technology turning, gear cutting and grinding concepts.*
TECNOLOGIE FRB *have invested heavily in Research & Development right from the day they started in early sixties, to ensure their products keep abreast of the latest technological advance and constantly improve their performance.*
This has won them the trust of many leading italian and international companies, who always use their products. They also work closely with the design offices of leading italian and foreign machine tools manufacturers.
TECNOLOGIE FRB *are going to continue to be at the forefront despite the ever increasing pace of technologycal change.*

INDICE GENERALE / *GENERAL CONTENTS*

LEGENDA ICONE
ICONS KEY 1

TRASCINATORE AD AZIONAMENTO A MOLLE
FACE DRIVER OPERATED BY SPRINGS 4

TRASCINATORE AD AZIONAMENTO IDRAULICO
FACE DRIVER OPERATED BY HYDRAULIC CYLINDER 5

RAPPORTO DI SERRAGGIO (RS)
CLAMPING RATIO 6

SPINTA ASSIALE DA APPLICARE AL SISTEMA TRASCINATORE FRONTALE E CONTROPUNTA
AXIAL THRUST TO BE APPLIED TO THE FACE DRIVER AND TAILSTOCK SYSTEM 7

ISTRUZIONI PER IL CENTRAGGIO DEL TRASCINATORE SU FLANGIA CON GRANI DI CENTRAGGIO
INSTRUCTIONS FOR CENTERING THE FACE DRIVER ON THE FLANGE WITH GRUB SCREW CENTERING 8

ISTRUZIONI PER IL CENTRAGGIO DELLA TESTINA CON GRANI DI CENTRAGGIO
INSTRUCTIONS FOR CENTERING THE FACE PLATE WITH GRUB SCREW CENTERING 9

MODALITÀ DI BLOCCAGGIO DEI TRASCINATORI A FLANGIA INTEGRALE SU AUTOCENTRANTE
LOCKING METHOD OF THE FACE DRIVERS WITH INTEGRAL FLANGE ON SELF-CENTERING CHUCK 10

SOSTITUZIONE DEGLI ARTIGLI
REPLACEMENT OF THE DRIVING PINS 11

SOSTITUZIONE DELLA PUNTA CENTRALE NEI TRASCINATORI A PUNTA MOLLEGGIATA
REPLACING THE CENTER POINT IN A SPRING-LOADED FACE DRIVER 12

SOSTITUZIONE DELLA PUNTA CENTRALE NEI TRASCINATORI A PUNTA FISSA
REPLACING THE CENTER POINT IN A FACE DRIVER WITH FIXED CENTER POINT 13

MODALITÀ D'IMPIEGO DELLA PUNTA A CAPRUGGINE NEI TRASCINATORI MOLLEGGIATI
METHOD OF USE OF THE CENTER WITH SLOTS IN SPRING LOADED FACE DRIVER 14

DEFINIZIONE DEL SENSO DI ROTAZIONE DEL TRASCINATORE FRONTALE
DEFINITION OF THE DIRECTION OF ROTATION OF THE FACE DRIVER 15

FLANGE PORTA TRASCINATORI CON FORI DI CENTRAGGIO
FACE DRIVER ADAPTORS WITH CENTERING HOLES 16

TRASCINATORI PER TORNITURA
TURNING FACE DRIVERS 18

TRASCINATORI PER RETTIFICA
GRINDING FACE DRIVERS 82

TRASCINATORI PER DENTATURA
GEAR CUTTING FACE DRIVERS 120

MANUTENZIONE E ACCESSORI
MAINTENANCE & ACCESSORIES 130

TRASCINATORE AD AZIONAMENTO A MOLLE
FACE DRIVER OPERATED BY SPRINGS

L'intera superficie esterna del pezzo può essere lavorata e finita in un'unica fase.
I trascinatori FRB ad azionamento molleggiato sono adatti alle lavorazioni di tornitura del tenero e dentatura.
Il bloccaggio del pezzo avviene mediante la spinta che la contropunta esercita sul pezzo, la quale permette l'arretramento della punta centrale fino a che gli artigli non entrano in contatto con la faccia del pezzo.

I trascinatori molleggiati FRB garantiscono:
- Riferimenti degli scostamenti su facce e diametri;
- Scostamenti massimi di 0,05 mm.

The entire outer surface of the workpiece can be machined and finished in one step.
The FRB face driver operated by springs are suitable for soft turning and hobbing operations.
The clamping of the workpiece takes place by means of the thrust of the tailstock exercises on the workpiece, which allows the backward movement of the center point until the driving pins make contact with the face of the workpiece.

The FRB face driver operated by springs guarantee:
- Reference of the run-out deviations on faces and diameter;
- Maximum run-out deviation of 0,05 mm.

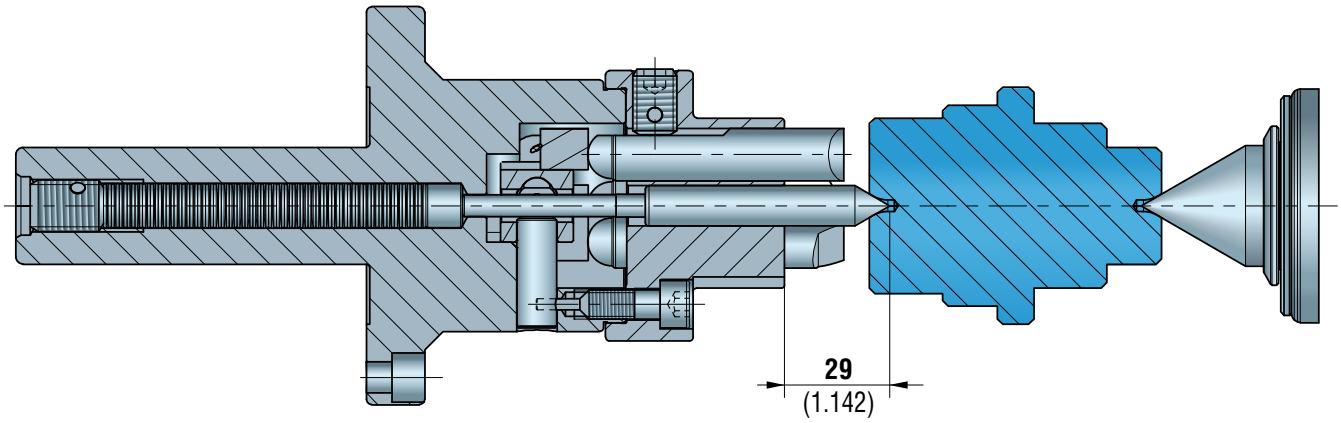

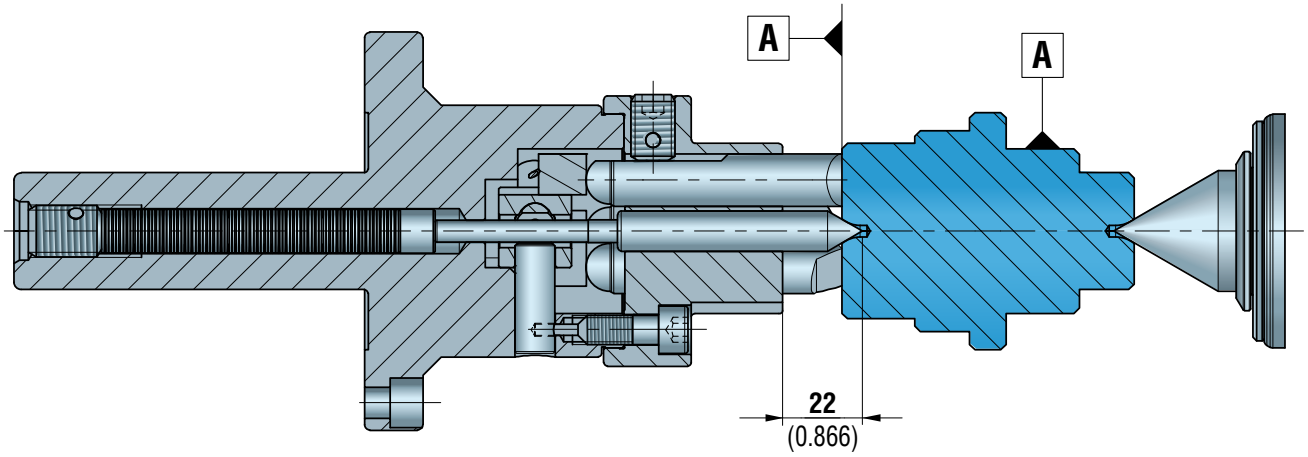

SPINTA ASSIALE DELLA CONTROPUNTA
AXIAL THRUST OF THE TAILSTOCK

TRASCINATORE AD AZIONAMENTO IDRAULICO
FACE DRIVER OPERATED BY HYDRAULIC CYLINDER

L'intera superficie esterna del pezzo può essere lavorata e finita in un'unica fase.
I trascinatori FRB a punta fissa ed azionamento idraulico sono adatti alle lavorazioni di tornitura del tenero, tornitura del temprato e rettifica. Il bloccaggio del pezzo avviene mediante una spinta assiale sul lato contropunta ed una spinta assiale di un cilindro, posto sul lato della testa della macchina, che spinge gli artigli a contatto con il pezzo.

I trascinatori a punta fissa FRB garantiscono:
- Riferimenti degli scostamenti sui centri o sull'asse del pezzo
- Scostamenti massimi di 0,02 mm (in tornitura) e 0,0025 mm (in rettifica).

The entire outer surface of the workpiece can be machined and finished in one step.
The FRB face driver with fixed center point and driving pins operated by hydraulic cylinder are suitable for soft turning, hard turning and grinding. The workpiece is locked by an axial thrust on the tailstock side and an axial thrust of a cylinder, placed on the head side of the machine, which pushes the driving pins in contact with the workpiece.

The FRB face driver with fixed center point guarantee:
- *Reference of the run-out deviations on the centers or on the axis of the workipiece*
- *Maximum run-out deviation of 0,02 mm (for turning) and 0,0025 mm (for grinding).*

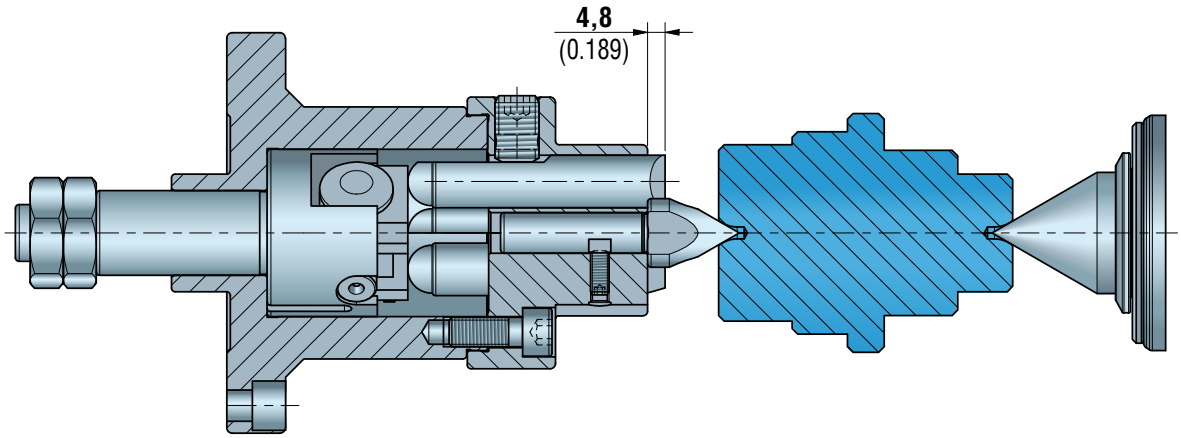

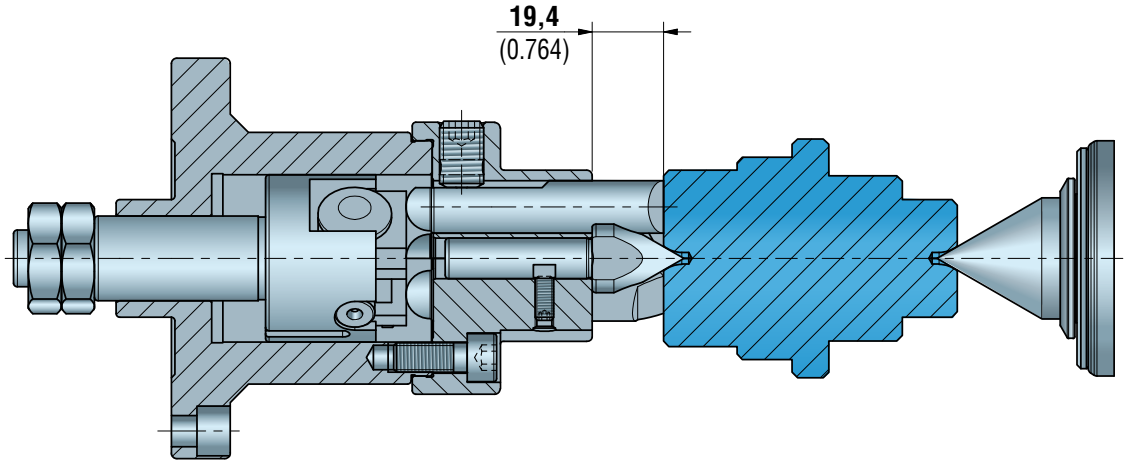

SPINTA ASSIALE DEL CILINDRO
AXIAL THRUST OF THE CYLINDER

SPINTA ASSIALE DELLA CONTROPUNTA
AXIAL THRUST OF THE TAILSTOCK

RAPPORTO DI SERRAGGIO (RS)
CLAMPING RATIO

Il rapporto di serraggio "RS" è la relazione definita tra il diametro massimo di lavoro da eseguire e il diametro massimo di presa consentito dagli artigli del trascinatore FRB.
ØA => Diametro di presa degli artigli
ØB => Diametro massimo di lavoro del pezzo

$$RS = \frac{ØB}{ØA}$$

Esempio:
ØA = Ø28 mm (1.102 inch)
ØB = Ø28 mm (1.102 inch) => RS=1
Ø42 mm (1.654 inch) => RS=1,5
Ø56 mm (2.205 inch) => RS=2
Ø70 mm (2.756 inch) => RS=2,5

La scelta appropriata per il trascinatore deve ricadere, preferibilmente e compatibilmente alle caratteristiche del pezzo da lavorare, nel campo di rapporto di serraggio non superiore a **2 per la tornitura** e **3 per la rettifica**. Valori di serraggio superiori vanno valutati molto attentamente con l'ausilio ed il supporto di Tecnologie FRB.

The clamping ratio "RS" is the relationship defined between the maximum working diameter to be machined and the maximum clamping diameter allowed by the driving pins of the FRB face driver.
ØA => Clamping diameter of the driving pins
ØB => Maximum working diameter of the workpiece

$$RS = \frac{ØB}{ØA}$$

Example:
ØA = Ø28 mm (1.102 inch)
ØB = Ø28 mm (1.102 inch) => RS=1
Ø42 mm (1.654 inch) => RS=1,5
Ø56 mm (2.205 inch) => RS=2
Ø70 mm (2.756 inch) => RS=2,5

*The appropriate choice for the face driver must fall, preferably and compatibly with the characteristics of the workpiece, in the clamping ratio range of no more than **2 for turning** and **3 for grinding**. Higher clamping ratio values must be evaluated very carefully with the help and support of Tecnologie FRB.*

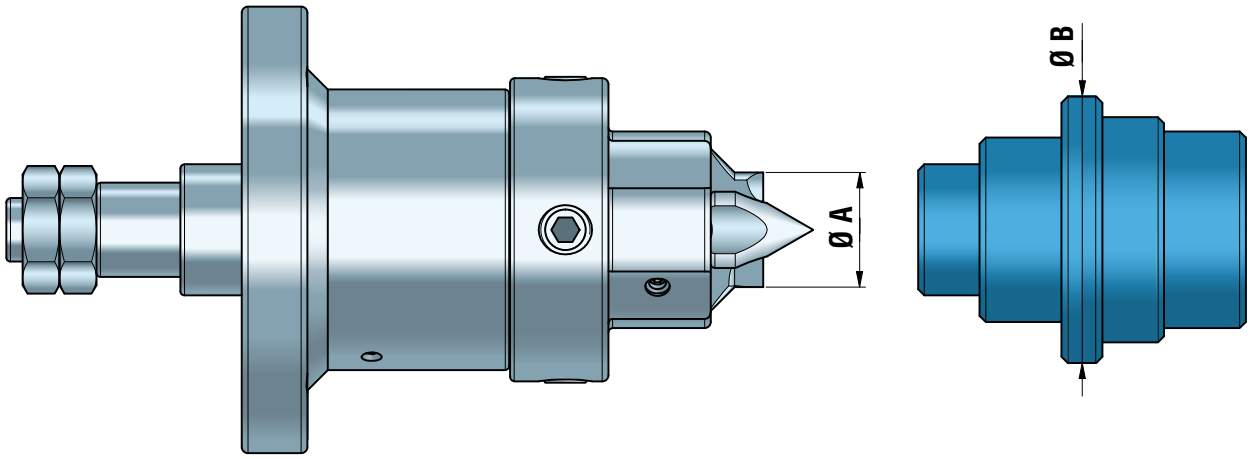

SPINTA ASSIALE DA APPLICARE AL SISTEMA TRASCINATORE FRONTALE E CONTROPUNTA
AXIAL THRUST TO BE APPLIED TO THE FACE DRIVER AND TAILSTOCK SYSTEM

La spinta assiale consigliata o disponibile è da applicare alla macchina utensile con due metodologie differenti:

- Per trascinatori frontali FRB a punta molleggiata la spinta assiale è interamente applicata alla contropunta;
- Per trascinatori frontali FRB a punta fissa la spinta assiale è da applicare anche al sistema di azionamento degli artigli; la contropunta invece dovrà assumere valori di spinta assiale maggiorati di circa 15÷20% rispetto alla spinta applicata sugli artigli del trascinatore.

Si raccomanda sia nel primo caso che nel secondo di effettuare la prima passata di lavoro sempre a favore del trascinatore, cioè da contropunta verso trascinatore, per garantire una perfetta penetrazione degli artigli in presa.

Nel primo caso (per trascinatori a punta molleggiata), comunque, quando si lavorerà da trascinatore verso contropunta, è necessario ridurre i parametri di lavoro di circa un 20% (avanzamento e/o profondità di passata).

The recommended or available axial thrust is to be applied to the machine tool with two different methods:

- *For FRB face drivers with center point operated by springs the axial thrust is entirely applied to the tailstock;*
- *For FRB face drivers with fixed center point the axial thrust must also be applied to the driving pins actuation system; the tailstock instead must assume axial thrust values increased by about 15 ÷ 20% respect to the thrust applied on the driving pins of the face driver.*

It is recommended both in the first case and in the second to make the first working cut always in favor of the face driver, that is from tailstock towards the face driver, to ensure perfect penetration of the driving pins in the workpiece.

In the first case (for spring loaded face drivers), anyway, when you work from the face driver to the tailstock, it is necessary to reduce the working parameters approximately a 20% (feed and / or depth of cut).

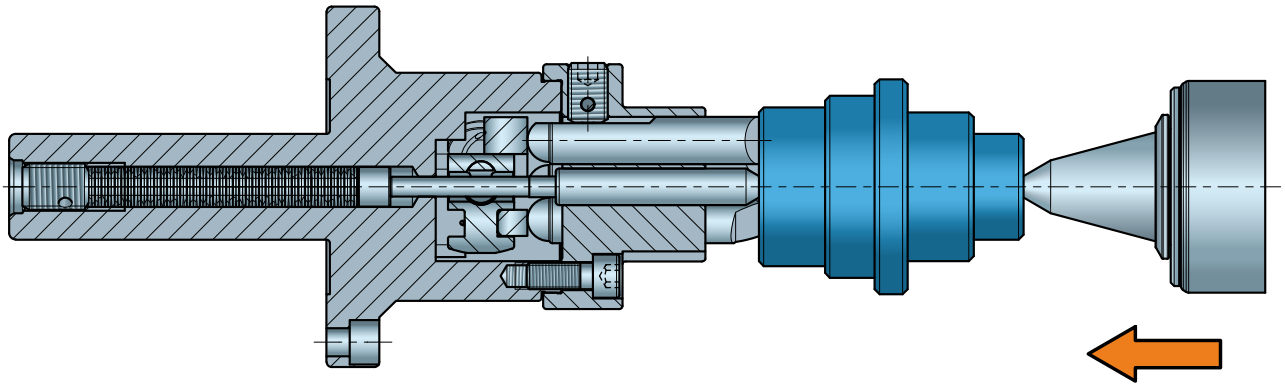

Spinta assiale: 8000 N (esempio)
Axial thrust: 8000 N (example)

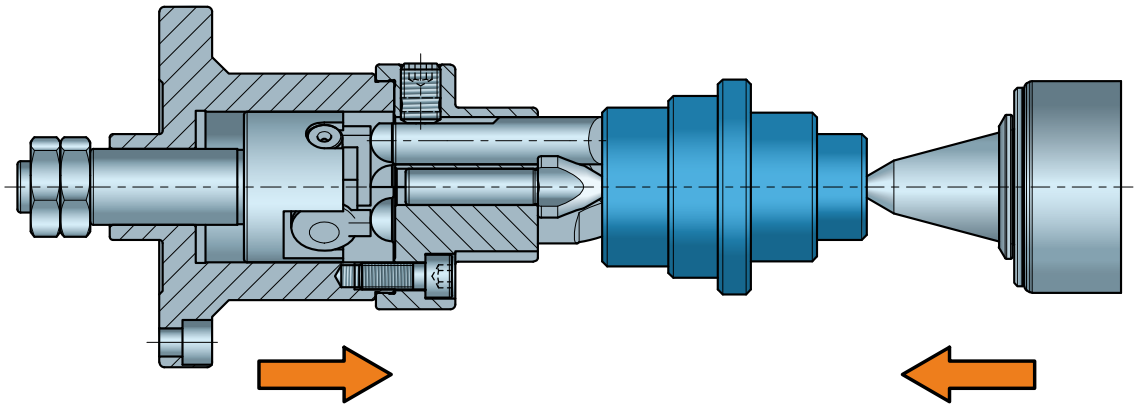

Spinta assiale: 6400 N (esempio)
Axial thrust: 6400 N (example)

Spinta assiale: 8000 N (esempio)
Axial thrust: 8000 N (example)

ISTRUZIONI PER IL CENTRAGGIO DEL TRASCINATORE SU FLANGIA CON GRANI DI CENTRAGGIO

INSTRUCTIONS FOR CENTERING THE FACE DRIVER ON THE FLANGE WITH GRUB SCREW CENTERING

1. Dopo aver montato la flangia nella macchina, montare il trascintore nella flangia serrando leggermente le viti (pos. 2);
2. Posizionare il comparatore sulla punta centrale (pos. 3) per eseguire il centraggio;
3. Eseguire il centraggio per mezzo dei grani radiali (pos.1) posti nella flangia;
4. Dopo aver eseguito il centraggio del trascinatore, serrare definitivamente le viti (pos. 2);
5. I grani radiali (pos. 1) vanno tenuti serrati sul trascinatore.

1. *After mounting the flange on the machine, fit the face driver into the flange and tighten the screws lightly (pos.2);*
2. *Position the gauge on the center point (pos. 3) to make the centering;*
3. *Make the centering by means of the radial grub screws (pos. 1) placed in the flange;*
4. *After centering of the face driver, fully tighten the screws (pos. 2);*
5. *The radial grub screws (pos. 1) must be kept tightened on the face driver.*

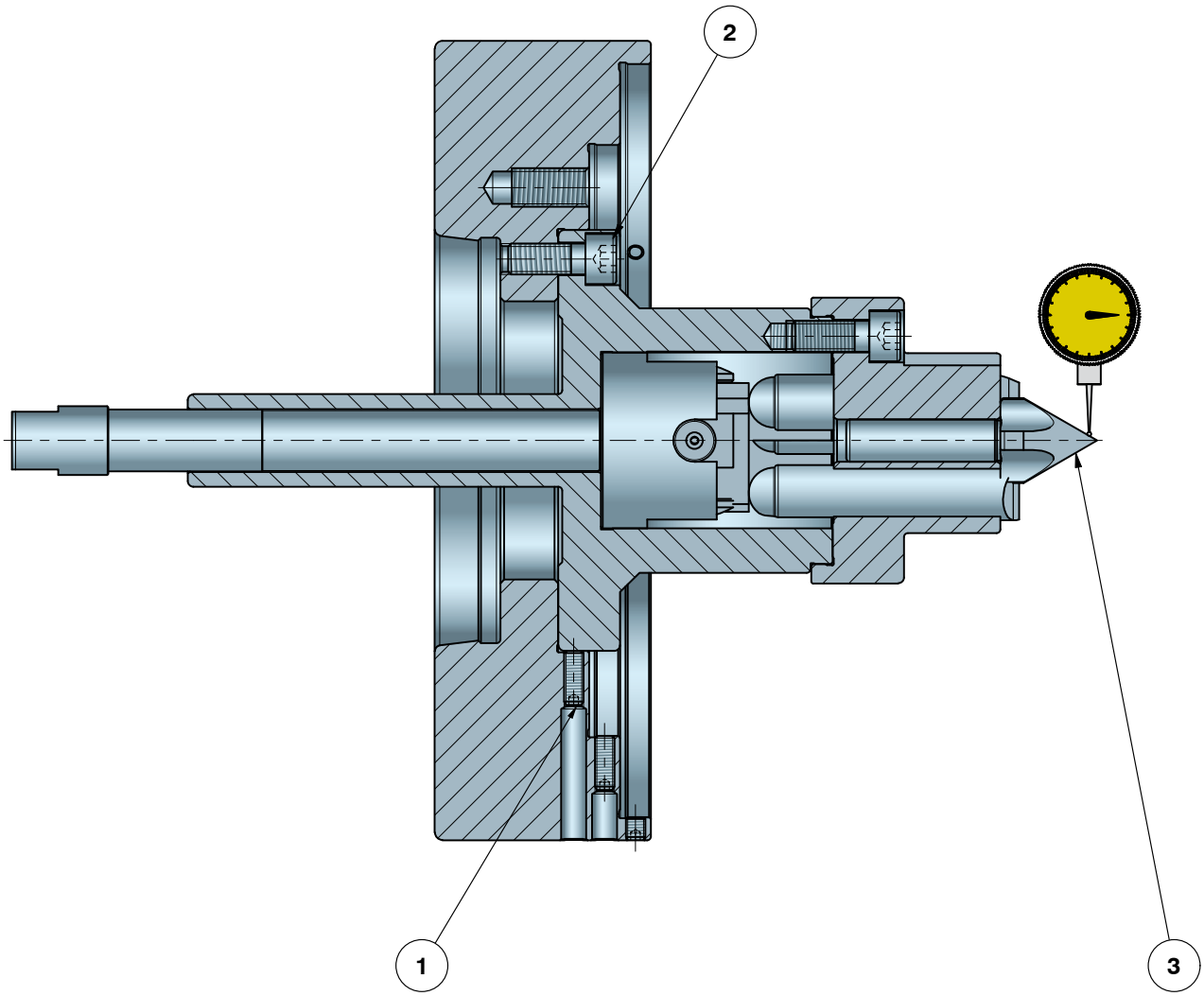

ISTRUZIONI PER IL CENTRAGGIO DELLA TESTINA CON GRANI DI CENTRAGGIO
INSTRUCTIONS FOR CENTERING THE FACE PLATE WITH GRUB SCREW CENTERING

1. Allentare leggermente le viti di fissaggio della testina (pos.1)
2. Posizionare il comparatore sulla punta centrale (pos. 2) per eseguire il centraggio;
3. Eseguire il centraggio per mezzo dei grani radiali (pos. 3) posti nella testina;
4. Dopo aver eseguito il centraggio della testina, serrare definitivamente le viti (pos. 1);
5. I grani radiali (pos. 3) vanno tenuti serrati sul trascinatore.

1. *Unloose lightly the screws (pos. 1)*
2. *Position the gauge on the center point (pos. 2) to make the centering;*
3. *Make the centering by means of the radial grub screws (pos. 3) placed in the face plate;*
4. *After centering of the face plate, fully tighten the screws (pos. 1);*
5. *The radial grub screws (pos. 3) must be kept tightened on the face driver*

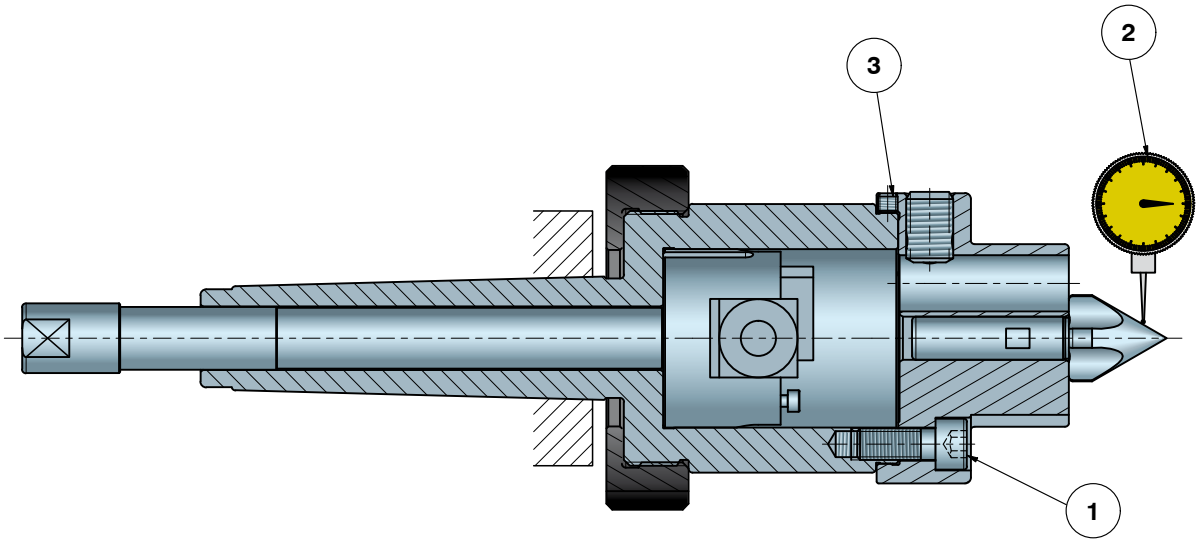

MODALITÀ DI BLOCCAGGIO DEI TRASCINATORI A FLANGIA INTEGRALE SU AUTOCENTRANTE
LOCKING METHOD OF THE FACE DRIVERS WITH INTEGRAL FLANGE ON SELF-CENTERING CHUCK

Per effettuare il bloccaggio in maniera corretta del trascinatore frontale su autocentrante è necessario fare la tornitura dei morsetti teneri in modo da recuperare il gioco assiale e radiale dell'autocentrante.

- Serrare tra i tre morsetti una flangia tonda del diametro opportuno e ricavare il diametro ØD;
- Poi dopo aver serrato l'apposito anello nel diametro ØD, ricavare il diametro ØC.

To correctly lock the face driver on the chuck, it is necessary to turn the soft jaws to take up the axial and radial slack of the chuck.

- *Tighten a round flange of the appropriate diameter between the three jaws and obtain the diameter ØD;*
- *Then after having tightened the special ring in the diameter ØD, obtain the diameter ØC.*

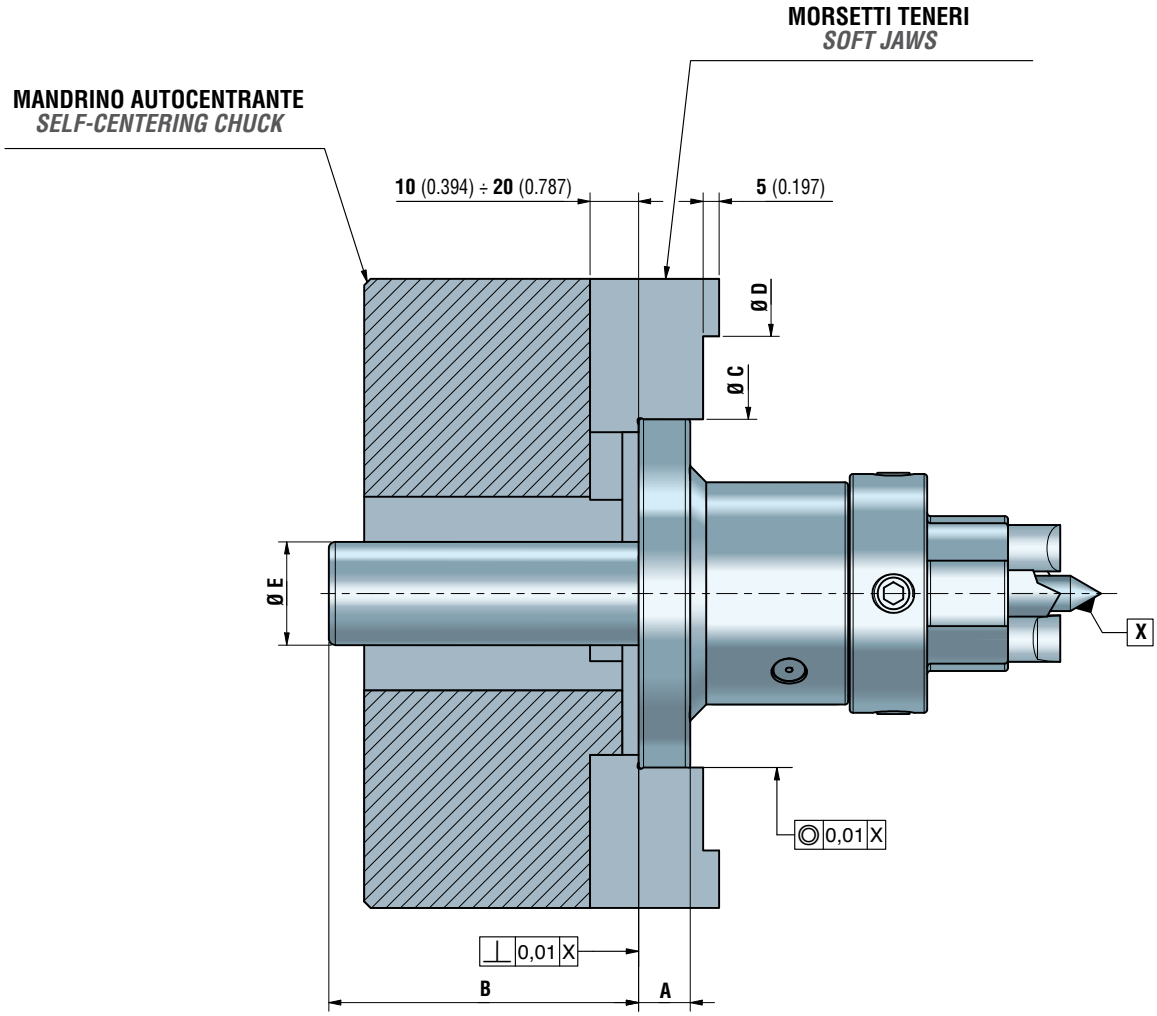

Trascinatore *Face driver*	A	B	Ø C	Ø D	Ø E
- 6/30 - 12/50 - - 15/55 - 20/60 -	16 (0.630)	56 (2.205)	109 (4.291)	160 (6.299)	32 (1.260)
20/70	16 (0.630)	62 (2.441)	109 (4.291)	160 (6.299)	32 (1.260)
45/120	22 (0.866)	108 (4.252)	153 (6.024)	200 (7.874)	32 (1.260)

SOSTITUZIONE DEGLI ARTIGLI
REPLACEMENT OF THE DRIVING PINS

Per sostituire gli artigli di un trascinatore frontale non sono necessari attrezzi o chiavi.

- Prendere con le mani l'artiglio e farlo scorrere assialmente fino ad estrarlo dalla sua sede. In caso di necessità, aiutarsi con uno straccio o con una pinza per una maggiore presa.

Per introdurre nuovamente gli artigli:

- Introdurre gli artigli manualmente facendoli scorrere in direzione dell'asse del trascinatore e mantenendo il piano fresato rivolto verso l'esterno. L'operazione può essere effettuata con il trascinatore già montato in macchina, senza pregiudicare la precisione dello stesso. Durante questa operazione è consigliato mettere un velo di grasso.

I grani radiali presenti nella testina hanno la funzione di antirotazione dell'artiglio; allo stesso modo però devono permettere all'artiglio una rotazione attorno al proprio asse di circa 0,2÷0,3 mm al fine di potersi assestare in seguito alla presenza di eventuali imperfezioni o bave presenti sulla faccia del pezzo da trascinare.
I 4 grani radiali, essendo stati registrati in fase di montaggio, non devo più essere più toccati.

No tools or wrenches are required to replace the driving pins of the face driver.

- *Take the driving pin with your hands and slide it axially until it comes out of its seat. If necessary, help yourself with a rag or pliers for a better grip.*

To re-introduce the driving pins:

- *Introduce the driving pins manually by sliding them in the direction of the axis of the face driver and keeping the milled plane turned outwards. The operation can be carried out with the face driver already mounted on the machine, without compromising its accuracy. During this operation it is recommended to put a layer of grease.*

The radial screws present in the washer have the function of anti-rotation of the driving pin; in the same way, however, they must allow the driving pin to rotate around its axis of about 0,2÷0,3 mm in order to be able to settle down following the presence of any imperfections or burrs on the face of the piece to be dragged. The 4 radial screws, having been registered during the assembly phase and don't have to be touched

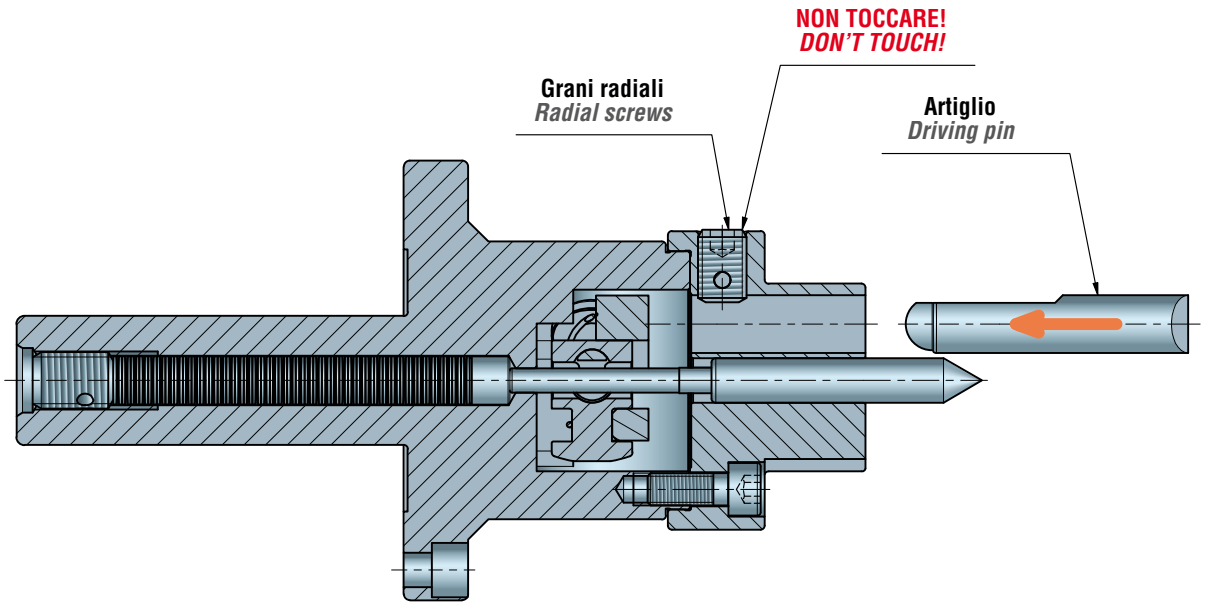

SOSTITUZIONE DELLA PUNTA CENTRALE NEI TRASCINATORI A PUNTA MOLLEGGIATA
REPLACING THE CENTER POINT IN A SPRING-LOADED FACE DRIVER

Per sostituire la punta centrale di un trascinatore frontale a punta molleggiata, non sono necessari attrezzi o chiavi.

- Prendere con le mani la punta centrale e farla scorrere assialmente fino ad estrarla dalla sua sede. In caso di necessità, aiutarsi con uno straccio o un paio di pinze per una maggiore presa.

Per introdurre nuovamente la punta centrale:

- Farla scorrere in direzione dell'asse del trascinatore, fino a farla arrivare nel suo appoggio. L'operazione può essere effettuata con il trascinatore già montato in macchina, senza pregiudicare la precisione dello stesso.

No tools or wrenches are required to replace the center point of a spring-loaded face driver.

- *Take the center point with your hands and slide it axially until it comes out of its seat. If necessary, help yourself with a rag or a pliers for a better grip.*

To re-introduce the center point:

- *Slide it in the direction of the face driver axis, until it reaches its support. The operation can be carried out with the face driver already mounted on the machine, without compromising the accuracy of the same.*

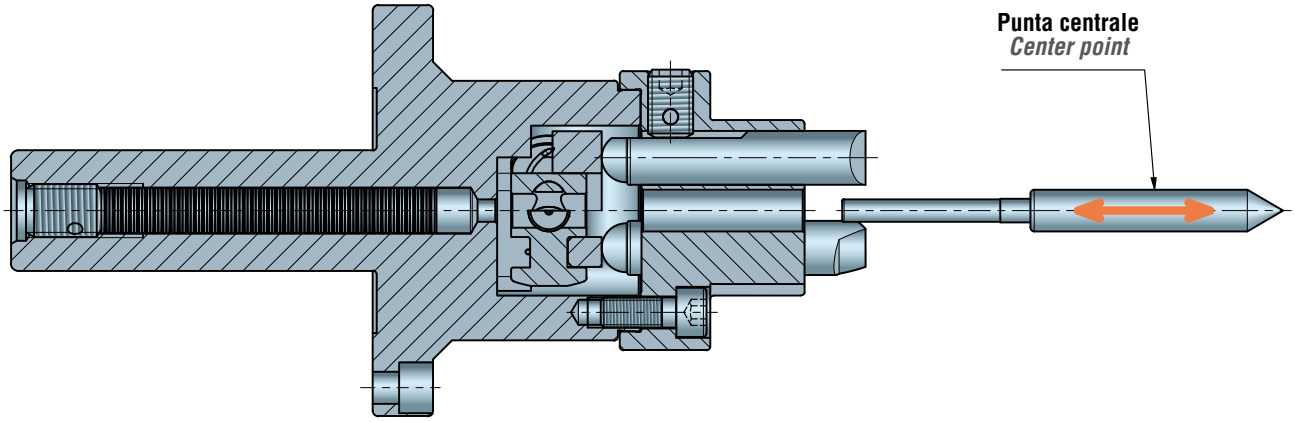

SOSTITUZIONE DELLA PUNTA CENTRALE NEI TRASCINATORI A PUNTA FISSA
REPLACING THE CENTER POINT IN A FACE DRIVER WITH FIXED CENTER POINT

Nei trascinatori frontali a punta fissa, ci sono uno o due grani (a seconda del modello) che tengono bloccata la punta centrale nella sua sede. Prima di procedere alla sostituzione, allentare i grani che la bloccano, ed una volta sostituita la punta centrale stringere nuovamente i grani di bloccaggio, facendo attenzione ad impegnarli nuovamente lungo le fresature della punta centrale.

In the face drivers with fixed center point, there are one or two grains (depending on the model) which keep the center point locked in its seat. Before proceeding with the replacement, loosen the grains that block it, and once the center point has been replaced, tighten the locking grain again, making sure to re-engage them along the grooves of the center point.

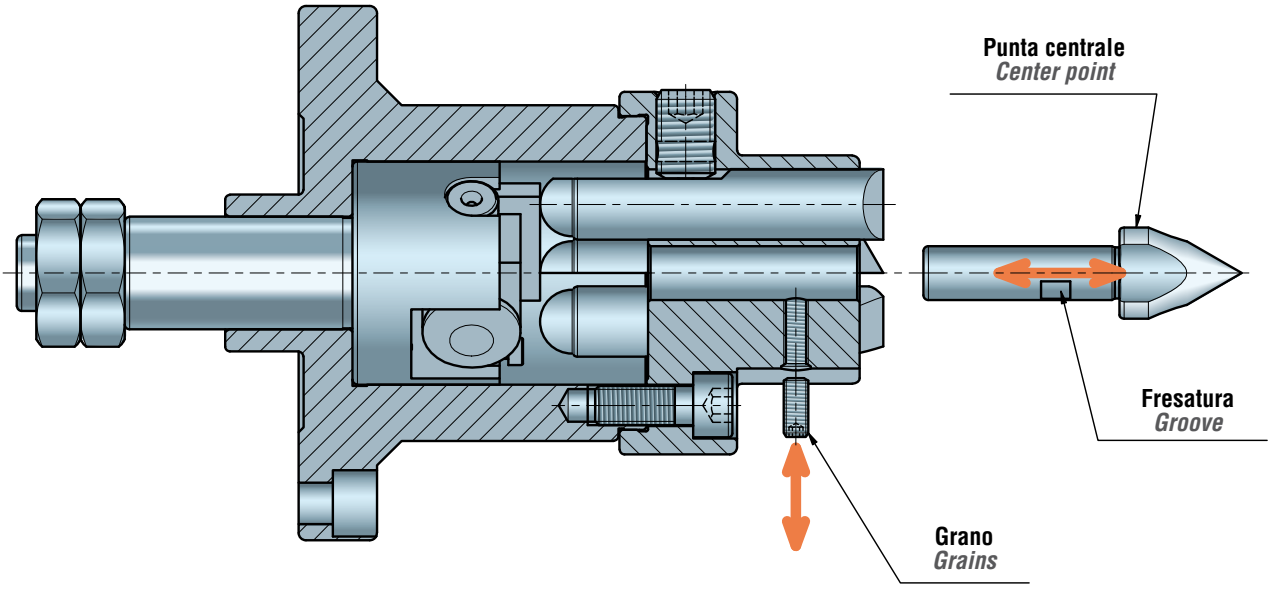

MODALITÀ D'IMPIEGO DELLA PUNTA A CAPRUGGINE NEI TRASCINATORI MOLLEGGIATI
METHOD OF USE OF THE CENTER WITH SLOTS IN SPRING LOADED FACE DRIVER

Con il trascinatore frontale si possono lavorare anche particolari che invece del centro, hanno dei fori più o meno grandi, dipendenti dalle caratteristiche del pezzo. È sufficiente montare la punta centrale a capruggine della dimensione adeguata.

Quando si usano le punte a capruggine, bisogna controllare sempre la lunghezza degli artigli di trascinamento, la quale non deve mai essere inferiore di 3 mm rispetto alla misura originale indicata nel catalogo. Questo vale a dire che gli artigli di trascinamento si possono affilare accorciandoli fino ad un massimo di 3 mm (E) rispetto alla loro lunghezza originale. Per un corretto funzionamento della punta a capruggine, è necessario che questa, quando è sotto carico, non sia mai in battuta contro il piano (K) della testina porta artigli. La dimensione della capruggine è da scegliere in funzione della misura "Ø F".

With the face driver you can also machining workpieces that instead of the center, have more or less large holes, depending on the characteristics of the workpiece. It is sufficient to mount the center point with slots of the right size.

When using the center points with slots, always check the length of the driving pins, which must never be less than 3 mm than the original size indicated in the catalogue.
This means that the driving pins can be sharpened by shortening them up to a maximum of 3 mm (E) compared to their original length.
For a correct functioning of the center point with slots, it is necessary that this, when under load, never touches the plane (K) of the face plate.
The size of the center point with slots has to be chosen according to the measure "Ø F".

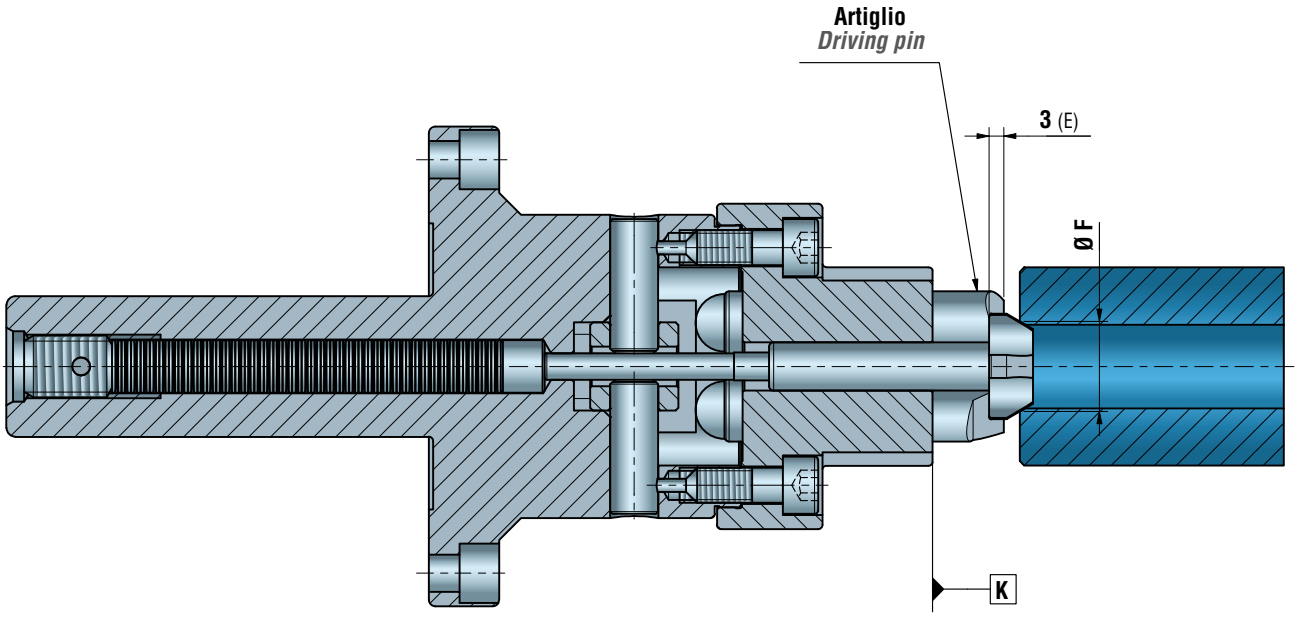

DEFINIZIONE DEL SENSO DI ROTAZIONE DEL TRASCINATORE FRONTALE
DEFINITION OF THE DIRECTION OF ROTATION OF THE FACE DRIVER

Sul trascinatore frontale possono essere montati artigli con rotazione di lavorazione antioraria ed artigli con rotazione oraria. Per definire il senso di rotazione guardarlo frontalmente. Il lato delle lame con l'inclinazione maggiore è quello di traino, quindi quello in cui deve tirare.

Esempio: lato inclinato destro, rotazione oraria; lato inclinato sinistro, rotazione antioraria. Una volta montato in macchina il trascinatore, verificare che la rotazione del mandrino corrisponda con quella degli artigli montati sul trascinatore.

Driving pins with counterclockwise rotation and driving pins with clockwise rotation can be mounted on the face driver. To define the direction of rotation, look at it from the front.
The side of the blades with the greatest inclination is the towing one, therefore the one in which it must pull.

Example: right inclined side, clockwise rotation; left inclined side, counterclockwise rotation. Once the driver has been mounted on the machine, check that the rotation of the spindle corresponds to that of the driving pins mounted on the face driver.

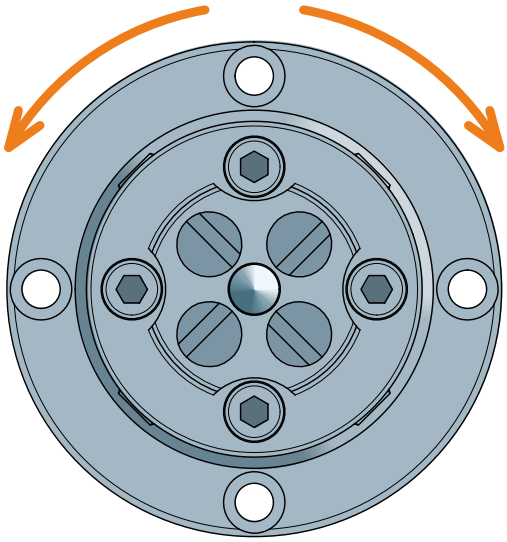

ROTAZIONE ANTIORARIA
COUNTERCLOCKWISE ROTATION

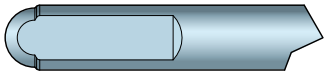

ROTAZIONE ORARIA
CLOCKWISE ROTATION

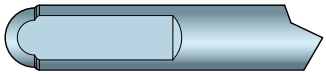

FLANGE PORTA TRASCINATORI CON FORI DI CENTRAGGIO
FACE DRIVER ADAPTORS WITH CENTERING HOLES

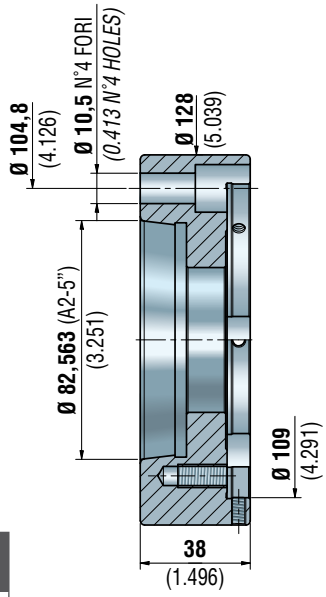

FLANGIA A2-5
FLANGE A2-5

070700558

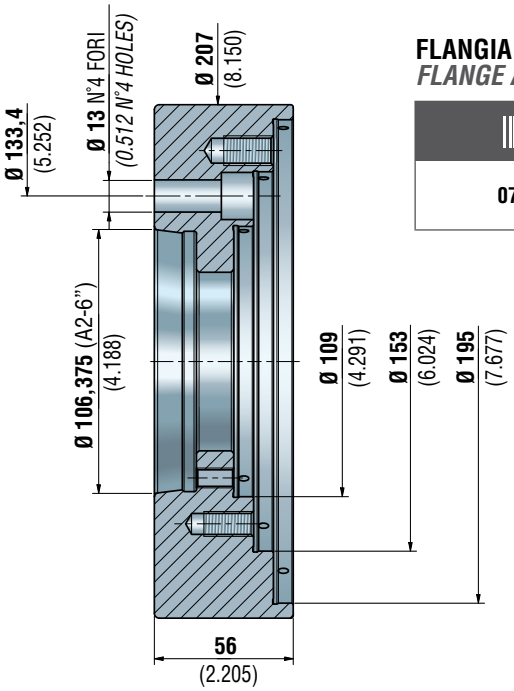

FLANGIA A2-6
FLANGE A2-6

070700551

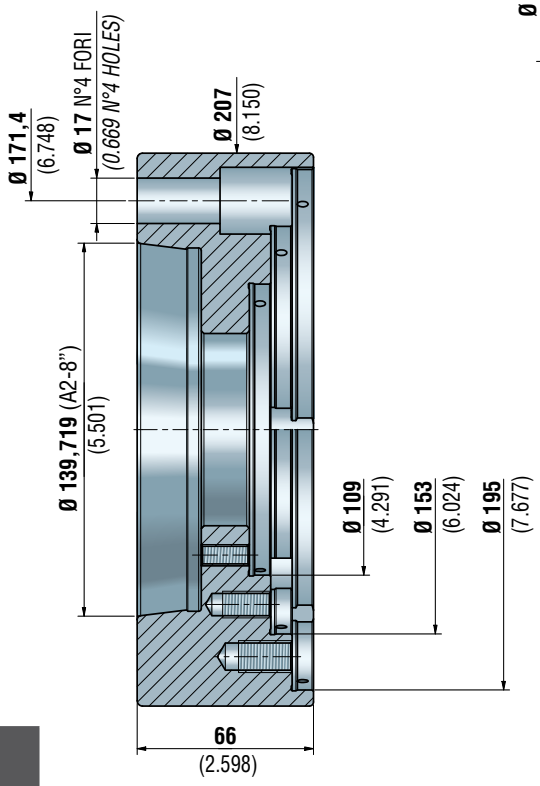

FLANGIA A2-8
FLANGE A2-8

070700552

FLANGE PORTA TRASCINATORI CON FORI DI CENTRAGGIO
FACE DRIVER ADAPTORS WITH CENTERING HOLES

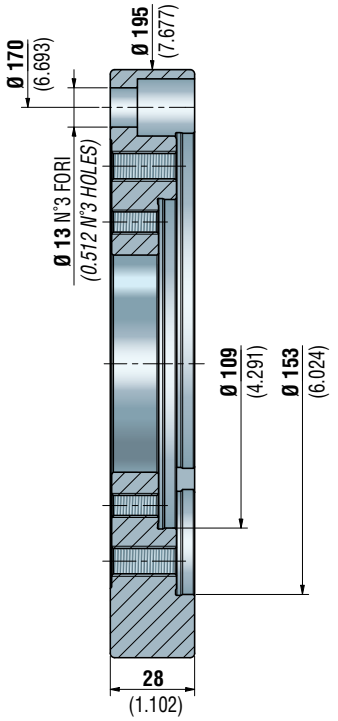

FLANGIA NEUTRA
NEUTRAL FLANGE

070700550

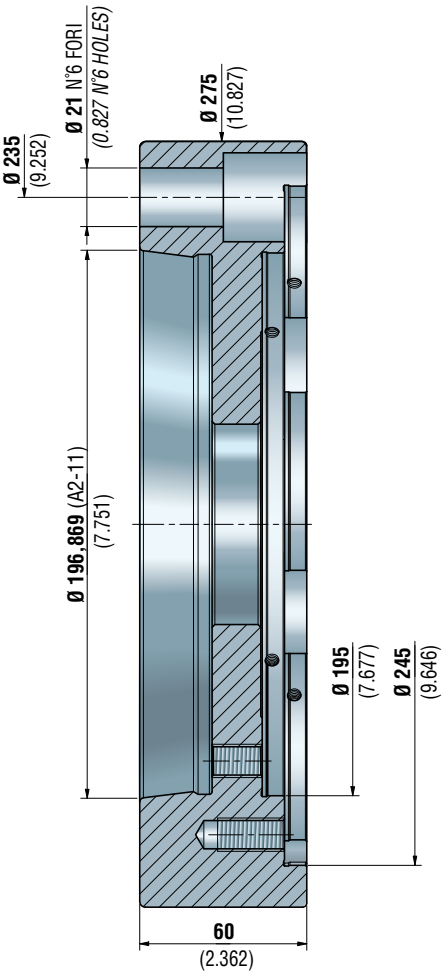

FLANGIA A2-11
FLANGE A2-11

070700559

* **Possibile il montaggio su questa flangia unicamente impiegando anche la flangia neutra.**
It can be mounted on this flange only using the neutral flange as well.

In quale flangia può essere montato il trascinatore.
In which flange the face driver can be mounted.

TRASCINATORI *FACE DRIVERS*	FLANGIA *FLANGE* A2-5	FLANGIA *FLANGE* A2-6	FLANGIA *FLANGE* A2-8	FLANGIA *FLANGE* A2-11
6/30				*
12/50				*
15/55				*
20/60				*
20/70				*
45/120				*
100/220				
180/300				
7/25				*
12/70				*
15/75				*
20/80				*
20/100				*
45/150				*
100/300				
180/400				

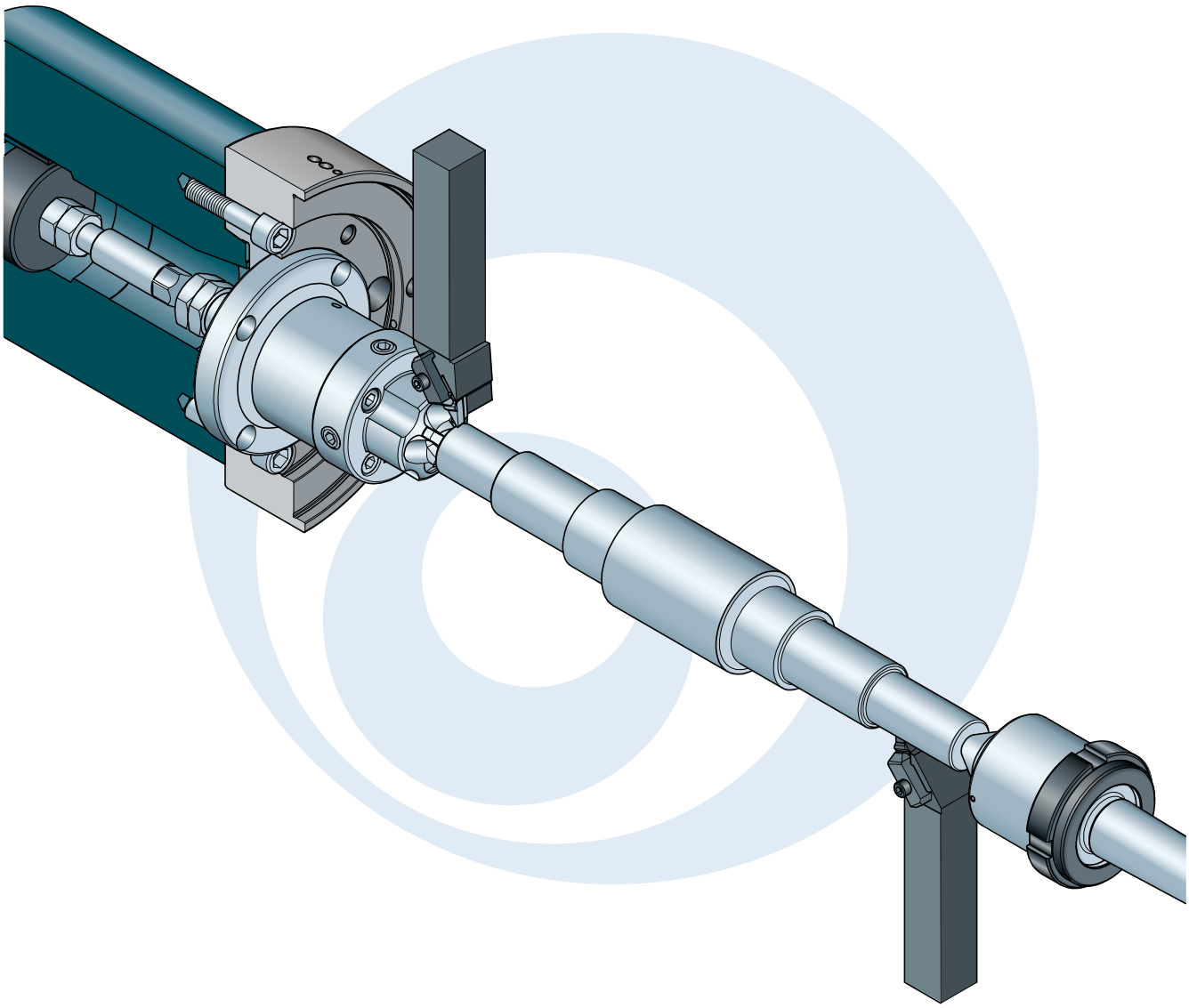

INDICE / *CONTENTS*

TRASCINATORE FRONTALE 6/30 AD AZIONAMENTO A MOLLE, PER TORNITURA, VERSIONE FLANGIATA
FACE DRIVER 6/30 OPERATED BY SPRINGS, FOR TURNING, FLANGED VERSION 22

TRASCINATORE FRONTALE 6/30 AD AZIONAMENTO A MOLLE, PER TORNITURA, VERSIONE CONO MORSE
FACE DRIVER 6/30 OPERATED BY SPRINGS, FOR TURNING, MORSE TAPER VERSION 23

PUNTA CENTRALE PORTA ARTIGLI PER 6/30
CENTER POINT SUPPORTING DRIVING PINS FOR 6/30 24

ARTIGLI PER TRASCINATORE 6/30
DRIVING PINS FOR FACE DRIVER 6/30 25

TRASCINATORE FRONTALE 12/50 AD AZIONAMENTO A MOLLE, PER TORNITURA, VERSIONE FLANGIATA
FACE DRIVER 12/50 OPERATED BY SPRINGS, FOR TURNING, FLANGED VERSION 26

TRASCINATORE FRONTALE 12/50 AD AZIONAMENTO A MOLLE, PER TORNITURA, VERSIONE CONO MORSE
FACE DRIVER 12/50 OPERATED BY SPRINGS, FOR TURNING, MORSE TAPER VERSION 27

PUNTE CENTRALI PER TRASCINATORE 12/50
CENTER POINTS FOR FACE DRIVER 12/50 28

ARTIGLI PER TRASCINATORE 12/50
DRIVING PINS FOR FACE DRIVER 12/50 29

TRASCINATORE FRONTALE 15/55 AD AZIONAMENTO A MOLLE, PER TORNITURA, VERSIONE FLANGIATA
FACE DRIVER 15/55 OPERATED BY SPRINGS, FOR TURNING, FLANGED VERSION 30

TRASCINATORE FRONTALE 15/55 AD AZIONAMENTO A MOLLE, PER TORNITURA, VERSIONE CONO MORSE
FACE DRIVER 15/55 OPERATED BY SPRINGS, FOR TURNING, MORSE TAPER VERSION 31

PUNTE CENTRALI PER TRASCINATORE 15/55
CENTER POINTS FOR FACE DRIVER 15/55 32

ARTIGLI PER TRASCINATORE 15/55
DRIVING PINS FOR FACE DRIVER 15/55 33

TRASCINATORE FRONTALE 20/60 AD AZIONAMENTO A MOLLE, PER TORNITURA, VERSIONE FLANGIATA
FACE DRIVER 20/60 OPERATED BY SPRINGS, FOR TURNING, FLANGED VERSION 34

TRASCINATORE FRONTALE 20/60 AD AZIONAMENTO A MOLLE, PER TORNITURA, VERSIONE CONO MORSE
FACE DRIVER 20/60 OPERATED BY SPRINGS, FOR TURNING, MORSE TAPER VERSION 35

PUNTE CENTRALI PER TRASCINATORE 20/60
CENTER POINTS FOR FACE DRIVER 20/60 36

ARTIGLI PER TRASCINATORE 20/60
DRIVING PINS FOR FACE DRIVER 20/60 37

TRASCINATORE FRONTALE 20/70 AD AZIONAMENTO A MOLLE, PER TORNITURA, VERSIONE FLANGIATA
FACE DRIVER 20/70 OPERATED BY SPRINGS, FOR TURNING, FLANGED VERSION 38

TRASCINATORE FRONTALE 20/70 AD AZIONAMENTO A MOLLE, PER TORNITURA, VERSIONE CONO MORSE
FACE DRIVER 20/70 OPERATED BY SPRINGS, FOR TURNING, MORSE TAPER VERSION 39

PUNTE CENTRALI PER TRASCINATORE 20/70
CENTER POINTS FOR FACE DRIVER 20/70 40

ARTIGLI PER TRASCINATORE 20/70
DRIVING PINS FOR FACE DRIVER 20/70 41

TRASCINATORE FRONTALE 45/120 AD AZIONAMENTO A MOLLE, PER TORNITURA, VERSIONE FLANGIATA
FACE DRIVER 45/120 OPERATED BY SPRINGS, FOR TURNING, FLANGED VERSION 42

TRASCINATORE FRONTALE 45/120 AD AZIONAMENTO A MOLLE, PER TORNITURA, VERSIONE CONO MORSE
FACE DRIVER 45/120 OPERATED BY SPRINGS, FOR TURNING, MORSE TAPER VERSION 43

PUNTE CENTRALI PER TRASCINATORE 45/120
CENTER POINTS FOR FACE DRIVER 45/120 44

ARTIGLI PER TRASCINATORE 45/120
DRIVING PINS FOR FACE DRIVER 45/120 45

TRASCINATORE FRONTALE 100/220 AD AZIONAMENTO A MOLLE, PER TORNITURA, VERSIONE FLANGIATA
FACE DRIVER 100/220 OPERATED BY SPRINGS, FOR TURNING, FLANGED VERSION 46

CANNOTTO FLANGIATO PORTA MOLLE PER TRASCINATORE 100/220
FLANGED SLEEVE SPRINGS HOLDER FACE DRIVER 100/220 47

PUNTE CENTRALI PER TRASCINATORE 100/220
CENTER POINTS FOR FACE DRIVER 100/220 48

ARTIGLI PER TRASCINATORE 100/220
DRIVING PINS FOR FACE DRIVER 100/220 49

TRASCINATORE FRONTALE 180/300 AD AZIONAMENTO A MOLLE, PER TORNITURA, VERSIONE FLANGIATA
FACE DRIVER 180/300 OPERATED BY SPRINGS, FOR TURNING, FLANGED VERSION 50

CANNOTTO FLANGIATO PORTA MOLLE PER TRASCINATORE 180/300
FLANGED SLEEVE SPRINGS HOLDER FACE DRIVER 180/300 51

PUNTE CENTRALI PER TRASCINATORE 180/300
CENTER POINTS FOR FACE DRIVER 180/300 52

ARTIGLI PER TRASCINATORE 180/300
DRIVING PINS FOR FACE DRIVER 180/300 53

TRASCINATORE FRONTALE 12/50 AD AZIONAMENTO IDRAULICO, PER TORNITURA, VERSIONE FLANGIATA
FACE DRIVER 12/50 OPERATED BY HYDRAULIC CYLINDER, FOR TURNING, FLANGED VERSION 54

PUNTE CENTRALI PER TRASCINATORE 12/50
CENTER POINTS FOR FACE DRIVER 12/50 55

ARTIGLI PER TRASCINATORE 12/50
DRIVING PINS FOR FACE DRIVER 12/50 56

ARTIGLI IN METALLO DURO ROTAZIONE ORARIA PER TRASCINATORE 12/50
HARD METAL DRIVING PINS CLOCKWISE ROTATION FOR FACE DRIVER 12/50 57

TRASCINATORE FRONTALE 15/55 AD AZIONAMENTO IDRAULICO, PER TORNITURA, VERSIONE FLANGIATA
FACE DRIVER 15/55 OPERATED BY HYDRAULIC CYLINDER, FOR TURNING, FLANGED VERSION 58

PUNTE CENTRALI PER TRASCINATORE 15/55
CENTER POINTS FOR FACE DRIVER 15/55 59

ARTIGLI PER TRASCINATORE 15/55
DRIVING PINS FOR FACE DRIVER 15/55 60

ARTIGLI IN METALLO DURO ROTAZIONE ORARIA PER TRASCINATORE 15/55
HARD METAL DRIVING PINS CLOCKWISE ROTATION FOR FACE DRIVER 15/55 61

TRASCINATORE FRONTALE 20/60 AD AZIONAMENTO IDRAULICO, PER TORNITURA, VERSIONE FLANGIATA
FACE DRIVER 20/60 OPERATED BY HYDRAULIC CYLINDER, FOR TURNING, FLANGED VERSION 62

PUNTE CENTRALI PER TRASCINATORE 20/60
CENTER POINTS FOR FACE DRIVER 20/60 63

ARTIGLI PER TRASCINATORE 20/60
DRIVING PINS FOR FACE DRIVER 20/60 64

ARTIGLI IN METALLO DURO ROTAZIONE ORARIA PER TRASCINATORE 20/60
HARD METAL DRIVING PINS CLOCKWISE ROTATION FOR FACE DRIVER 20/60 65

TRASCINATORE FRONTALE 20/70 AD AZIONAMENTO IDRAULICO, PER TORNITURA, VERSIONE FLANGIATA
FACE DRIVER 20/70 OPERATED BY HYDRAULIC CYLINDER, FOR TURNING, FLANGED VERSION 66

PUNTE CENTRALI PER TRASCINATORE 20/70
CENTER POINTS FOR FACE DRIVER 20/70 67

ARTIGLI PER TRASCINATORE 20/70
DRIVING PINS FOR FACE DRIVER 20/70 68

ARTIGLI IN METALLO DURO ROTAZIONE ORARIA PER TRASCINATORE 20/70
HARD METAL DRIVING PINS CLOCKWISE ROTATION FOR FACE DRIVER 20/70 69

TRASCINATORE FRONTALE 45/120 AD AZIONAMENTO IDRAULICO, PER TORNITURA, VERSIONE FLANGIATA
FACE DRIVER 45/120 OPERATED BY HYDRAULIC CYLINDER, FOR TURNING, FLANGED VERSION 70

PUNTE CENTRALI PER TRASCINATORE 45/120
CENTER POINTS FOR FACE DRIVER 45/120 71

ARTIGLI PER TRASCINATORE 45/120
D*RIVING PINS FOR FACE DRIVER 45/120* 72

ARTIGLI IN METALLO DURO ROTAZIONE ORARIA PER TRASCINATORE 45/120
HARD METAL DRIVING PINS CLOCKWISE ROTATION FOR FACE DRIVER 45/120 73

TRASCINATORE FRONTALE 100/220 AD AZIONAMENTO IDRAULICO, PER TORNITURA, VERSIONE FLANGIATA
FACE DRIVER 100/220 OPERATED BY HYDRAULIC CYLINDER, FOR TURNING, FLANGED VERSION 74

PUNTE CENTRALI PER TRASCINATORE 100/220
CENTER POINTS FOR FACE DRIVER 100/220 75

ARTIGLI PER TRASCINATORE 100/220
DRIVING PINS FOR FACE DRIVER 100/220 76

ARTIGLI IN METALLO DURO ROTAZIONE ORARIA PER TRASCINATORE 100/220
HARD METAL DRIVING PINS CLOCKWISE ROTATION FOR FACE DRIVER 100/220 77

TRASCINATORE FRONTALE 180/300 AD AZIONAMENTO IDRAULICO, PER TORNITURA, VERSIONE FLANGIATA
FACE DRIVER 180/300 OPERATED BY HYDRAULIC CYLINDER, FOR TURNING, FLANGED VERSION 78

PUNTE CENTRALI PER TRASCINATORE 180/300
CENTER POINTS FOR FACE DRIVER 180/300 79

ARTIGLI PER TRASCINATORE 180/300
DRIVING PINS FOR FACE DRIVER 180/300 80

ARTIGLI IN METALLO DURO ROTAZIONE ORARIA PER TRASCINATORE 180/300
HARD METAL DRIVING PINS CLOCKWISE ROTATION FOR FACE DRIVER 180/300 81

TRASCINATORE FRONTALE 6/30 AD AZIONAMENTO A MOLLE, PER TORNITURA, VERSIONE FLANGIATA
FACE DRIVER 6/30 OPERATED BY SPRINGS, FOR TURNING, FLANGED VERSION

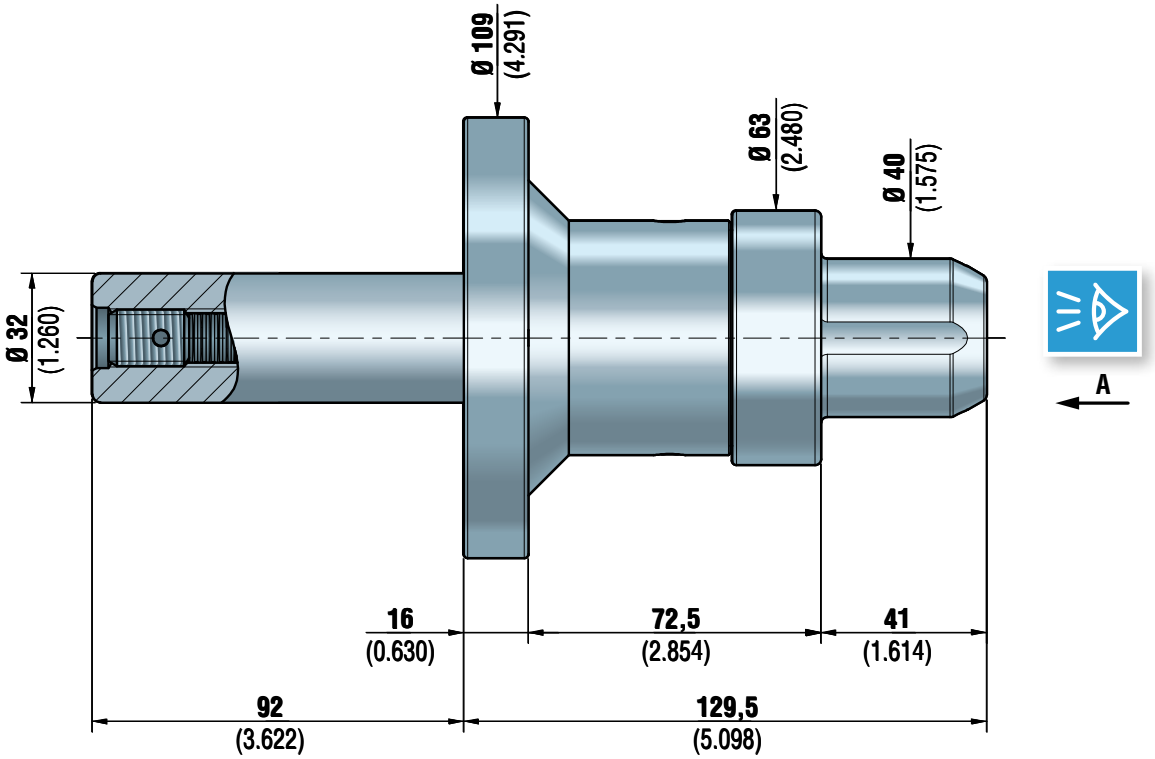

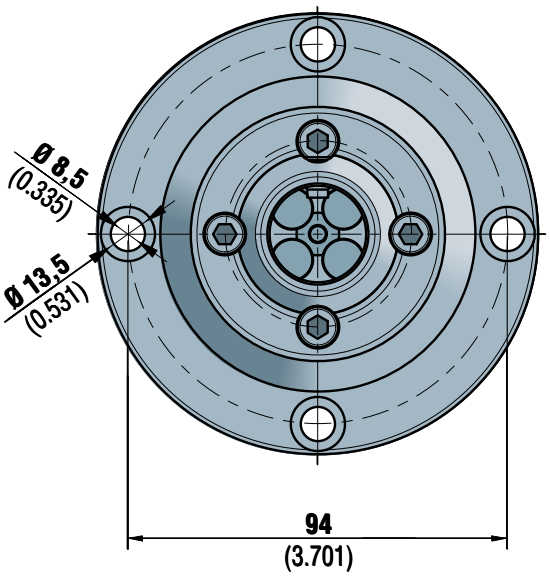

VISTA A
VIEW A

070760048A

TRASCINATORE FRONTALE 6/30 AD AZIONAMENTO A MOLLE, PER TORNITURA, VERSIONE CONO MORSE
FACE DRIVER 6/30 OPERATED BY SPRINGS, FOR TURNING, MORSE TAPER VERSION

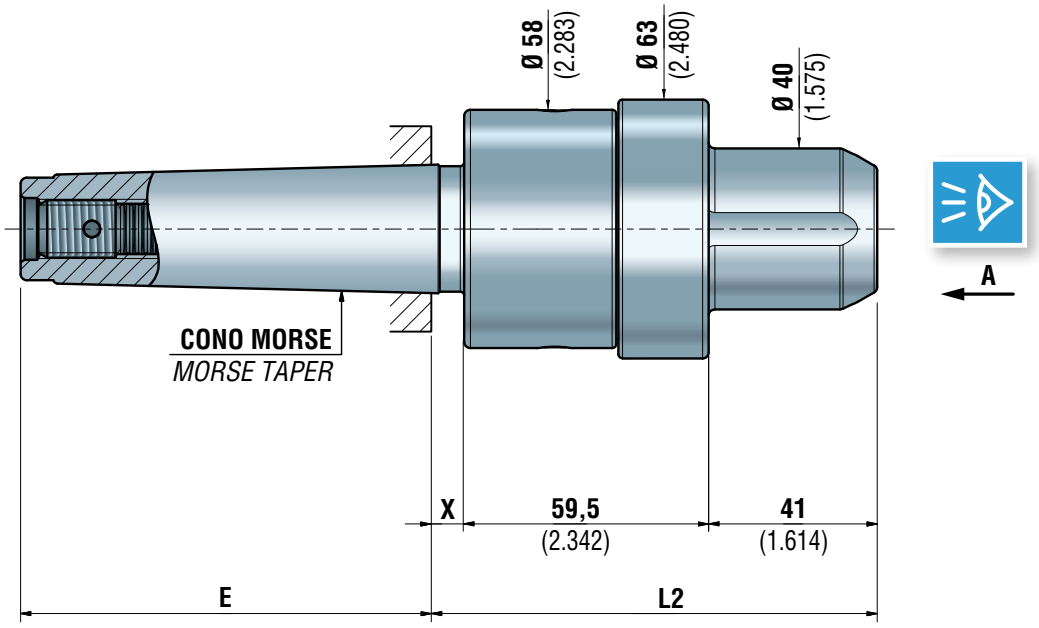

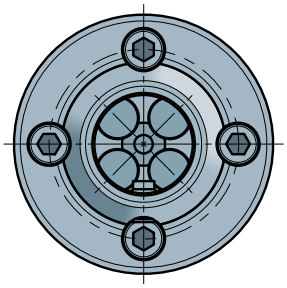

VISTA A
VIEW A

		E	X	L2
070752380A	CM3 / MT3	79 (3.110)	6 (0.236)	95 (3.740)
070752382A	CM4 / MT4	100 (3.937)	8 (0.315)	97 (3.819)
070752384A	CM5 / MT5	100 (3.937)	8 (0.315)	97 (3.819)
070752386A	CM6 / MT6	100 (3.937)	8 (0.315)	97 (3.819)

PUNTA CENTRALE PORTA ARTIGLI
CENTER POINT SUPPORTING DRIVING PINS

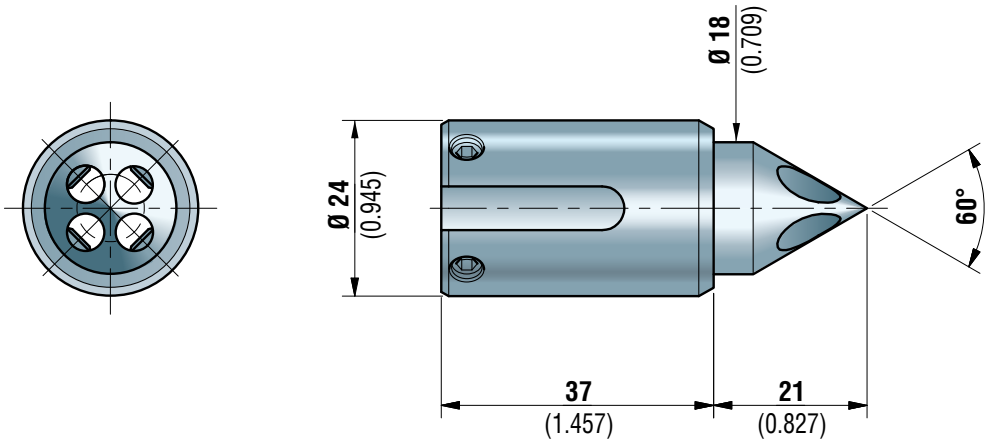

	per centri o fori / *for centers or holes*	
	dal / *from* Ø	al / *to the* Ø
072102762	1 (0.039)	5 (0.197)

ESEMPI DI PUNTE CENTRALI SPECIALI
EXAMPLES OF SPECIAL CENTER POINTS





Disponibile su richiesta
Available on request

ARTIGLI
DRIVING PINS

ROTAZIONE ANTIORARIA
Counterclockwise rotation

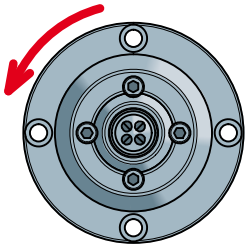

ROTAZIONE ORARIA
Clockwise rotation

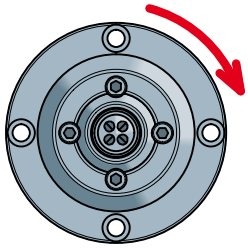

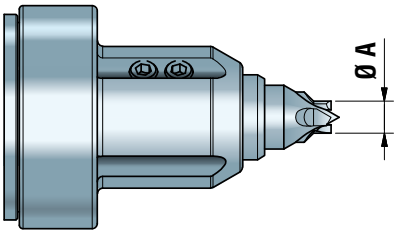

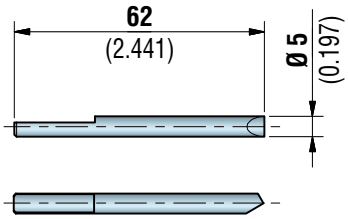

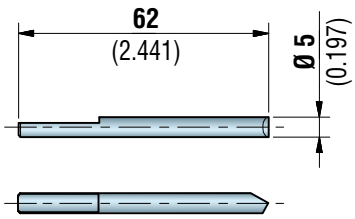

	Rotazione antioraria *Counterclockwise rotation*
	Ø A
080845004	14,2 (0.560)

	Rotazione oraria *Clockwise rotation*
	Ø A
080845001	14,2 (0.560)

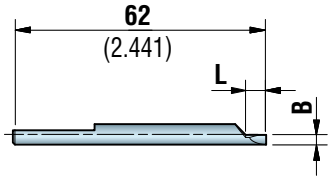

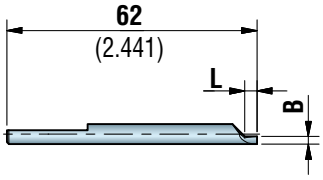

	Rotazione antioraria *Counterclockwise rotation*		
	Ø A	B	L
***090901007**	7 (0.276)	1.4 (0.055)	3 (0.118)
***090901008**	8 (0.315)	1.9 (0.075)	3 (0.118)
090901009	9 (0.354)	2.4 (0.094)	5 (0.197)
090901010	10 (0.394)	2.9 (0.114)	5 (0.197)
090901011	11 (0.433)	3.4 (0.134)	5 (0.197)
090901012	12 (0.472)	3.9 (0.153)	5 (0.197)

***Attenzione:**
Per queste misure interpellare il nostro ufficio tecnico

**** Warning:***
For these dimensions contact our technical department

	Rotazione oraria *Clockwise rotation*		
	Ø A	B	L
***090900007**	7 (0.276)	1.4 (0.055)	3 (0.118)
***090900008**	8 (0.315)	1.9 (0.075)	3 (0.118)
090900009	9 (0.354)	2.4 (0.094)	5 (0.197)
090900010	10 (0.394)	2.9 (0.114)	5 (0.197)
090900011	11 (0.433)	3.4 (0.134)	5 (0.197)
090900012	12 (0.472)	3.9 (0.153)	5 (0.197)

TRASCINATORE FRONTALE 12/50 AD AZIONAMENTO A MOLLE, PER TORNITURA, VERSIONE FLANGIATA
FACE DRIVER 12/50 OPERATED BY SPRINGS, FOR TURNING, FLANGED VERSION

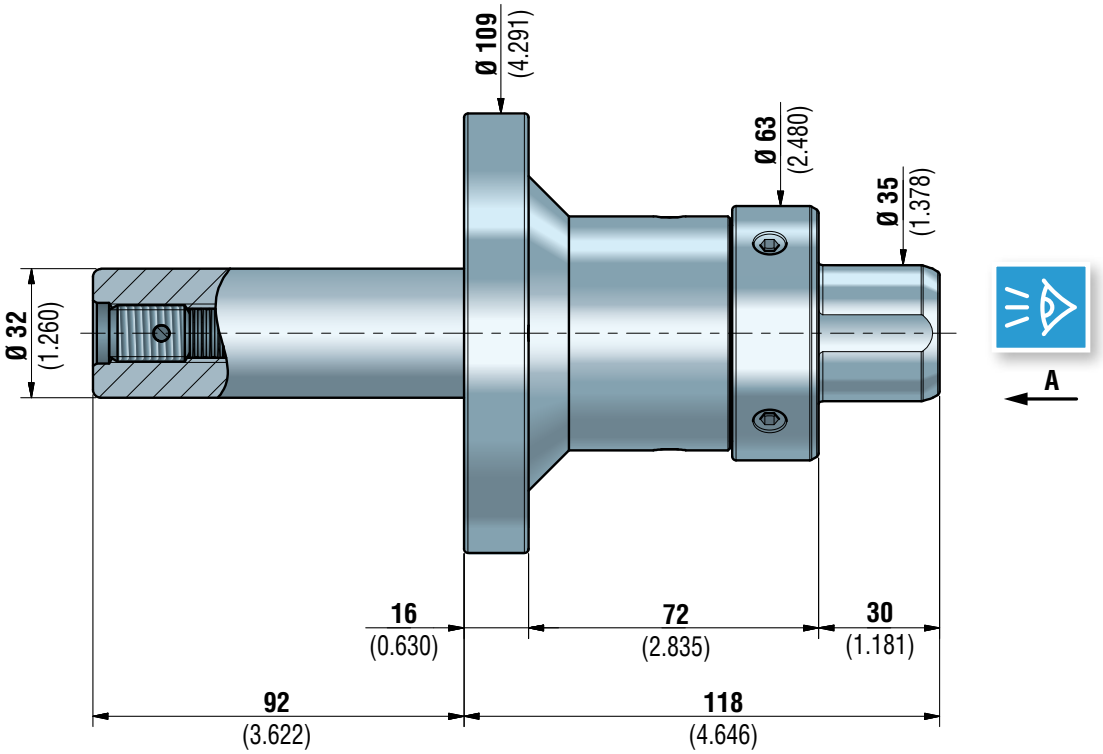

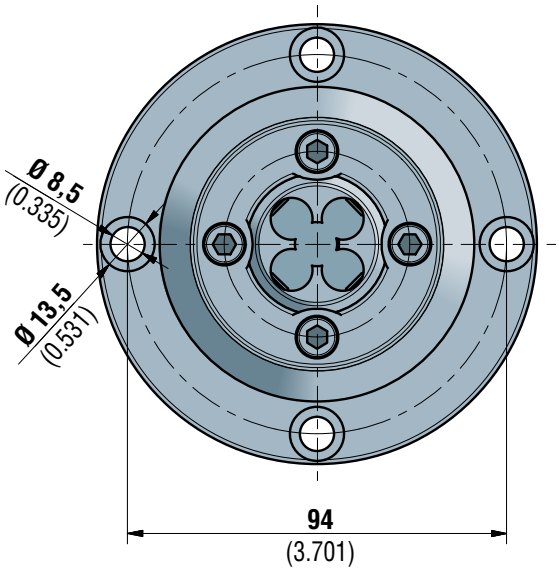

VISTA A
VIEW A

070760018A

TRASCINATORE FRONTALE 12/50 AD AZIONAMENTO A MOLLE, PER TORNITURA, VERSIONE CONO MORSE
FACE DRIVER 12/50 OPERATED BY SPRINGS, FOR TURNING, MORSE TAPER VERSION

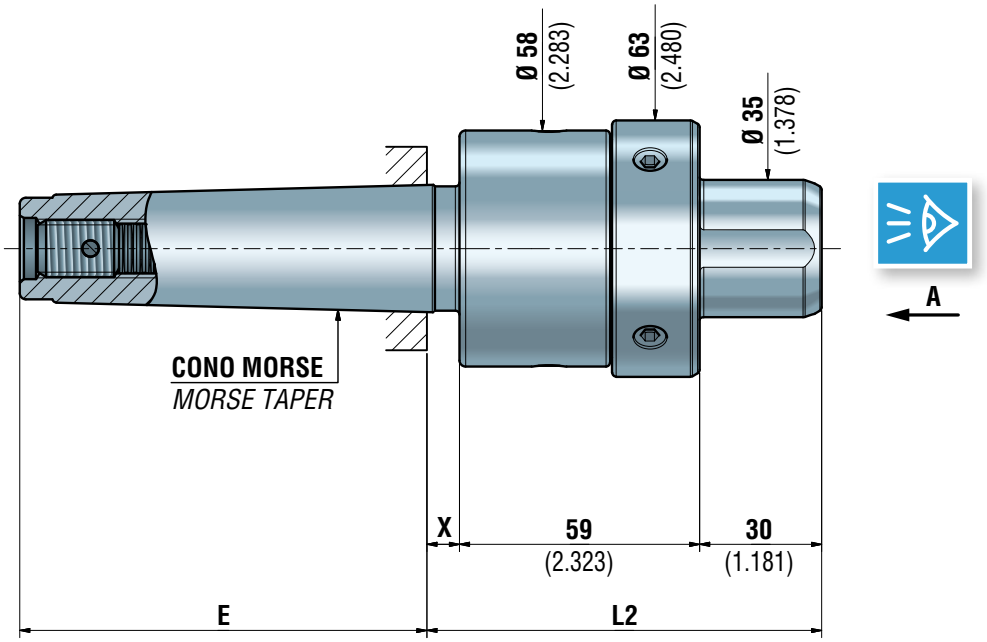

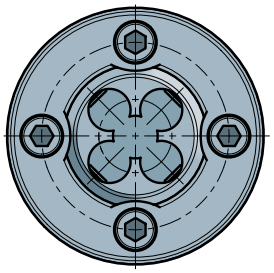

VISTA A
VIEW A

		E	X	L2
070752033A	CM3 / MT3	79 (3.110)	6 (0.236)	95 (3.740)
070752141A	CM4 / MT4	100 (3.937)	8 (0.315)	97 (3.819)
070752251A	CM5 / MT5	100 (3.937)	8 (0.315)	97 (3.819)
070752361A	CM6 / MT6	100 (3.937)	8 (0.315)	97 (3.819)

PUNTA CENTRALE
CENTER POINT

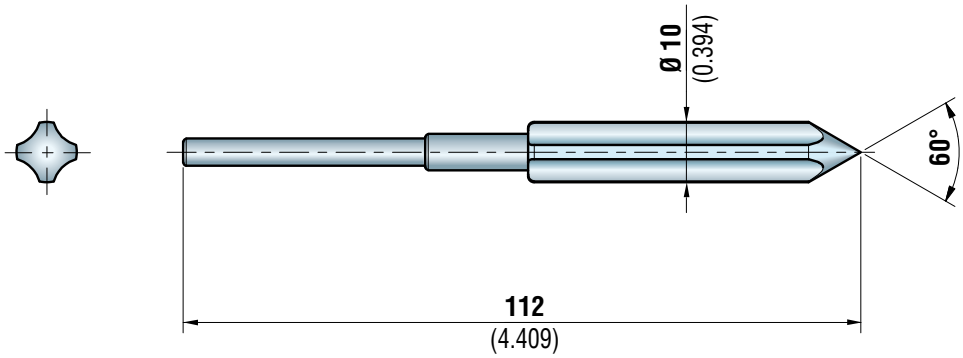

	per centri o fori / *for centers or holes*	
	dal / *from* Ø	al / *to the* Ø
072102741	1 (0.039)	9,5 (0.374)

PUNTE CENTRALI A CAPRUGGINE
CENTER POINTS WITH SLOTS

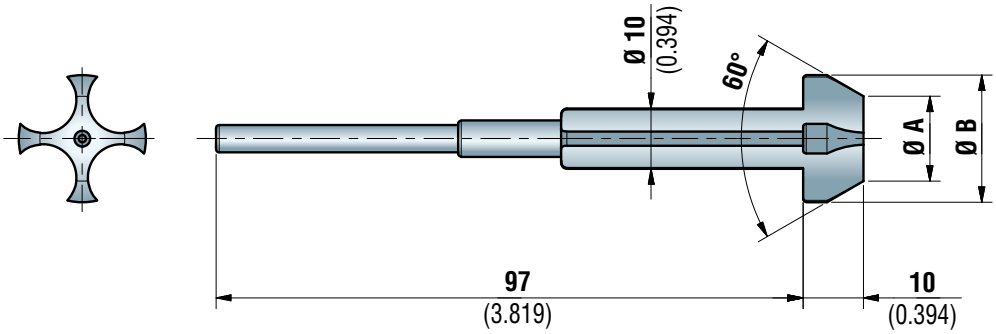

	Dimensioni PUNTE CENTRALI A CAPRUGGINE *CENTER POINTS with SLOTS dimensions*		Per centri o fori *For centers or holes*	
	Ø A	Ø B	dal / *from* Ø	al / *to the* Ø
171711009	5 (0.197)	12 (0.472)	7.5 (0.295)	10.5 (0.413)
171711010	8 (0.315)	15 (0.591)	10.5 (0.413)	13.5 (0.531)
171711011	11 (0.433)	18 (0.709)	13.5 (0.531)	16.5 (0.650)
171711012	14 (0.551)	21 (0.827)	16.5 (0.650)	19.5 (0.768)
171711013	17 (0.669)	24 (0.945)	19.5 (0.768)	22.5 (0.886)
171711014	20 (0.787)	27 (1.063)	22.5 (0.886)	25.5 (1.004)

ARTIGLI
DRIVING PINS

ROTAZIONE ANTIORARIA
Counterclockwise rotation

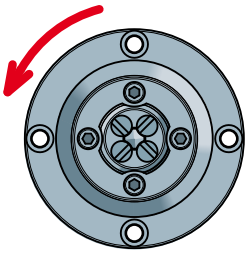

ROTAZIONE ORARIA
Clockwise rotation

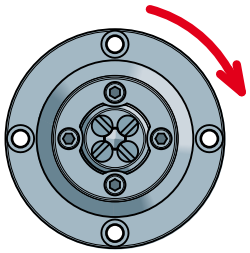

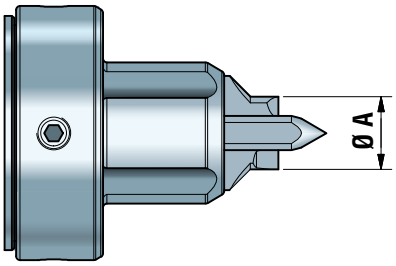

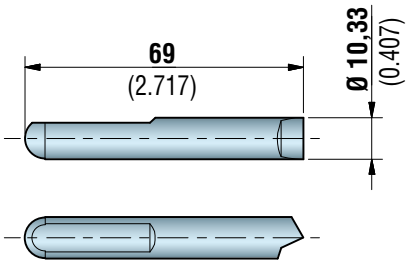

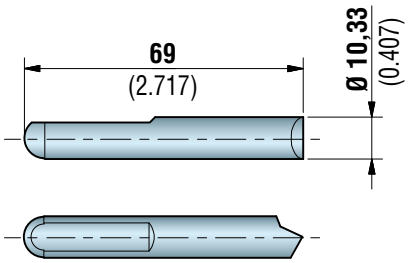

	Rotazione antioraria *Counterclockwise rotation*
	Ø A
080809002	28,3 (1.114)

	Rotazione oraria *Clockwise rotation*
	Ø A
080809003	28,3 (1.114)

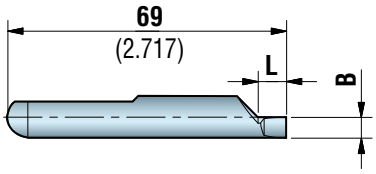

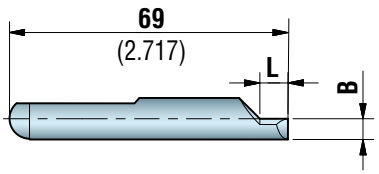

	Rotazione antioraria *Counterclockwise rotation*		
	Ø A	B	L
*090909012	12 (0.472)	2.1 (0.083)	5 (0.197)
*090909013	13 (0.512)	2.6 (0.102)	5 (0.197)
090909014	14 (0.551)	3.1 (0.122)	7 (0.276)
090909015	15 (0.591)	3.6 (0.142)	7 (0.276)
090909016	16 (0.630)	4.1 (0.161)	7 (0.276)
090909017	17 (0.669)	4.6 (0.181)	7 (0.276)
090909018	18 (0.709)	5.1 (0.201)	7 (0.276)
090909019	19 (0.748)	5.6 (0.220)	7 (0.276)
090909020	20 (0.787)	6.1 (0.240)	7 (0.276)
090909021	21 (0.827)	6.6 (0.260)	7 (0.276)
090909022	22 (0.866)	7.1 (0.280)	7 (0.276)
090909023	23 (0.906)	7.6 (0.299)	7 (0.276)
090909024	24 (0.945)	8.1 (0.319)	7 (0.276)
090909025	25 (0.984)	8.6 (0.339)	7 (0.276)

***Attenzione:**
Per queste misure interpellare il nostro ufficio tecnico

**** Warning:***
For these dimensions contact our technical department

	Rotazione oraria *Clockwise rotation*		
	Ø A	B	L
*090909112	12 (0.472)	2.1 (0.083)	5 (0.197)
*090909113	13 (0.512)	2.6 (0.102)	5 (0.197)
090909114	14 (0.551)	3.1 (0.122)	7 (0.276)
090909115	15 (0.591)	3.6 (0.142)	7 (0.276)
090909116	16 (0.630)	4.1 (0.161)	7 (0.276)
090909117	17 (0.669)	4.6 (0.181)	7 (0.276)
090909118	18 (0.709)	5.1 (0.201)	7 (0.276)
090909119	19 (0.748)	5.6 (0.220)	7 (0.276)
090909120	20 (0.787)	6.1 (0.240)	7 (0.276)
090909121	21 (0.827)	6.6 (0.260)	7 (0.276)
090909122	22 (0.866)	7.1 (0.280)	7 (0.276)
090909123	23 (0.906)	7.6 (0.299)	7 (0.276)
090909124	24 (0.945)	8.1 (0.319)	7 (0.276)
090909125	25 (0.984)	8.6 (0.339)	7 (0.276)

TRASCINATORE FRONTALE 15/55 AD AZIONAMENTO A MOLLE, PER TORNITURA, VERSIONE FLANGIATA
FACE DRIVER 15/55 OPERATED BY SPRINGS, FOR TURNING, FLANGED VERSION

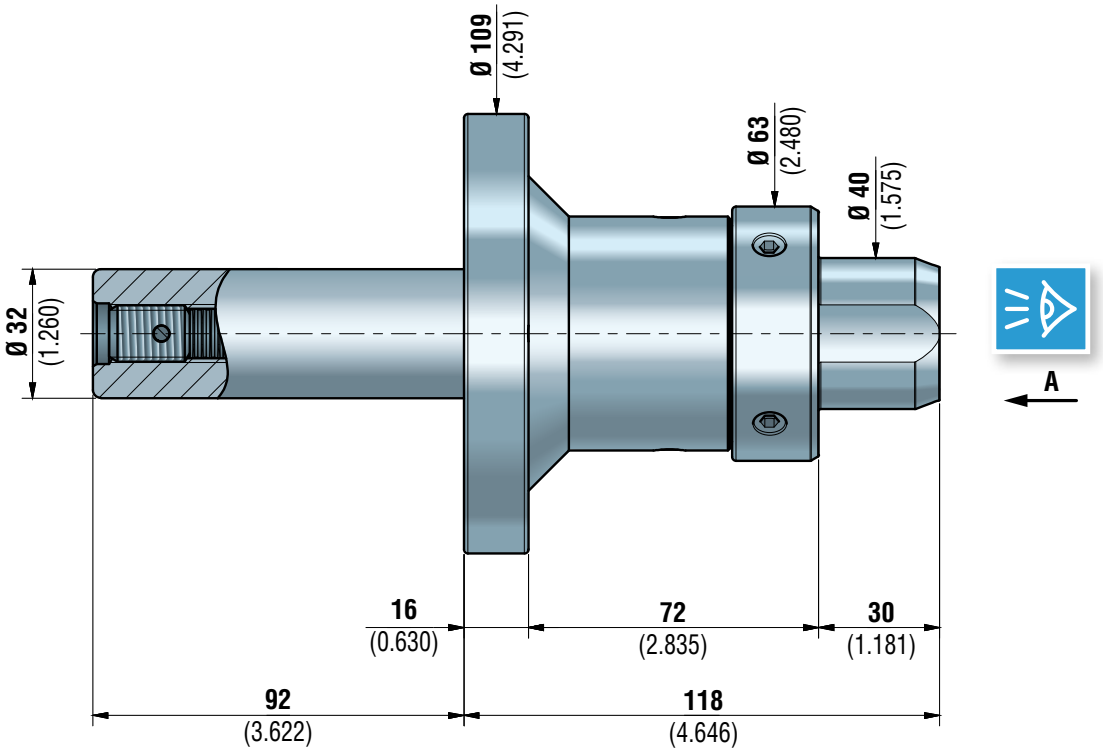

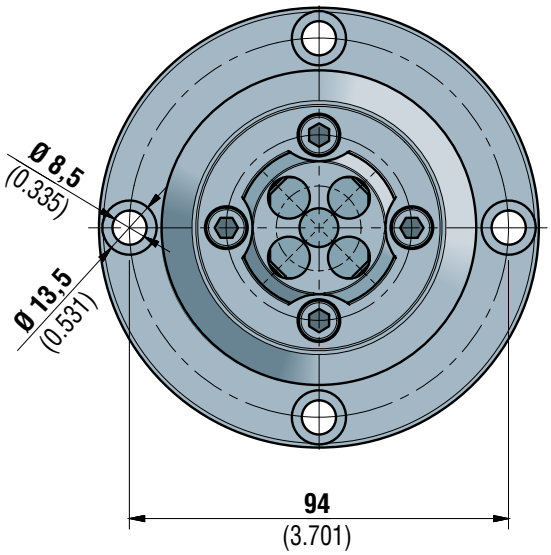

VISTA A
VIEW A

070752406A

TRASCINATORE FRONTALE 15/55 AD AZIONAMENTO A MOLLE, PER TORNITURA, VERSIONE CONO MORSE
FACE DRIVER 15/55 OPERATED BY SPRINGS, FOR TURNING, MORSE TAPER VERSION

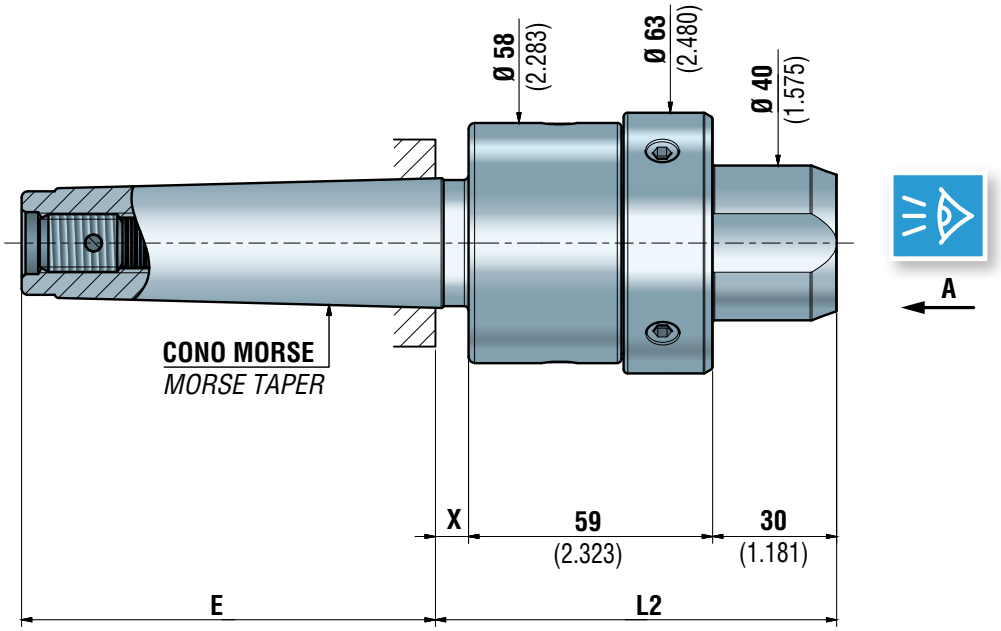

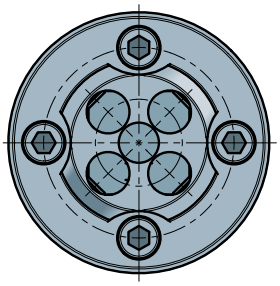

VISTA A
VIEW A

		E	X	L2
070752390A	CM3 / MT3	79 (3.110)	6 (0.236)	95 (3.740)
070752392A	CM4 / MT4	100 (3.937)	8 (0.315)	97 (3.819)
070752394A	CM5 / MT5	100 (3.937)	8 (0.315)	97 (3.819)
070752396A	CM6 / MT6	100 (3.937)	8 (0.315)	97 (3.819)

PUNTA CENTRALE
CENTER POINT

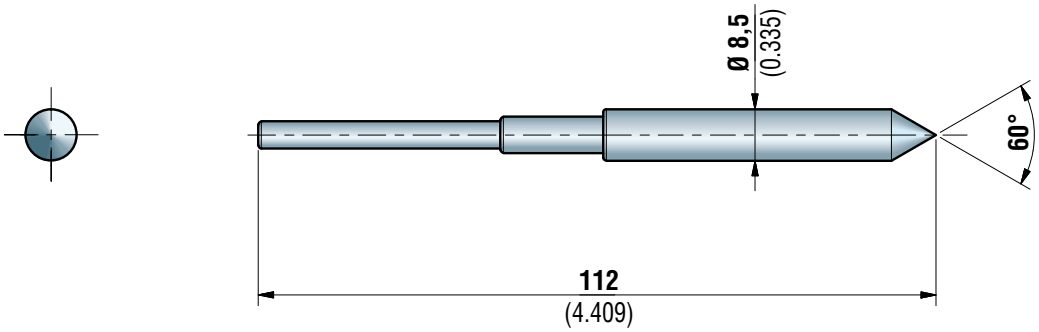

	per centri o fori / *for centers or holes*	
	dal / *from* Ø	al / *to the* Ø
072102766	1 (0.039)	8 (0.315)

PUNTE CENTRALI A CAPRUGGINE
CENTER POINT WITH SLOTS

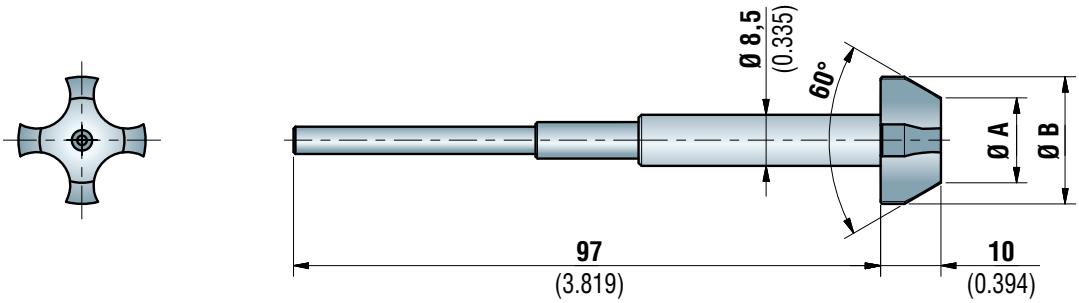

	Dimensioni PUNTE CENTRALI A CAPRUGGINE *Center points with slots dimensions*		Per centri o fori *For centers or holes*	
	Ø A	Ø B	dal / *from* Ø	al / *to the* Ø
171711015	5 (0.197)	12 (0.472)	7.5 (0.295)	10.5 (0.413)
171711016	8 (0.315)	15 (0.591)	10.5 (0.413)	13.5 (0.531)
171711017	11 (0.433)	18 (0.709)	13.5 (0.531)	16.5 (0.650)
171711019	14 (0.551)	21 (0.827)	16.5 (0.650)	19.5 (0.768)
171711020	17 (0.669)	24 (0.945)	19.5 (0.768)	22.5 (0.886)
171711022	20 (0.787)	27 (1.063)	22.5 (0.886)	25.5 (1.004)

ARTIGLI
DRIVING PINS

ROTAZIONE ANTIORARIA
Counterclockwise rotation

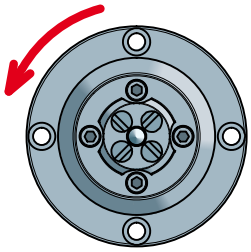

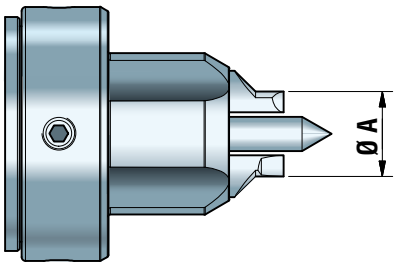

ROTAZIONE ORARIA
Clockwise rotation

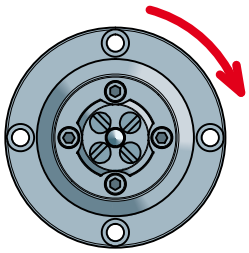

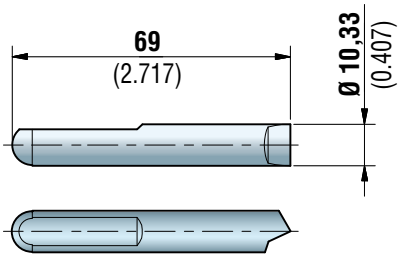

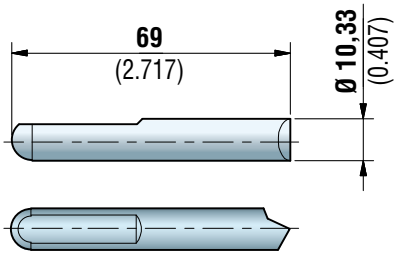

	Rotazione antioraria *Counterclockwise rotation*
	Ø A
080809002	31,3 (1.232)

	Rotazione oraria *Clockwise rotation*
	Ø A
080809003	31,3 (1.232)

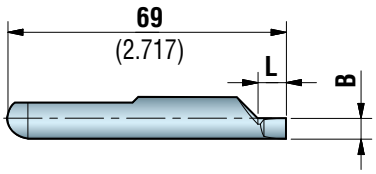

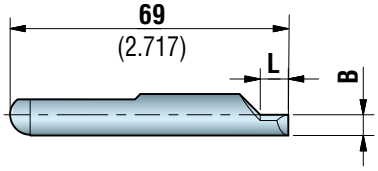

	Rotazione antioraria *Counterclockwise rotation*		
	Ø A	B	L
*090909012	15 (0.591)	2.1 (0.083)	5 (0.197)
*090909013	16 (0.630)	2.6 (0.102)	5 (0.197)
090909014	17 (0.669)	3.1 (0.122)	7 (0.276)
090909015	18 (0.709)	3.6 (0.142)	7 (0.276)
090909016	19 (0.748)	4.1 (0.161)	7 (0.276)
090909017	20 (0.787)	4.6 (0.181)	7 (0.276)
090909018	21 (0.827)	5.1 (0.201)	7 (0.276)
090909019	22 (0.866)	5.6 (0.220)	7 (0.276)
090909020	23 (0.906)	6.1 (0.240)	7 (0.276)
090909021	24 (0.945)	6.6 (0.260)	7 (0.276)
090909022	25 (0.984)	7.1 (0.280)	7 (0.276)
090909023	26 (1.024)	7.6 (0.299)	7 (0.276)
090909024	27 (1.063)	8.1 (0.319)	7 (0.276)
090909025	28 (1.102)	8.6 (0.339)	7 (0.276)

***Attenzione:**
Per queste misure interpellare il nostro ufficio tecnico

**** Warning:***
For these dimensions contact our technical department

	Rotazione oraria *Clockwise rotation*		
	Ø A	B	L
*090909112	15 (0.591)	2.1 (0.083)	5 (0.197)
*090909113	16 (0.630)	2.6 (0.102)	5 (0.197)
090909114	17 (0.669)	3.1 (0.122)	7 (0.276)
090909115	18 (0.709)	3.6 (0.142)	7 (0.276)
090909116	19 (0.748)	4.1 (0.161)	7 (0.276)
090909117	20 (0.787)	4.6 (0.181)	7 (0.276)
090909118	21 (0.827)	5.1 (0.201)	7 (0.276)
090909119	22 (0.866)	5.6 (0.220)	7 (0.276)
090909120	23 (0.906)	6.1 (0.240)	7 (0.276)
090909121	24 (0.945)	6.6 (0.260)	7 (0.276)
090909122	25 (0.984)	7.1 (0.280)	7 (0.276)
090909123	26 (1.024)	7.6 (0.299)	7 (0.276)
090909124	27 (1.063)	8.1 (0.319)	7 (0.276)
090909125	28 (1.102)	8.6 (0.339)	7 (0.276)

TRASCINATORE FRONTALE 20/60 AD AZIONAMENTO A MOLLE, PER TORNITURA, VERSIONE FLANGIATA
FACE DRIVER 20/60 OPERATED BY SPRINGS, FOR TURNING, FLANGED VERSION

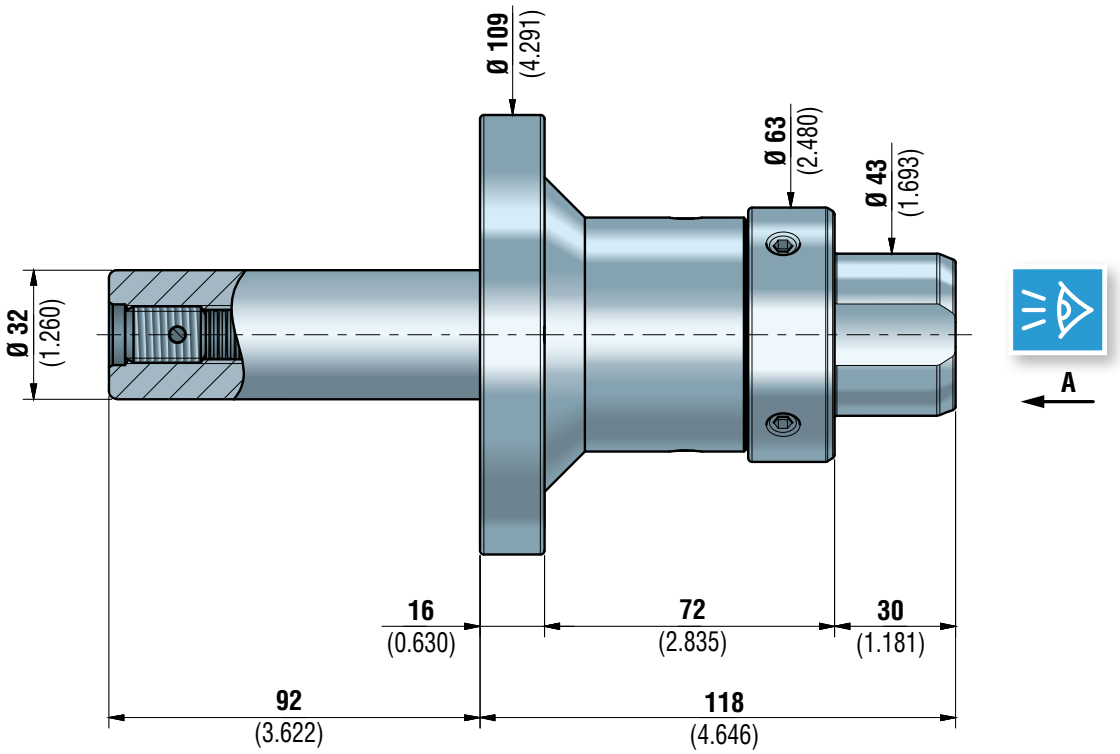

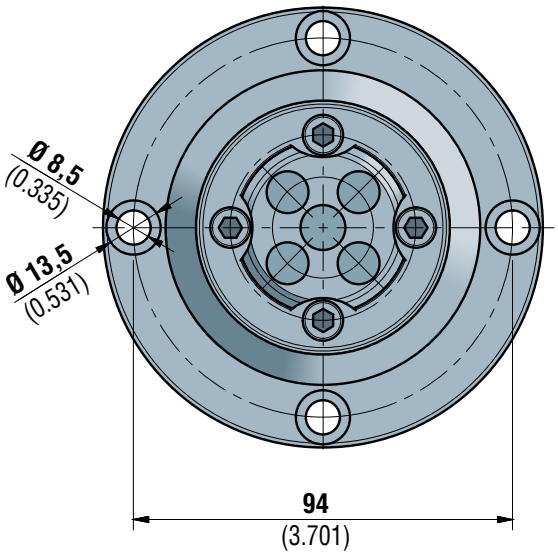

VISTA A
VIEW A

070752408A

TRASCINATORE FRONTALE 20/60 AD AZIONAMENTO A MOLLE, PER TORNITURA, VERSIONE CONO MORSE
FACE DRIVER 20/60 OPERATED BY SPRINGS, FOR TURNING, MORSE TAPER VERSION

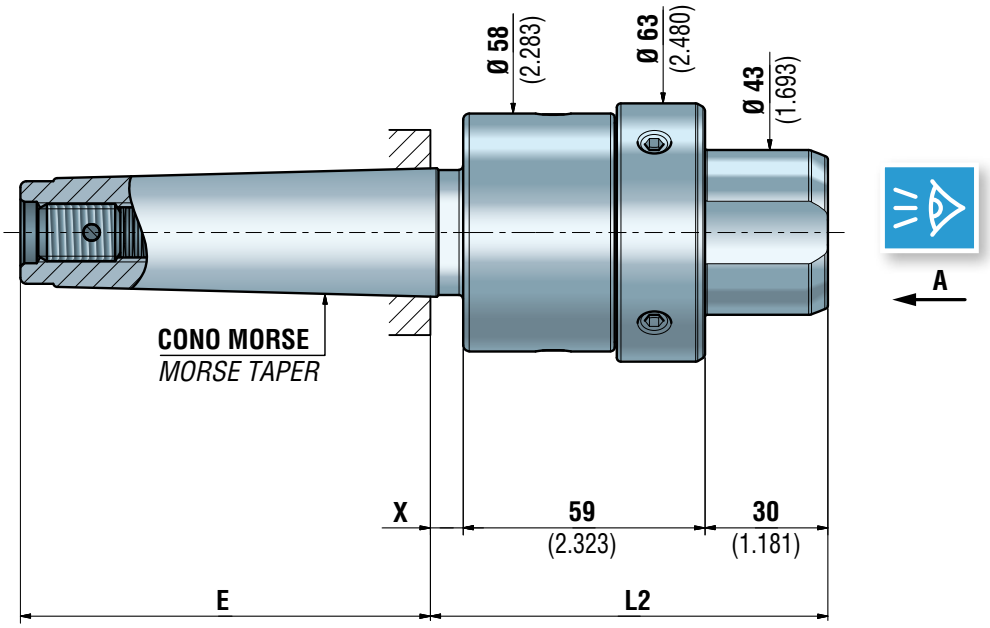

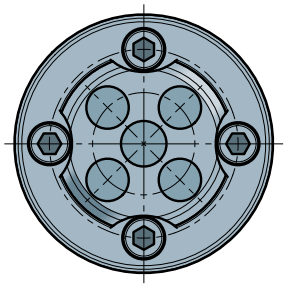

VISTA A
VIEW A

		E	X	L2
070752398A	CM3 / MT3	79 (3.110)	6 (0.236)	95 (3.740)
070752400A	CM4 / MT4	100 (3.937)	8 (0.315)	97 (3.819)
070752402A	CM5 / MT5	100 (3.937)	8 (0.315)	97 (3.819)
070752404A	CM6 / MT6	100 (3.937)	8 (0.315)	97 (3.819)

PUNTA CENTRALE
CENTER POINT

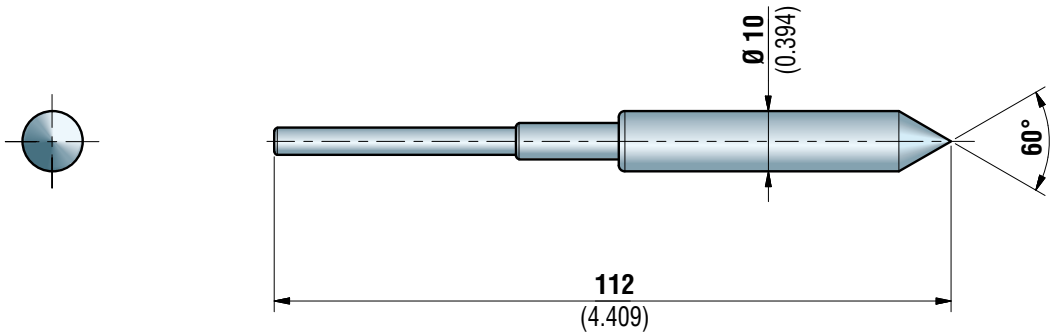

	per centri o fori / *for centers or holes*	
	dal / *from* Ø	al / *to the* Ø
072102767	1 (0.039)	9.5 (0.374)

PUNTE CENTRALI A CAPRUGGINE
CENTER POINTS WITH SLOTS

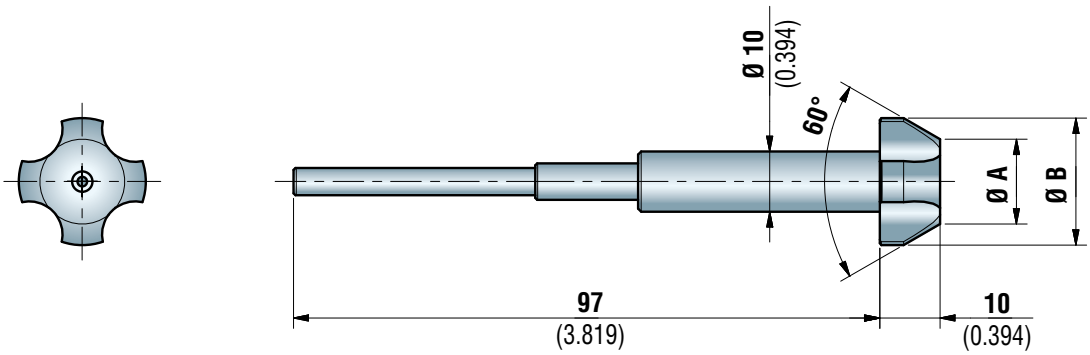

	Dimensioni PUNTE CENTRALI A CAPRUGGINE *CENTER POINTS with SLOTS dimensions*		Per centri o fori *For centers or holes*	
	Ø A	Ø B	dal / *from* Ø	al / *to the* Ø
171712018	5 (0.197)	12 (0.472)	7.5 (0.295)	10.5 (0.413)
171712019	8 (0.315)	15 (0.591)	10.5 (0.413)	13.5 (0.531)
171712020	11 (0.433)	18 (0.709)	13.5 (0.531)	16.5 (0.650)
171712022	14 (0.551)	21 (0.827)	16.5 (0.650)	19.5 (0.768)
171712024	17 (0.669)	24 (0.945)	19.5 (0.768)	22.5 (0.886)
171712026	20 (0.787)	27 (1.063)	22.5 (0.886)	25.5 (1.004)
171712027	23 (0.906)	30 (1.181)	25.5 (1.004)	28.5 (1.122)

ARTIGLI
DRIVING PINS

ROTAZIONE ANTIORARIA
Counterclockwise rotation

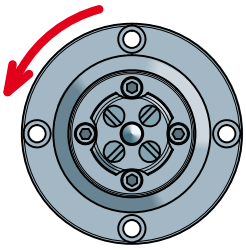

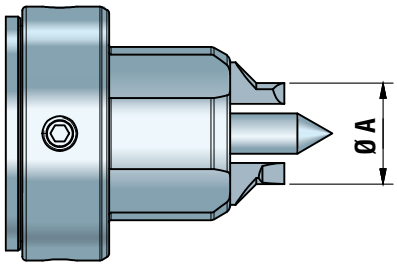

ROTAZIONE ORARIA
Clockwise rotation

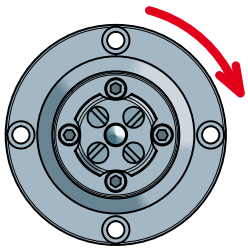

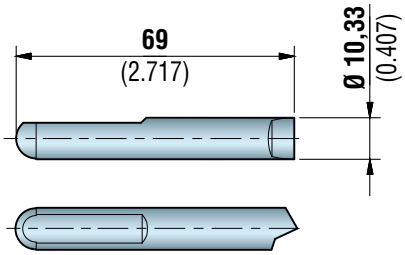

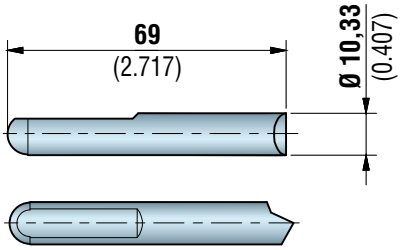

	Rotazione antioraria *Counterclockwise rotation*
	Ø A
080809002	35,3 (1.390)

	Rotazione oraria *Clockwise rotation*
	Ø A
080809003	35,3 (1.390)

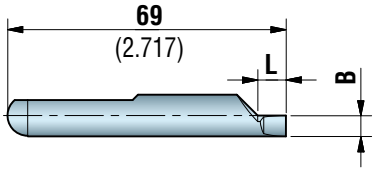

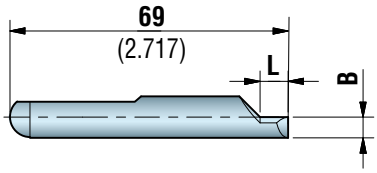

	Rotazione antioraria *Counterclockwise rotation*		
	Ø A	B	L
*090909012	19 (0.748)	2.1 (0.083)	5 (0.197)
*090909013	20 (0.787)	2.6 (0.102)	5 (0.197)
090909014	21 (0.827)	3.1 (0.122)	7 (0.276)
090909015	22 (0.866)	3.6 (0.142)	7 (0.276)
090909016	23 (0.906)	4.1 (0.161)	7 (0.276)
090909017	24 (0.945)	4.6 (0.181)	7 (0.276)
090909018	25 (0.984)	5.1 (0.201)	7 (0.276)
090909019	26 (1.024)	5.6 (0.220)	7 (0.276)
090909020	27 (1.063)	6.1 (0.240)	7 (0.276)
090909021	28 (1.102)	6.6 (0.260)	7 (0.276)
090909022	29 (1.142)	7.1 (0.280)	7 (0.276)
090909023	30 (1.181)	7.6 (0.299)	7 (0.276)
090909024	31 (1.220)	8.1 (0.319)	7 (0.276)
090909025	32 (1.260)	8.6 (0.339)	7 (0.276)

***Attenzione:**
Per queste misure interpellare il nostro ufficio tecnico

**** Warning:***
For these dimensions contact our technical department

	Rotazione oraria *Clockwise rotation*		
	Ø A	B	L
*090909112	19 (0.748)	2.1 (0.083)	5 (0.197)
*090909113	20 (0.787)	2.6 (0.102)	5 (0.197)
090909114	21 (0.827)	3.1 (0.122)	7 (0.276)
090909115	22 (0.866)	3.6 (0.142)	7 (0.276)
090909116	23 (0.906)	4.1 (0.161)	7 (0.276)
090909117	24 (0.945)	4.6 (0.181)	7 (0.276)
090909118	25 (0.984)	5.1 (0.201)	7 (0.276)
090909119	26 (1.024)	5.6 (0.220)	7 (0.276)
090909120	27 (1.063)	6.1 (0.240)	7 (0.276)
090909121	28 (1.102)	6.6 (0.260)	7 (0.276)
090909122	29 (1.142)	7.1 (0.280)	7 (0.276)
090909123	30 (1.181)	7.6 (0.299)	7 (0.276)
090909124	31 (1.220)	8.1 (0.319)	7 (0.276)
090909125	32 (1.260)	8.6 (0.339)	7 (0.276)

TRASCINATORE FRONTALE 20/70 AD AZIONAMENTO A MOLLE, PER TORNITURA, VERSIONE FLANGIATA
FACE DRIVER 20/70 OPERATED BY SPRINGS, FOR TURNING, FLANGED VERSION

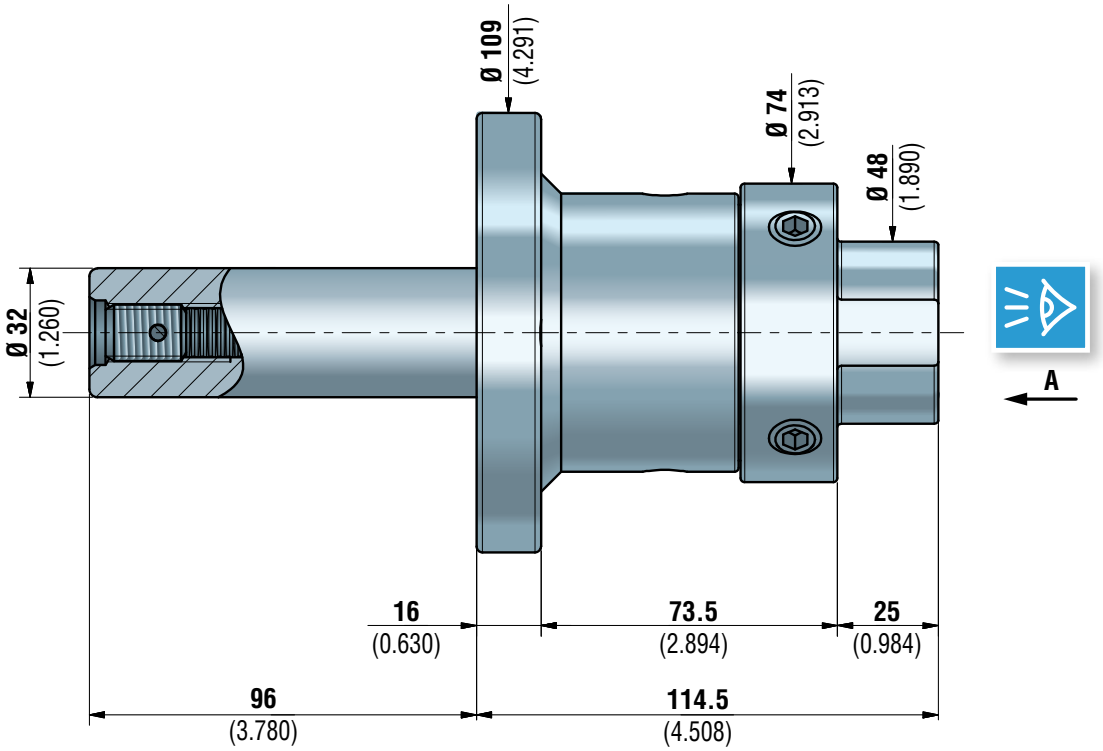

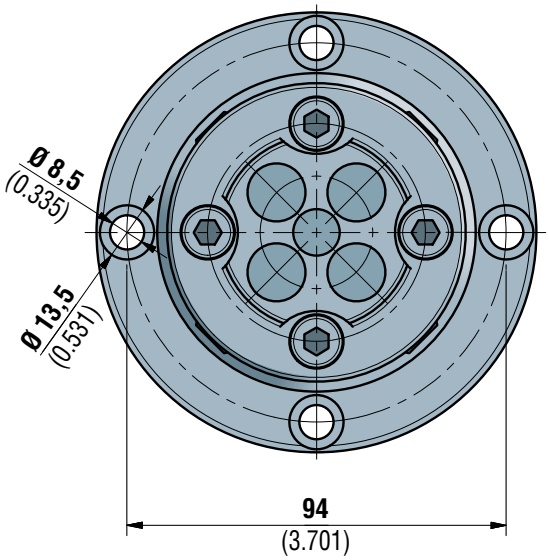

VISTA A
VIEW A

070760030A

TRASCINATORE FRONTALE 20/70 AD AZIONAMENTO A MOLLE, PER TORNITURA, VERSIONE CONO MORSE
FACE DRIVER 20/70 OPERATED BY SPRINGS, FOR TURNING, MORSE TAPER VERSION

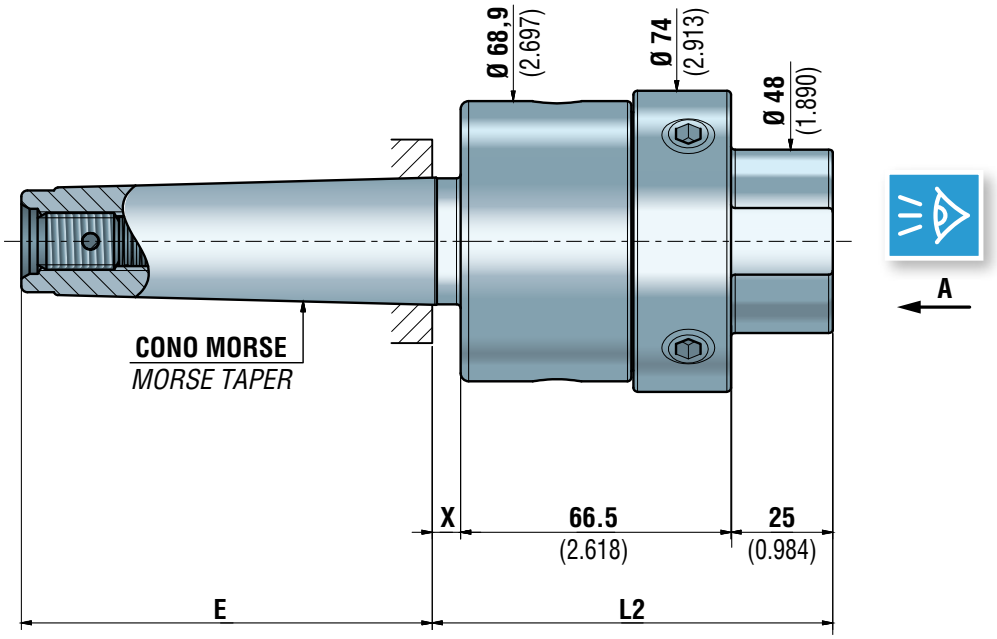

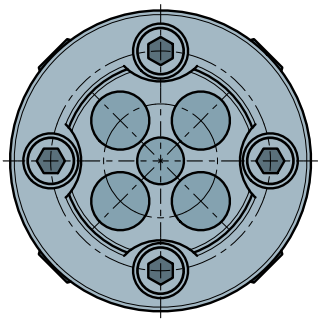

VISTA A
VIEW A

		E	X	L2
070752365A	CM4 / MT4	101 (3.976)	7 (0.276)	98,5 (3.878)
070752367A	CM5 / MT5	101 (3.976)	7 (0.276)	98,5 (3.878)
070752369A	CM6 / MT6	96 (3.780)	12 (0.472)	103,5 (4.074)

PUNTA CENTRALE
CENTER POINT

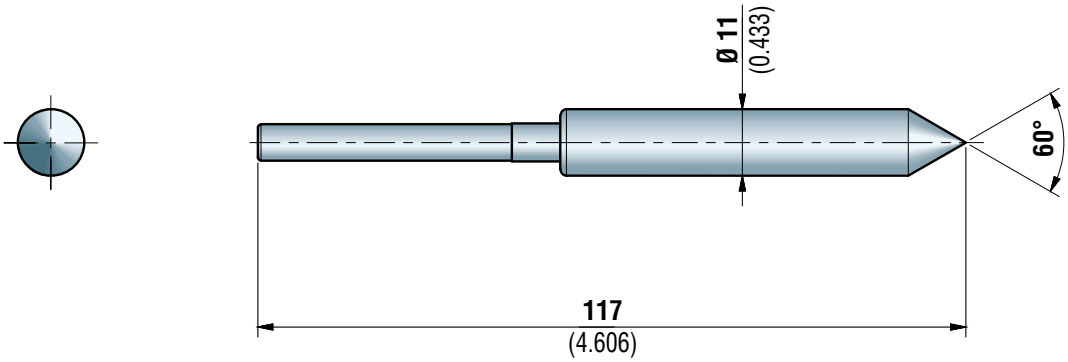

	per centri o fori / *for centers or holes*	
	dal / *from* Ø	al / *to the* Ø
072102756	1 (0.039)	10,5 (0.413)

PUNTE CENTRALI A CAPRUGGINE
CENTER POINTS WITH SLOTS

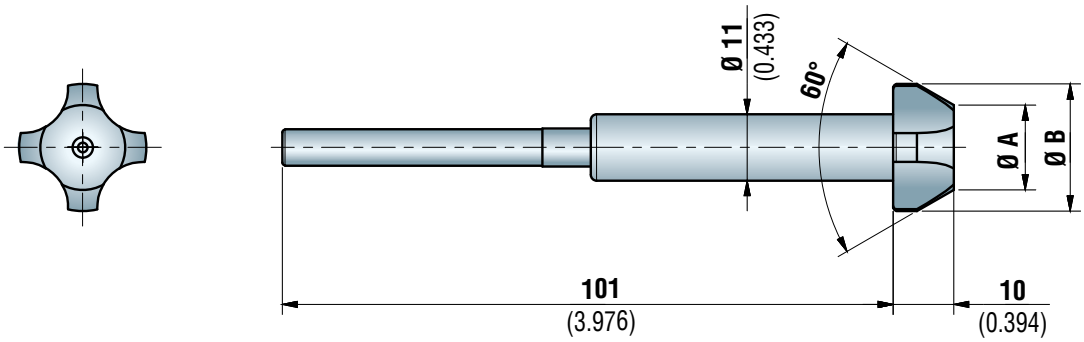

	Dimensioni PUNTE CENTRALI A CAPRUGGINE *CENTER POINTS with SLOTS dimensions*		Per centri o fori *For centers or holes*	
	Ø A	Ø B	dal / *from* Ø	al / *to the* Ø
171712010	8 (0.315)	15 (0.591)	10.5 (0.413)	13.5 (0.531)
171712011	11 (0.433)	18 (0.709)	13.5 (0.531)	16.5 (0.650)
171712012	14 (0.551)	21 (0.827)	16.5 (0.650)	19.5 (0.768)
171712013	17 (0.669)	24 (0.945)	19.5 (0.768)	22.5 (0.886)
171712014	20 (0.787)	27 (1.063)	22.5 (0.886)	25.5 (1.004)
171712015	23 (0.906)	30 (1.181)	25.5 (1.004)	28.5 (1.122)
171712016	26 (1.024)	33 (1.299)	28.5 (1.122)	31.5 (1.240)
171712017	29 (1.142)	36 (1.417)	31.5 (1.240)	34.5 (1.358)

ARTIGLI
DRIVING PINS

ROTAZIONE ANTIORARIA
Counterclockwise rotation

ROTAZIONE ORARIA
Clockwise rotation

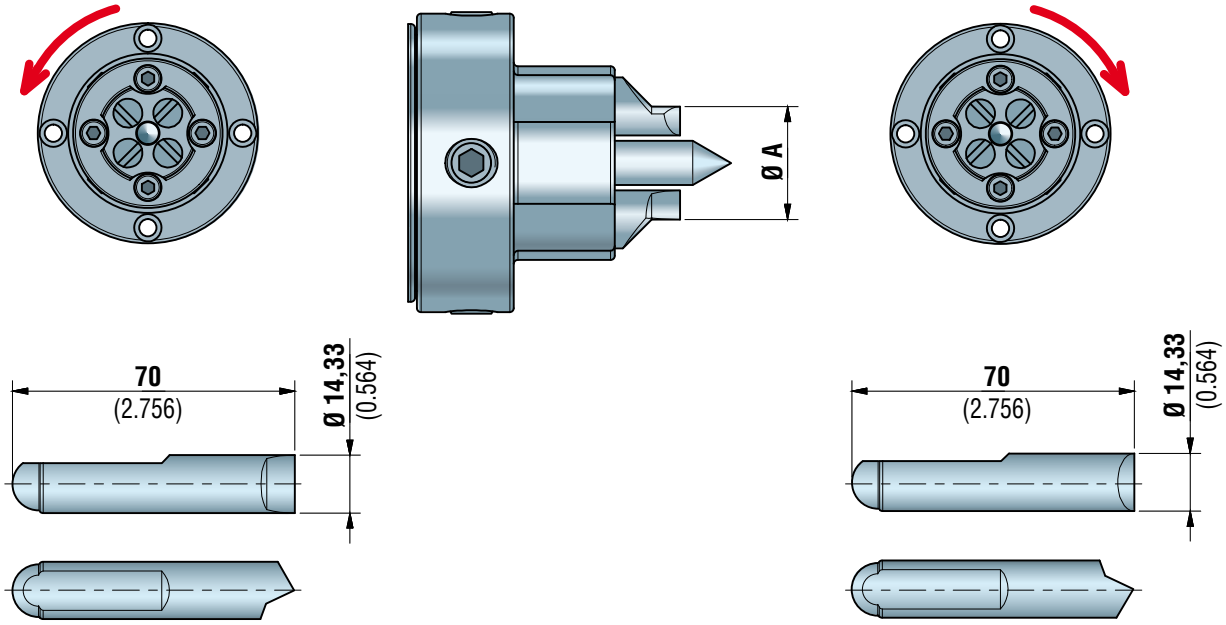

	Rotazione antioraria *Counterclockwise rotation*
	Ø A
080809004	42,3 (1.665)

	Rotazione oraria *Clockwise rotation*
	Ø A
080809005	42,3 (1.665)

	Rotazione antioraria *Counterclockwise rotation*		
	Ø A	B	L
*090909219	19 (0.748)	2.7 (0.106)	5 (0.197)
*090909220	20 (0.787)	3.2 (0.126)	5 (0.197)
090909221	21 (0.827)	3.7 (0.146)	7 (0.276)
090909222	22 (0.866)	4.2 (0.165)	7 (0.276)
090909223	23 (0.906)	4.7 (0.185)	7 (0.276)
090909224	24 (0.945)	5.2 (0.205)	7 (0.276)
090909225	25 (0.984)	5.7 (0.224)	7 (0.276)
090909226	26 (1.024)	6.2 (0.244)	7 (0.276)
090909227	27 (1.063)	6.7 (0.264)	7 (0.276)
090909228	28 (1.102)	7.2 (0.283)	7 (0.276)
090909229	29 (1.142)	7.7 (0.303)	7 (0.276)
090909230	30 (1.181)	8.2 (0.323)	7 (0.276)
090909231	31 (1.220)	8.7 (0.343)	7 (0.276)
090909232	32 (1.260)	9.2 (0.362)	7 (0.276)
090909233	33 (1.299)	9.7 (0.382)	7 (0.276)
090909234	34 (1.339)	10.2 (0.402)	7 (0.276)
090909235	35 (1.378)	10.7 (0.421)	7 (0.276)
090909236	36 (1.417)	11.2 (0.441)	7 (0.276)

***Attenzione:**
Per queste misure interpellare il nostro ufficio tecnico

**** Warning:***
For these dimensions contact our technical department

	Rotazione oraria *Clockwise rotation*		
	Ø A	B	L
*090909319	19 (0.748)	2.7 (0.106)	5 (0.197)
*090909320	20 (0.787)	3.2 (0.126)	5 (0.197)
090909321	21 (0.827)	3.7 (0.146)	7 (0.276)
090909322	22 (0.866)	4.2 (0.165)	7 (0.276)
090909323	23 (0.906)	4.7 (0.185)	7 (0.276)
090909324	24 (0.945)	5.2 (0.205)	7 (0.276)
090909325	25 (0.984)	5.7 (0.224)	7 (0.276)
090909326	26 (1.024)	6.2 (0.244)	7 (0.276)
090909327	27 (1.063)	6.7 (0.264)	7 (0.276)
090909328	28 (1.102)	7.2 (0.283)	7 (0.276)
090909329	29 (1.142)	7.7 (0.303)	7 (0.276)
090909330	30 (1.181)	8.2 (0.323)	7 (0.276)
090909331	31 (1.220)	8.7 (0.343)	7 (0.276)
090909332	32 (1.260)	9.2 (0.362)	7 (0.276)
090909333	33 (1.299)	9.7 (0.382)	7 (0.276)
090909334	34 (1.339)	10.2 (0.402)	7 (0.276)
090909335	35 (1.378)	10.7 (0.421)	7 (0.276)
090909336	36 (1.417)	11.2 (0.441)	7 (0.276)

TRASCINATORE FRONTALE 45/120 AD AZIONAMENTO A MOLLE, PER TORNITURA, VERSIONE FLANGIATA
FACE DRIVER 45/120 OPERATED BY SPRINGS, FOR TURNING, FLANGED VERSION

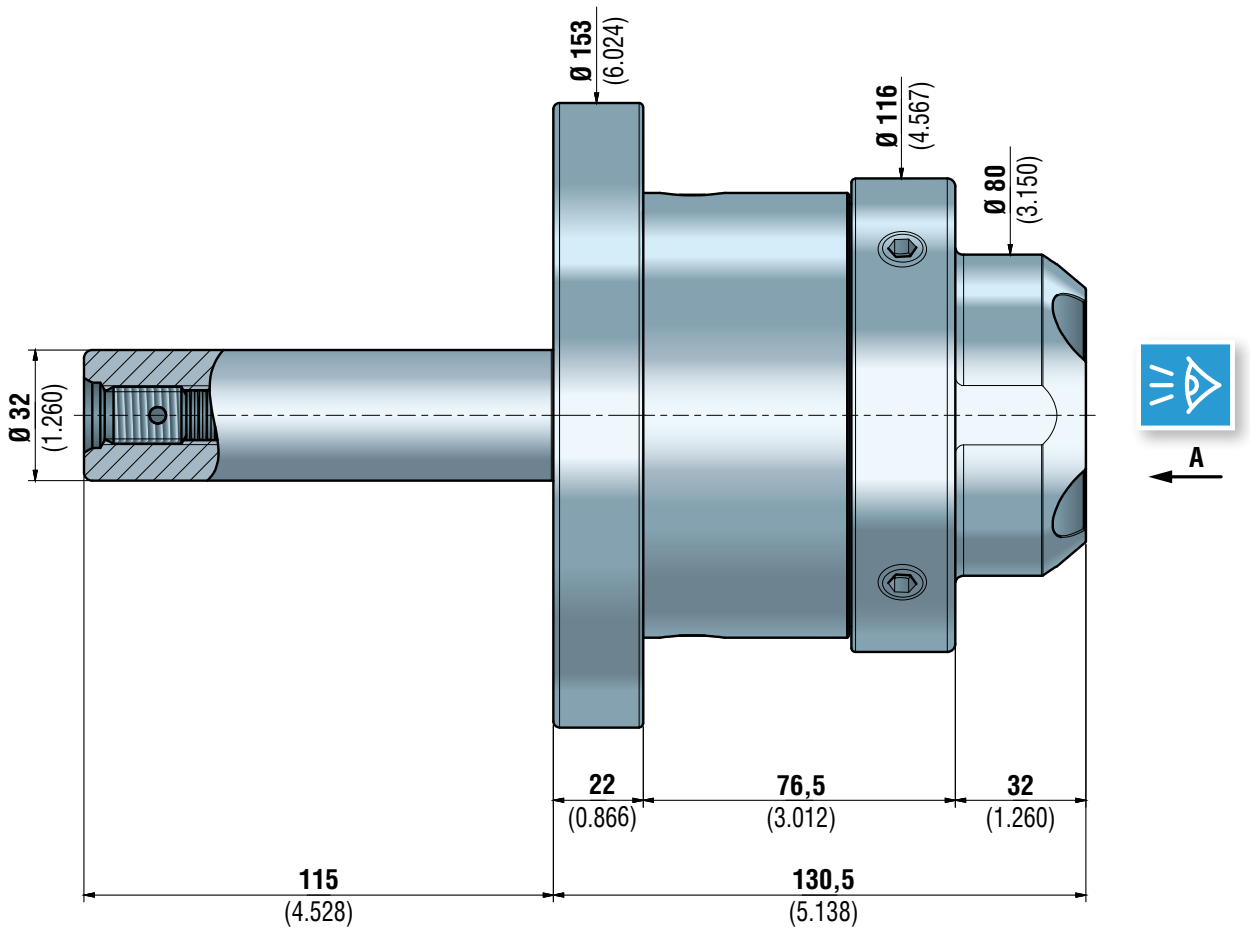

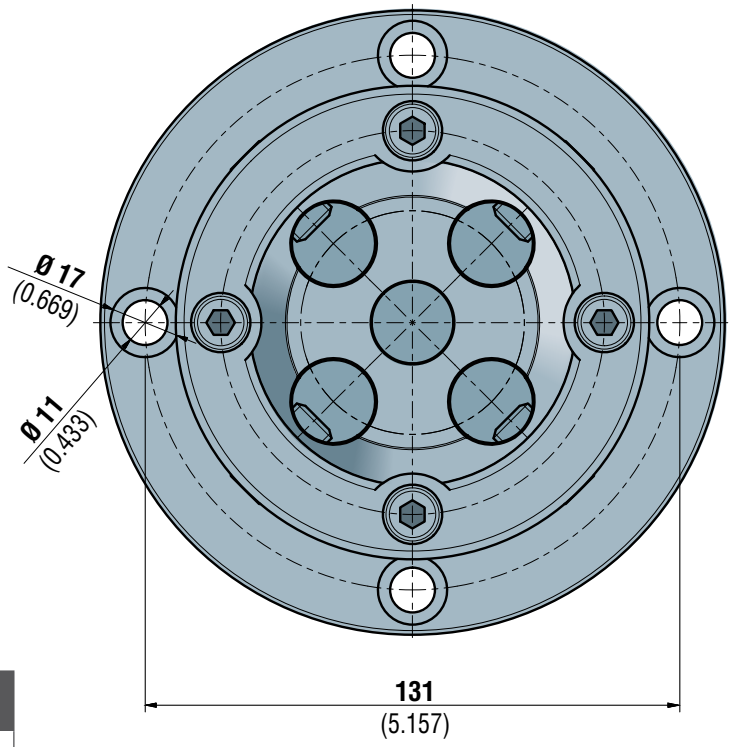

VISTA A
VIEW A

070760034A

TRASCINATORE FRONTALE 45/120 AD AZIONAMENTO A MOLLE, PER TORNITURA, VERSIONE CONO MORSE

FACE DRIVER 45/120 OPERATED BY SPRINGS, FOR TURNING, MORSE TAPER VERSION

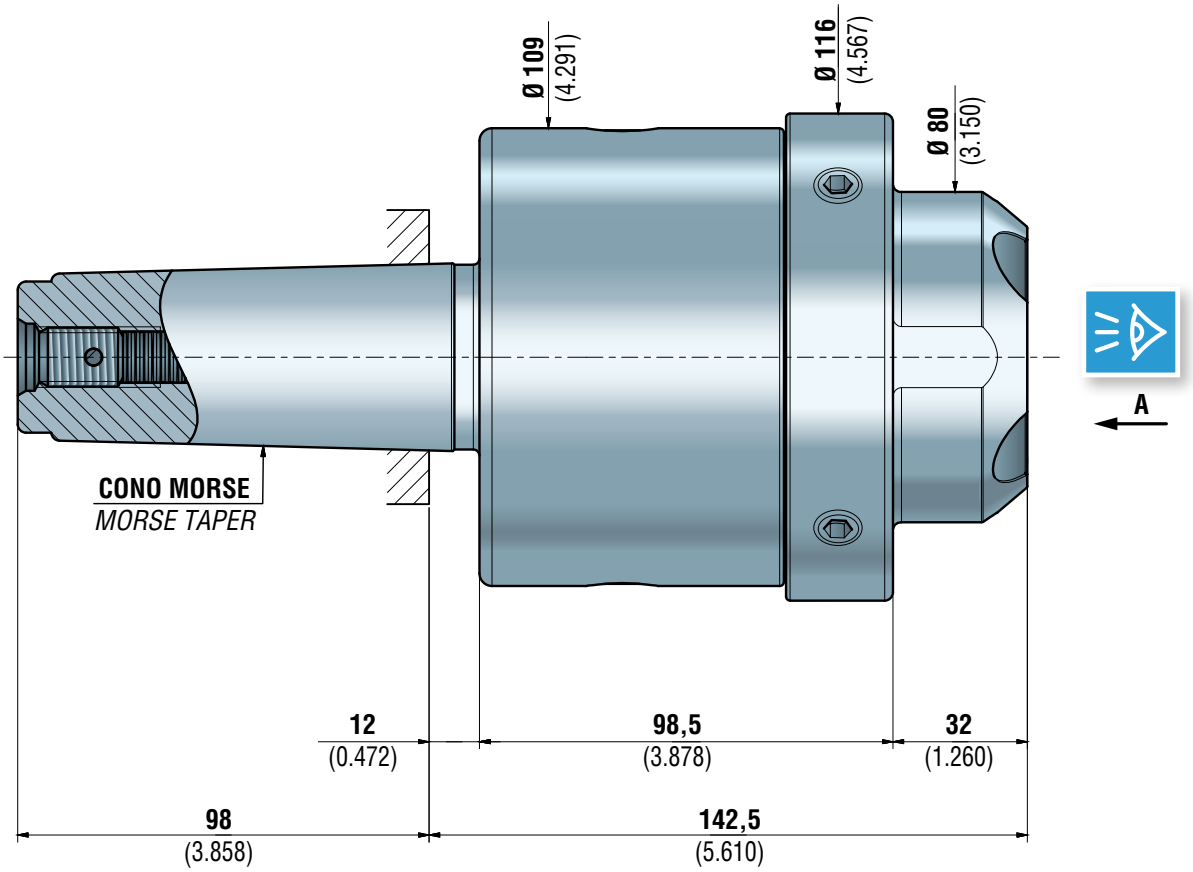

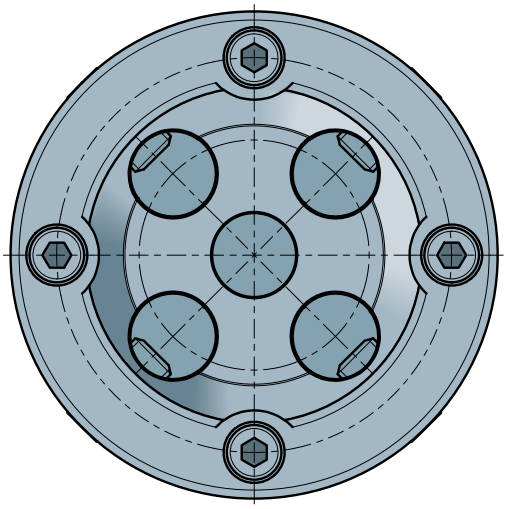

VISTA A
VIEW A

070750756A	CM5 / MT5
070751066A	CM6 / MT6

PUNTA CENTRALE
CENTER POINT

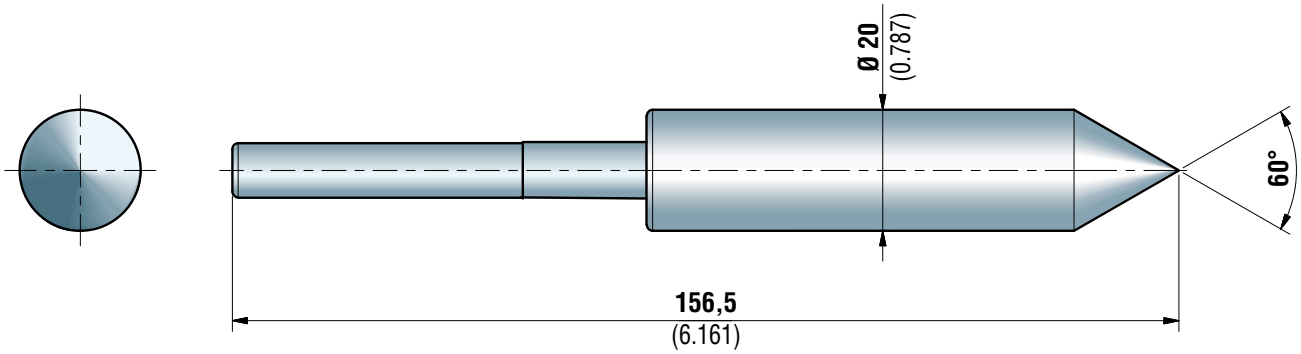

	per centri o fori / *for centers or holes*	
	dal / *from* Ø	al / *to the* Ø
072102758	1 (0.039)	19,5 (0.768)

PUNTE CENTRALI A CAPRUGGINE
CENTER POINTS WITH SLOTS

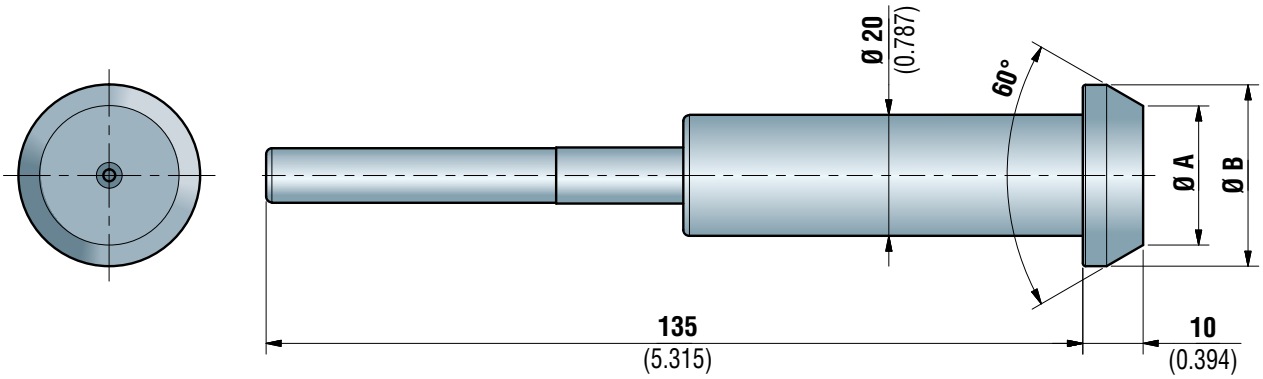

	Dimensioni PUNTE CENTRALI A CAPRUGGINE *CENTER POINTS with SLOTS dimensions*		Per centri o fori *For centers or holes*	
	Ø A	Ø B	dal / *from* Ø	al / *to the* Ø
171713020	14 (0.551)	21 (0.827)	16.5 (0.650)	19.5 (0.768)
171713021	17 (0.669)	24 (0.945)	19.5 (0.768)	22.5 (0.886)
171713022	20 (0.787)	27 (1.063)	22.5 (0.886)	25.5 (1.004)
171713023	23 (0.906)	30 (1.181)	25.5 (1.004)	28.5 (1.122)
171713024	26 (1.024)	33 (1.299)	28.5 (1.122)	31.5 (1.240)
171713025	29 (1.142)	36 (1.417)	31.5 (1.240)	34.5 (1.358)
171713026	32 (1.260)	39 (1.535)	34.5 (1.358)	37.5 (1.476)
171713027	35 (1.378)	42 (1.654)	37.5 (1.476)	40.5 (1.594)
171713028	38 (1.496)	45 (1.772)	40.5 (1.594)	43.5 (1.713)
171713029	41 (1.614)	48 (1.890)	43.5 (1.713)	46.5 (1.831)
171713030	44 (1.732)	51 (2.008)	46.5 (1.831)	49.5 (1.949)

ARTIGLI
DRIVING PINS

ROTAZIONE ANTIORARIA
Counterclockwise rotation

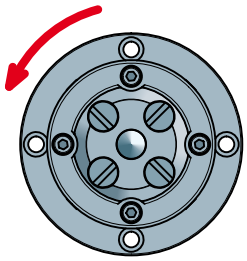

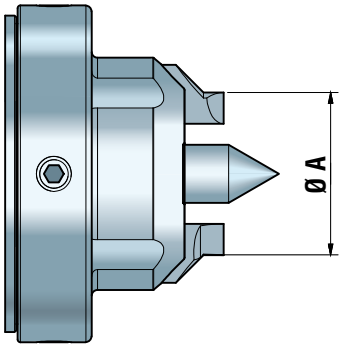

ROTAZIONE ORARIA
Clockwise rotation

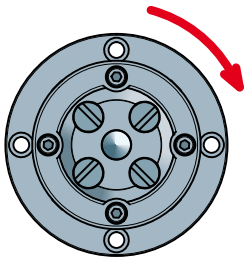

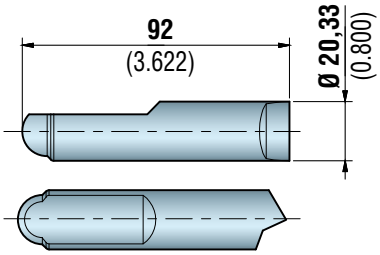

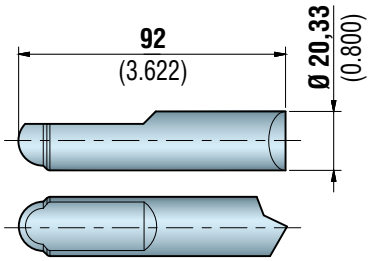

	Rotazione antioraria *Counterclockwise rotation*
	Ø A
080845014	75,1 (2.957)

	Rotazione oraria *Clockwise rotation*
	Ø A
080845015	75,1 (2.957)

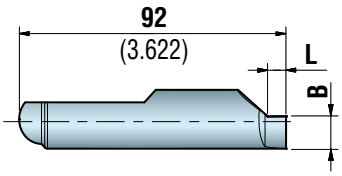

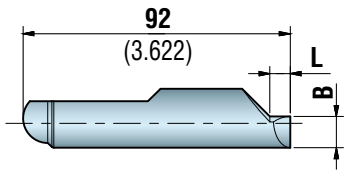

	Rotazione antioraria *Counterclockwise rotation*		
	Ø A	B	L
***090945244**	44 (1.732)	4.8 (0.189)	7 (0.276)
***090945245**	45 (1.772)	5.3 (0.209)	7 (0.276)
090945246	46 (1.811)	5.8 (0.228)	7 (0.276)
090945247	47 (1.850)	6.3 (0.248)	7 (0.276)
090945248	48 (1.890)	6.8 (0.268)	7 (0.276)
090945249	49 (1.929)	7.3 (0.287)	7 (0.276)
090945250	50 (1.969)	7.8 (0.307)	7 (0.276)
090945251	51 (2.008)	8.3 (0.327)	7 (0.276)
090945252	52 (2.047)	8.8 (0.346)	7 (0.276)
090945253	53 (2.087)	9.3 (0.366)	7 (0.276)
090945254	54 (2.126)	9.8 (0.386)	7 (0.276)
090945255	55 (2.165)	10.3 (0.406)	7 (0.276)
090945256	56 (2.205)	10.8 (0.425)	7 (0.276)
090945257	57 (2.244)	11.3 (0.445)	7 (0.276)
090945258	58 (2.283)	11.8 (0.465)	7 (0.276)
090945259	59 (2.323)	12.3 (0.484)	7 (0.276)
090945260	60 (2.362)	12.8 (0.504)	7 (0.276)
090945261	61 (2.402)	13.3 (0.524)	7 (0.276)
090945262	62 (2.441)	13.8 (0.543)	7 (0.276)
090945263	63 (2.480)	14.3 (0.563)	7 (0.276)
090945264	64 (2.520)	14.8 (0.583)	7 (0.276)
090945265	65 (2.559)	15.3 (0.602)	7 (0.276)

***Attenzione:**
Per queste misure interpellare il nostro ufficio tecnico

**** Warning:***
For these dimensions contact our technical department

	Rotazione oraria *Clockwise rotation*		
	Ø A	B	L
***090945344**	44 (1.732)	4.8 (0.189)	7 (0.276)
***090945345**	45 (1.772)	5.3 (0.209)	7 (0.276)
090945346	46 (1.811)	5.8 (0.228)	7 (0.276)
090945347	47 (1.850)	6.3 (0.248)	7 (0.276)
090945348	48 (1.890)	6.8 (0.268)	7 (0.276)
090945349	49 (1.929)	7.3 (0.287)	7 (0.276)
090945350	50 (1.969)	7.8 (0.307)	7 (0.276)
090945351	51 (2.008)	8.3 (0.327)	7 (0.276)
090945352	52 (2.047)	8.8 (0.346)	7 (0.276)
090945353	53 (2.087)	9.3 (0.366)	7 (0.276)
090945354	54 (2.126)	9.8 (0.386)	7 (0.276)
090945355	55 (2.165)	10.3 (0.406)	7 (0.276)
090945356	56 (2.205)	10.8 (0.425)	7 (0.276)
090945357	57 (2.244)	11.3 (0.445)	7 (0.276)
090945358	58 (2.283)	11.8 (0.465)	7 (0.276)
090945359	59 (2.323)	12.3 (0.484)	7 (0.276)
090945360	60 (2.362)	12.8 (0.504)	7 (0.276)
090945361	61 (2.402)	13.3 (0.524)	7 (0.276)
090945362	62 (2.441)	13.8 (0.543)	7 (0.276)
090945363	63 (2.480)	14.3 (0.563)	7 (0.276)
090945364	64 (2.520)	14.8 (0.583)	7 (0.276)
090945365	65 (2.559)	15.3 (0.602)	7 (0.276)

TRASCINATORE FRONTALE 100/220 AD AZIONAMENTO A MOLLE, PER TORNITURA, VERSIONE FLANGIATA
FACE DRIVER 100/220 OPERATED BY SPRINGS, FOR TURNING, FLANGED VERSION

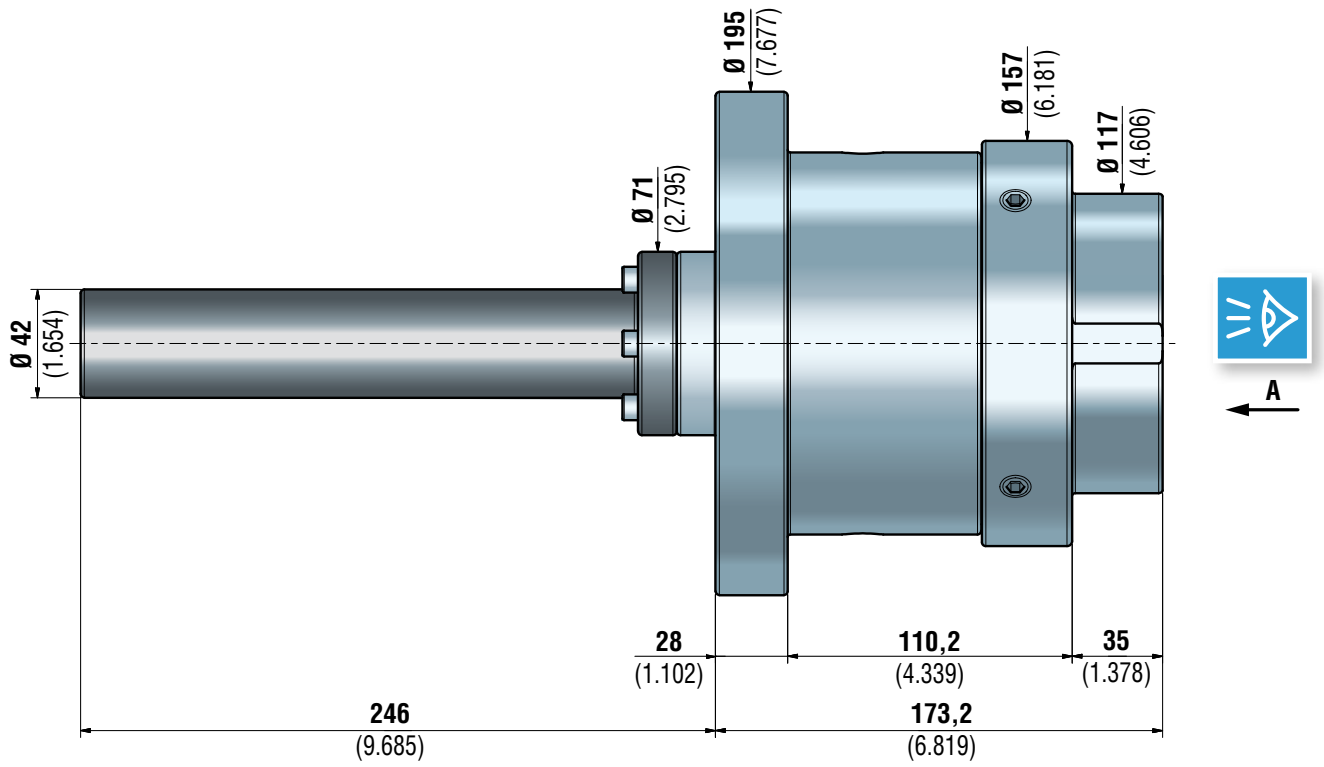

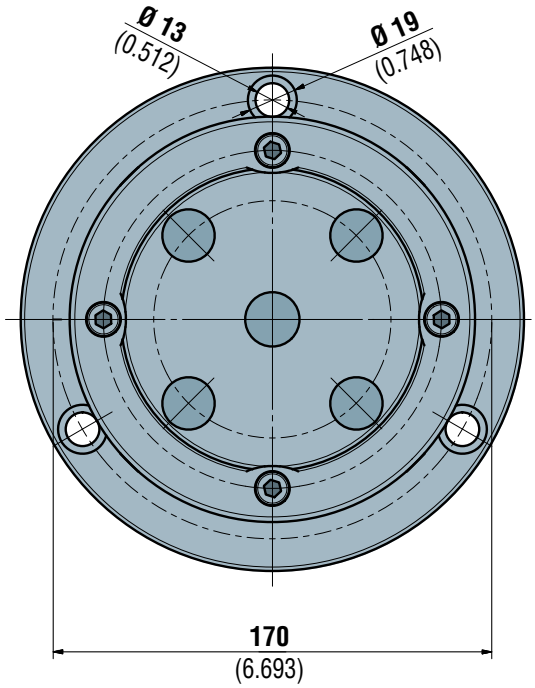

VISTA A
VIEW A

070760017A

CANNOTTO FLANGIATO PORTA MOLLE PER TRASCINATORE 100/220
FLANGED SLEEVE SPRINGS HOLDER FACE DRIVER 100/220

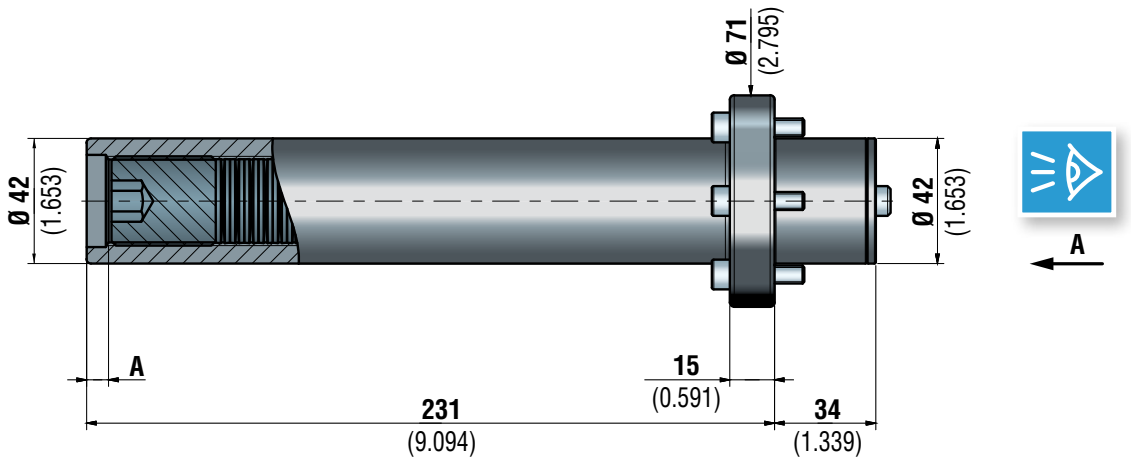

A	Precarica / *Preload* kg (Lb)
0 (0)	94 (207)
13 (0.512)	245 (540)
28 (1.102)	402 (886)

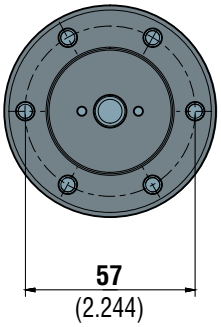

VISTA A
VIEW A

ATTENZIONE: il cannotto flangiato porta molle è già compreso nel trascinatore.
ATTENTION: The flanged sleeve springs holder is already included in the face driver.

143100003

PUNTA CENTRALE
CENTER POINT

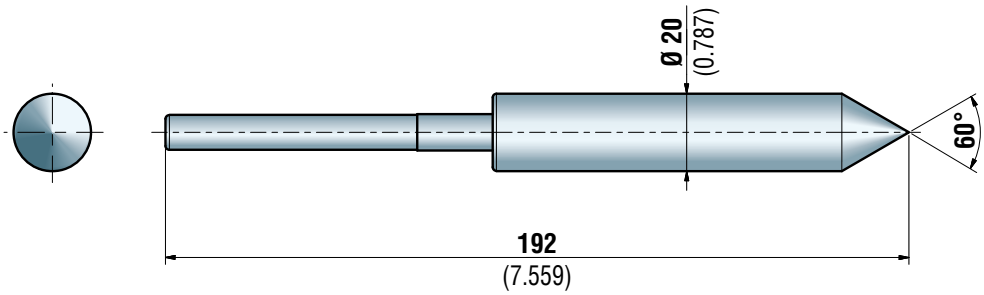

	per centri o fori / *for centers or holes*	
	dal / *from* Ø	al / *to the* Ø
072102739	1 (0.039)	19,5 (0.768)

PUNTE CENTRALI A CAPRUGGINE
CENTER POINTS WITH SLOTS

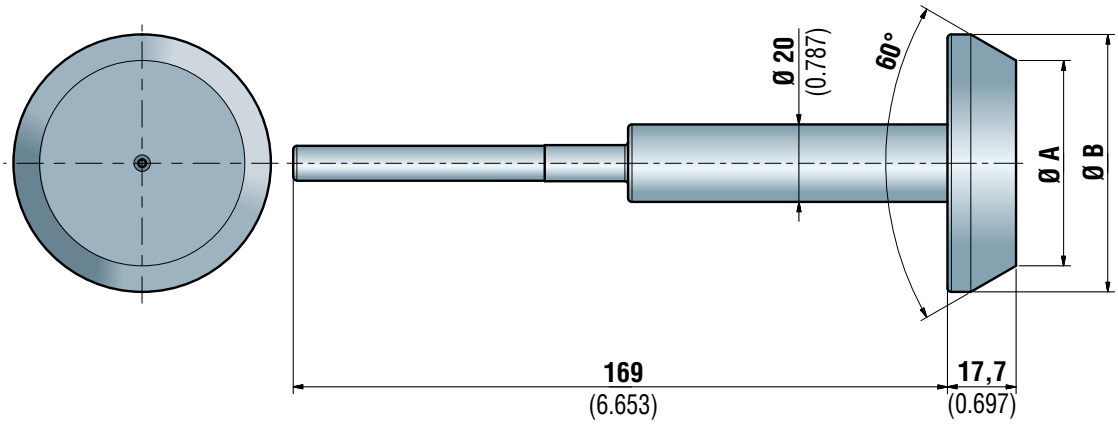

	Dimensioni PUNTE CENTRALI A CAPRUGGINE *CENTER POINTS with SLOTS dimensions*		Per centri o fori *For centers or holes*	
	Ø A	Ø B	dal / *from* Ø	al / *to the* Ø
171714001	12.5 (0.492)	26 (1.024)	19.5 (0.768)	24 (0.945)
171714002	17 (0.669)	30.5 (1.201)	24 (0.945)	28.5 (1.122)
171714003	21.5 (0.846)	35 (1.378)	28.5 (1.122)	33 (1.299)
171714004	26 (1.024)	39.5 (1.555)	33 (1.299)	37.5 (1.476)
171714005	30.5 (1.201)	44 (1.732)	37.5 (1.476)	42 (1.654)
171714006	35 (1.378)	48.5 (1.909)	42 (1.654)	46.5 (1.831)
171714007	39.5 (1.555)	53 (2.087)	46.5 (1.831)	51 (2.008)
171714008	44 (1.732)	57.5 (2.264)	51 (2.008)	55.5 (2.185)
171714009	48.5 (1.909)	62 (2.441)	55.5 (2.185)	60 (2.362)
171714010	53 (2.087)	66.5 (2.618)	60 (2.362)	64.5 (2.539)
171714011	57.5 (2.264)	71 (2.795)	64.5 (2.539)	69 (2.717)
171714012	62 (2.441)	75.5 (2.972)	69 (2.717)	73.5 (2.894)
171714013	66.5 (2.618)	80 (3.150)	73.5 (2.894)	78 (3.071)
171714014	71 (2.795)	84.5 (3.327)	78 (3.071)	82.5 (3.248)
171714015	75.5 (2.972)	89 (3.504)	82.5 (3.248)	87 (3.425)
171714016	80 (3.150)	93.5 (3.681)	87 (3.425)	91.5 (3.602)
171714017	84.5 (3.327)	98 (3.858)	91.5 (3.602)	96 (3.780)
171714018	89 (3.504)	102.5 (4.035)	96 (3.780)	100.5 (3.957)

ARTIGLI
DRIVING PINS

ROTAZIONE ANTIORARIA
Counterclockwise rotation

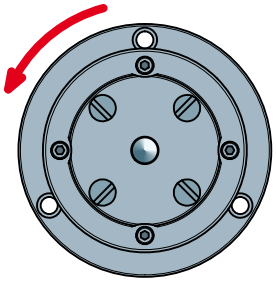

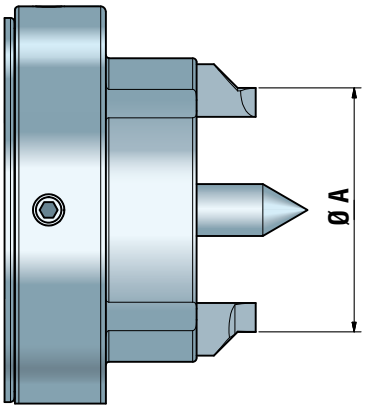

ROTAZIONE ORARIA
Clockwise rotation

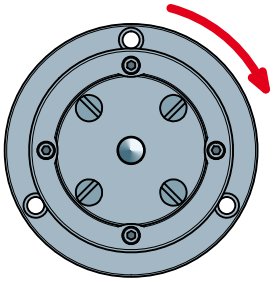

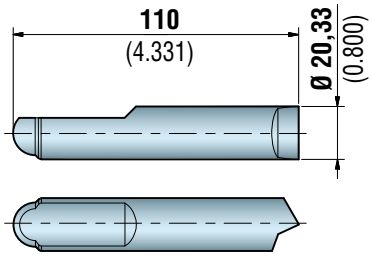

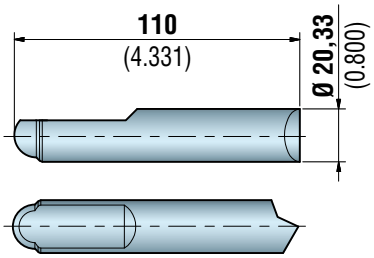

	Rotazione antioraria *Counterclockwise rotation*
	Ø A
080810212	112,3 (4.421)

	Rotazione oraria *Clockwise rotation*
	Ø A
080810213	112,3 (4.421)

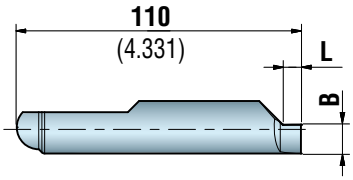

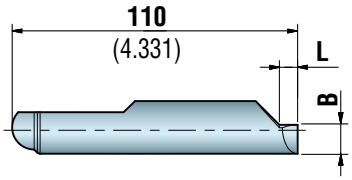

	Rotazione antioraria *Counterclockwise rotation*		
	Ø A	B	L
090900084	84 (3.307)	6.2 (0.244)	7 (0.276)
090900089	89 (3.504)	8.7 (0.343)	7 (0.276)
090900094	94 (3.701)	11.2 (0.441)	7 (0.276)
090900099	99 (3.898)	13.7 (0.539)	7 (0.276)

	Rotazione oraria *Clockwise rotation*		
	Ø A	B	L
090901084	84 (3.307)	6.2 (0.244)	7 (0.276)
090901089	89 (3.504)	8.7 (0.343)	7 (0.276)
090901094	94 (3.701)	11.2 (0.441)	7 (0.276)
090901099	99 (3.898)	13.7 (0.539)	7 (0.276)

TRASCINATORE FRONTALE 180/300 AD AZIONAMENTO A MOLLE, PER TORNITURA, VERSIONE FLANGIATA
FACE DRIVER 180/300 OPERATED BY SPRINGS, FOR TURNING, FLANGED VERSION

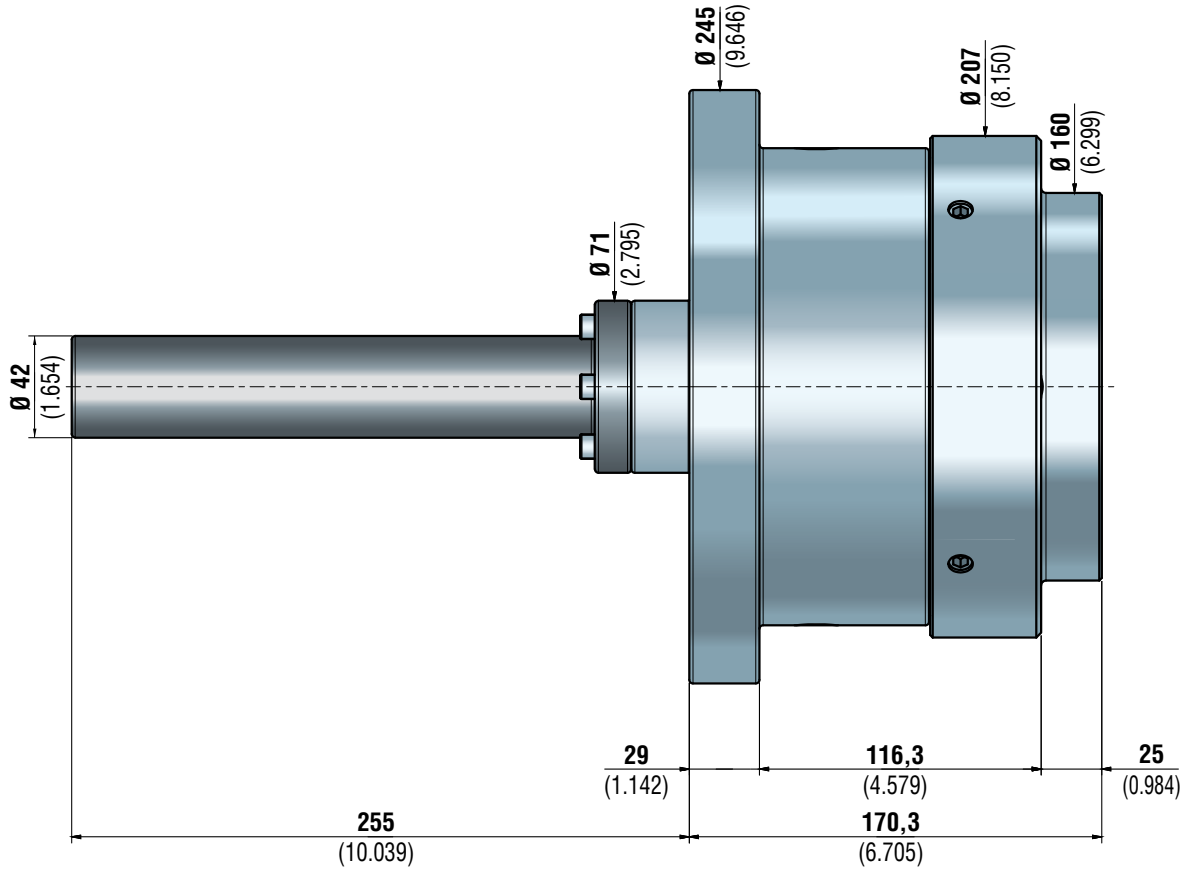

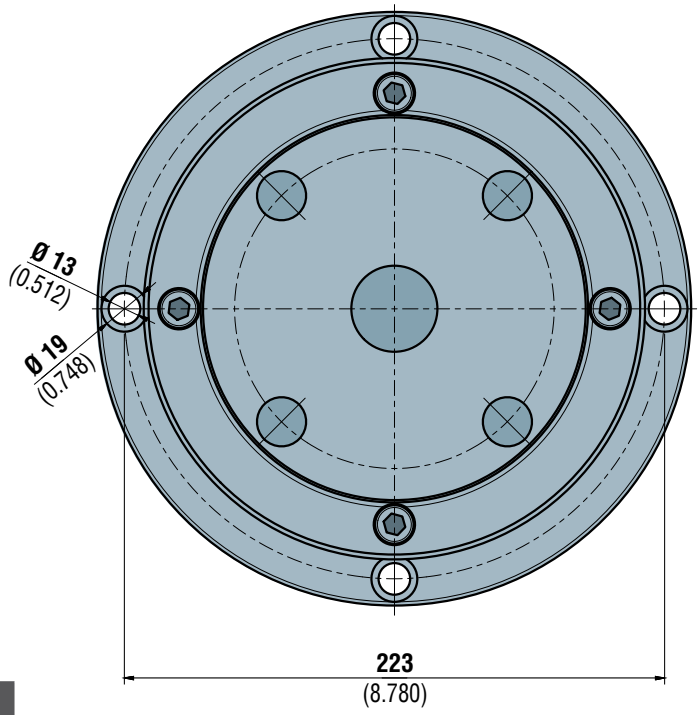

VISTA A
VIEW A

070760038A

CANNOTTO FLANGIATO PORTA MOLLE PER TRASCINATORE 180/300
FLANGED SLEEVE SPRINGS HOLDER FACE DRIVER 180/300

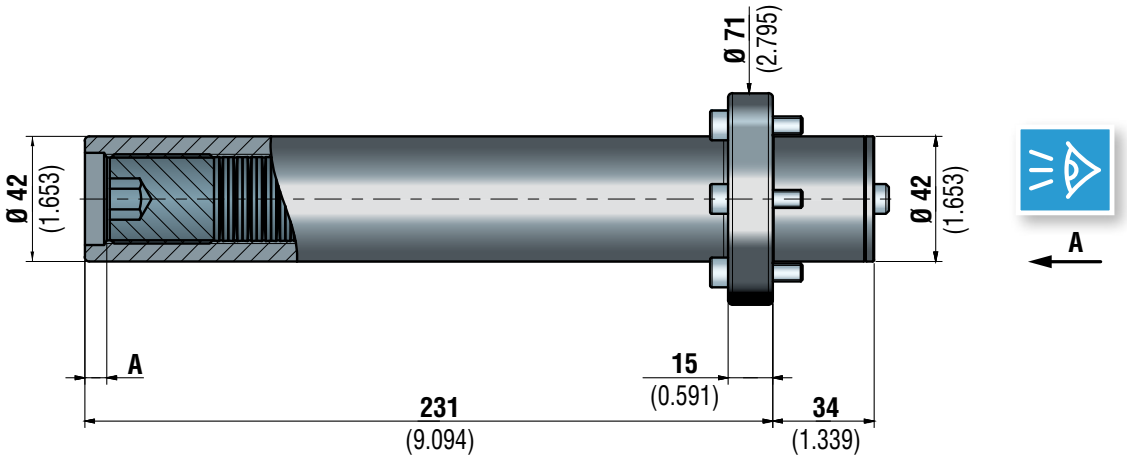

A	Precarica / *Preload* kg (Lb)
0 (0)	94 (207)
13 (0.512)	245 (540)
28 (1.102)	402 (886)

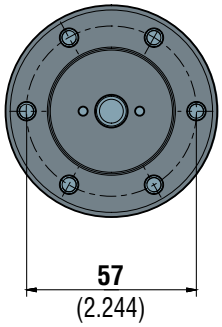

VISTA A
VIEW A

ATTENZIONE: il cannotto flangiato porta molle è già compreso nel trascinatore.
ATTENTION: the flanged sleeve springs holder is already included in the face driver.

143100003

PUNTA CENTRALE
CENTER POINT

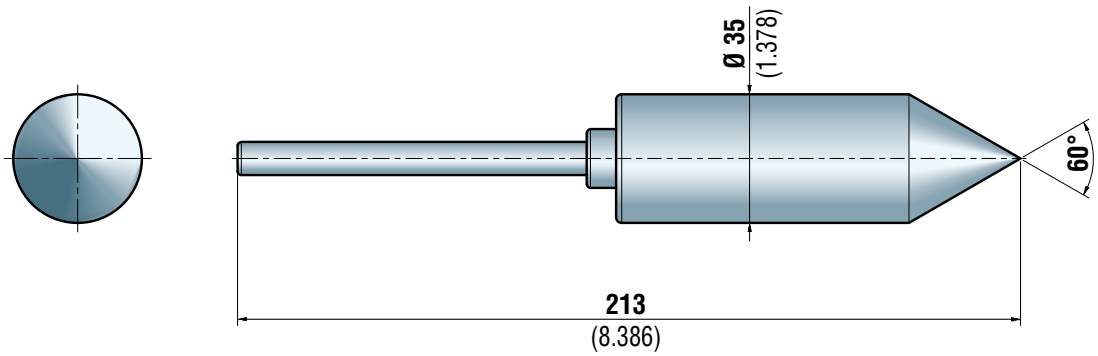

	per centri o fori / *for centers or holes*	
	dal / *from* Ø	al / *to the* Ø
072102761	1 (0.039)	34,5 (1.358)

PUNTE CENTRALI A CAPRUGGINE
CENTER POINTS WITH SLOTS

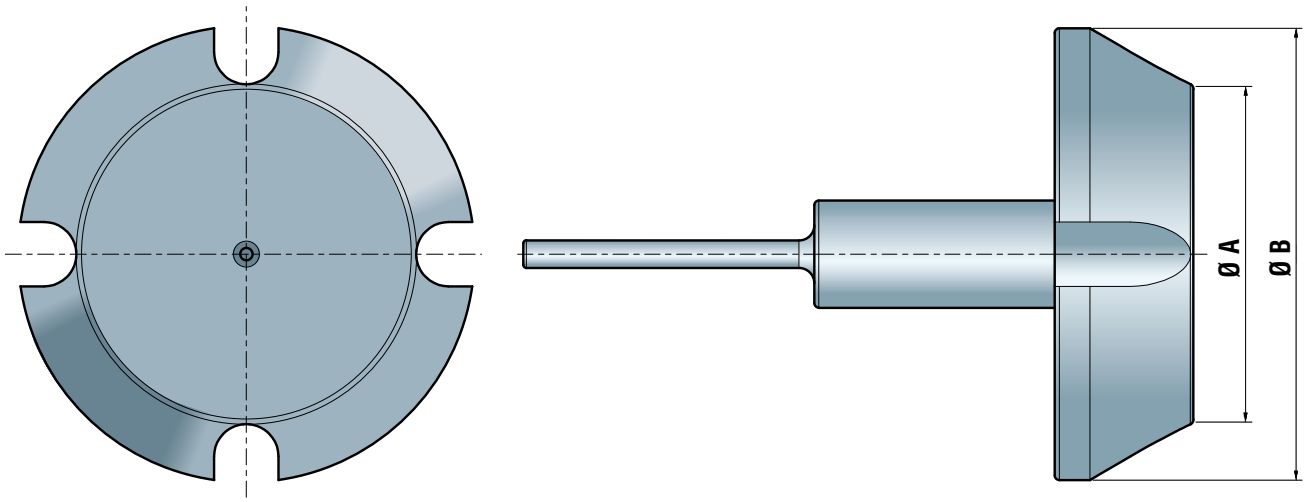

Disponibile su richiesta
Available on request

ARTIGLI
DRIVING PINS

ROTAZIONE ANTIORARIA
Counterclockwise rotation

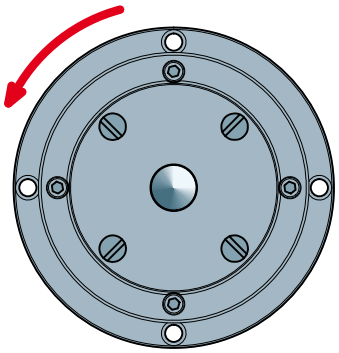

ROTAZIONE ORARIA
Clockwise rotation

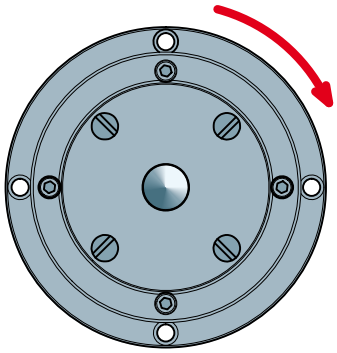

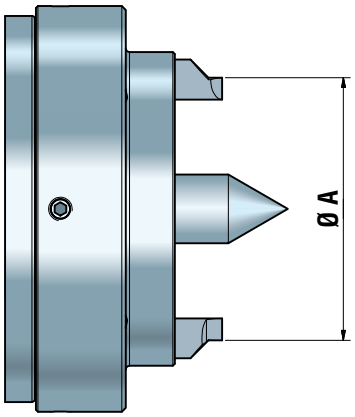

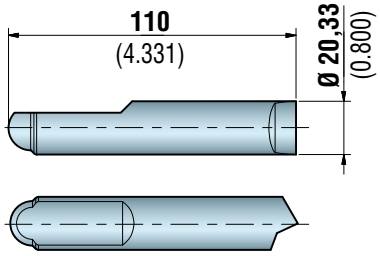

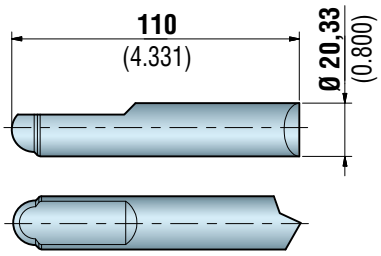

	Rotazione antioraria *Counterclockwise rotation*
	Ø A
080810212	152,3 (5.996)

	Rotazione oraria *Clockwise rotation*
	Ø A
080810213	152,3 (5.996)

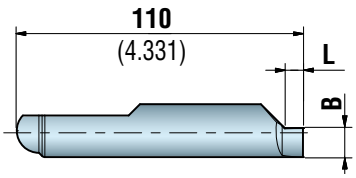

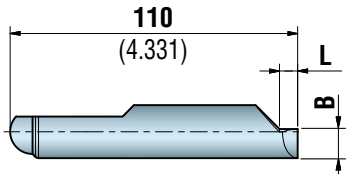

	Rotazione antioraria *Counterclockwise rotation*		
	Ø A	B	L
090900084	124 (4.882)	6.2 (0.244)	7 (0.276)
090900089	129 (5.079)	8.7 (0.343)	7 (0.276)
090900094	134 (5.276)	11.2 (0.441)	7 (0.276)
090900099	139 (5.472)	13.7 (0.539)	7 (0.276)

	Rotazione oraria *Clockwise rotation*		
	Ø A	B	L
090901084	124 (4.882)	6.2 (0.244)	7 (0.276)
090901089	129 (5.079)	8.7 (0.343)	7 (0.276)
090901094	134 (5.276)	11.2 (0.441)	7 (0.276)
090901099	139 (5.472)	13.7 (0.539)	7 (0.276)

TRASCINATORE FRONTALE 12/50 AD AZIONAMENTO IDRAULICO, PER TORNITURA, VERSIONE FLANGIATA

FACE DRIVER 12/50 OPERATED BY HYDRAULIC CYLINDER, FOR TURNING, FLANGED VERSION

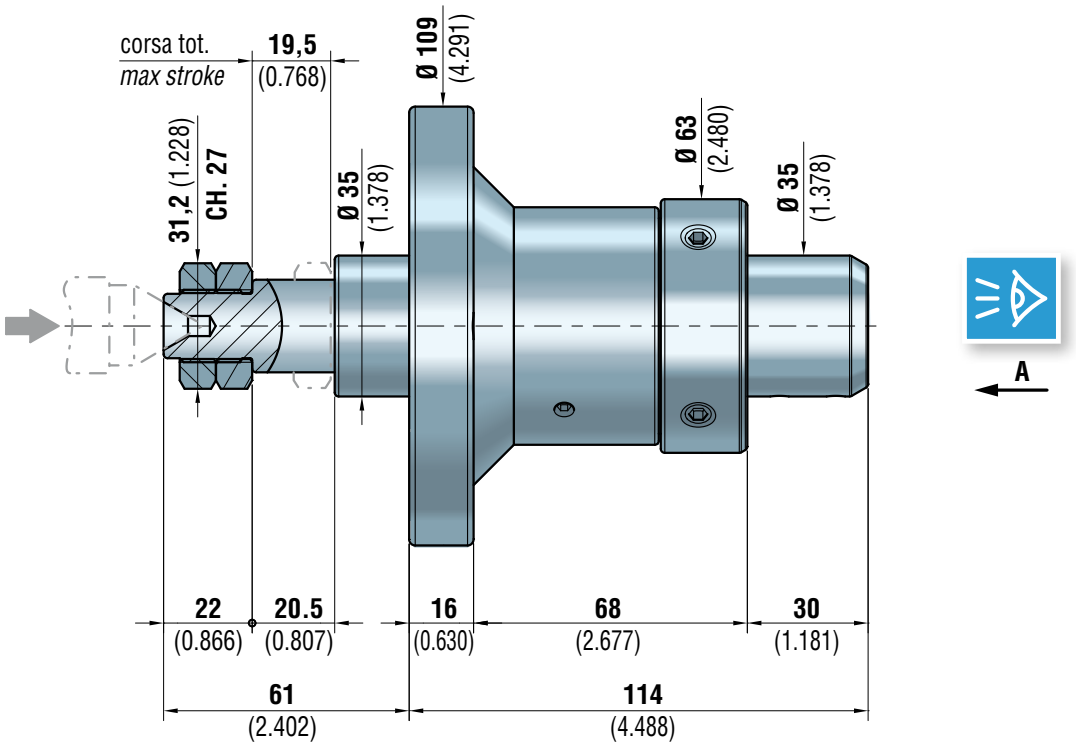

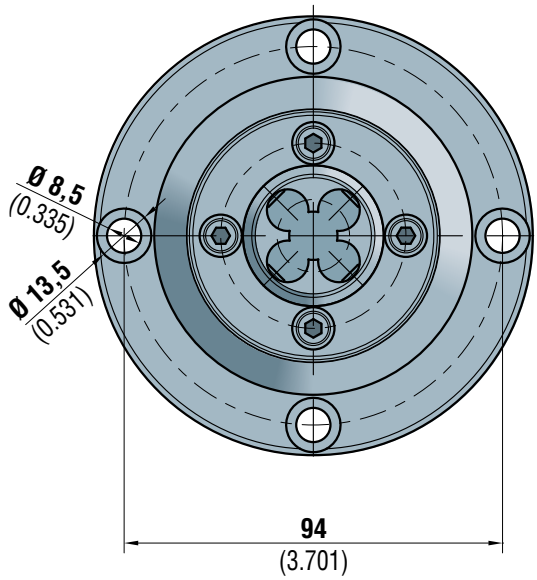

VISTA A
VIEW A

070760040A

PUNTA CENTRALE
CENTER POINT

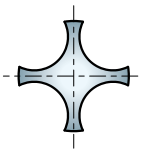

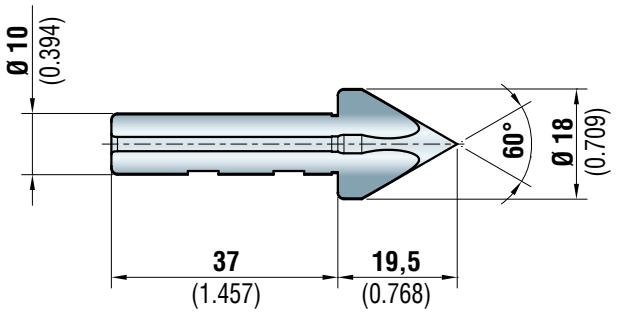

	per centri o fori / *for centers or holes*	
	dal / *from* Ø	al / *to the* Ø
072102768	1 (0.039)	17,5 (0.689)

PUNTA CENTRALE A CAPRUGGINE
CENTER POINT WITH SLOT

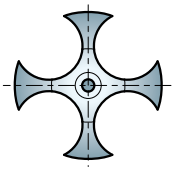

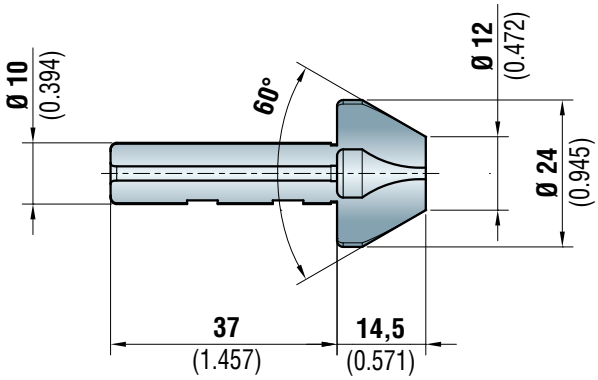

	per centri o fori / *for centers or holes*	
	dal / *from* Ø	al / *to the* Ø
179200101	15 (0.591)	22 (0.866)

ARTIGLI
DRIVING PINS

ROTAZIONE ANTIORARIA
Counterclockwise rotation

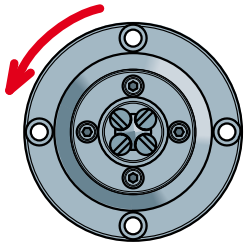

ROTAZIONE ORARIA
Clockwise rotation

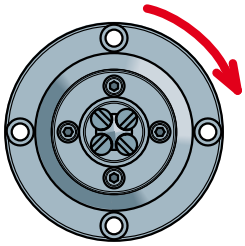

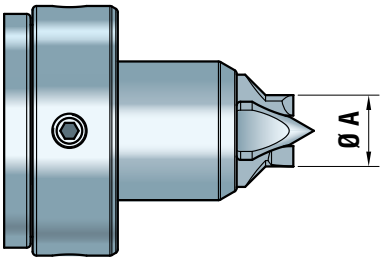

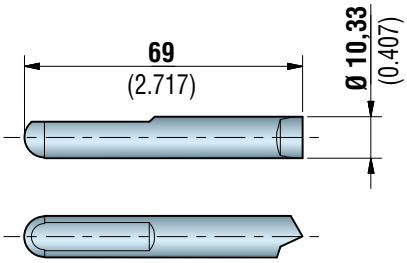

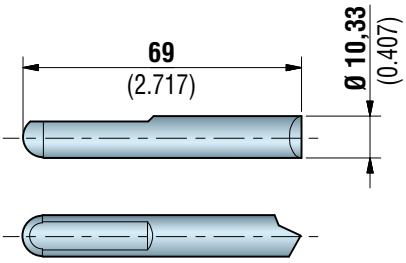

	Rotazione antioraria *Counterclockwise rotation*
	Ø A
080809002	28,3 (1.114)

	Rotazione oraria *Clockwise rotation*
	Ø A
080809003	28,3 (1.114)

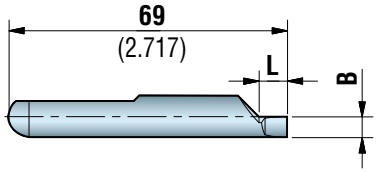

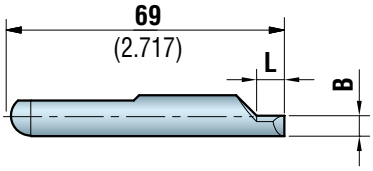

	Rotazione antioraria *Counterclockwise rotation*		
	Ø A	B	L
*090909012	12 (0.472)	2.1 (0.083)	5 (0.197)
*090909013	13 (0.512)	2.6 (0.102)	5 (0.197)
090909014	14 (0.551)	3.1 (0.122)	7 (0.276)
090909015	15 (0.591)	3.6 (0.142)	7 (0.276)
090909016	16 (0.630)	4.1 (0.161)	7 (0.276)
090909017	17 (0.669)	4.6 (0.181)	7 (0.276)
090909018	18 (0.709)	5.1 (0.201)	7 (0.276)
090909019	19 (0.748)	5.6 (0.220)	7 (0.276)
090909020	20 (0.787)	6.1 (0.240)	7 (0.276)
090909021	21 (0.827)	6.6 (0.260)	7 (0.276)
090909022	22 (0.866)	7.1 (0.280)	7 (0.276)
090909023	23 (0.906)	7.6 (0.299)	7 (0.276)
090909024	24 (0.945)	8.1 (0.319)	7 (0.276)
090909025	25 (0.984)	8.6 (0.339)	7 (0.276)

***Attenzione:**
Per queste misure interpellare il nostro ufficio tecnico

**** Warning:***
For these dimensions contact our technical department

	Rotazione oraria *Clockwise rotation*		
	Ø A	B	L
*090909112	12 (0.472)	2.1 (0.083)	5 (0.197)
*090909113	13 (0.512)	2.6 (0.102)	5 (0.197)
090909114	14 (0.551)	3.1 (0.122)	7 (0.276)
090909115	15 (0.591)	3.6 (0.142)	7 (0.276)
090909116	16 (0.630)	4.1 (0.161)	7 (0.276)
090909117	17 (0.669)	4.6 (0.181)	7 (0.276)
090909118	18 (0.709)	5.1 (0.201)	7 (0.276)
090909119	19 (0.748)	5.6 (0.220)	7 (0.276)
090909120	20 (0.787)	6.1 (0.240)	7 (0.276)
090909121	21 (0.827)	6.6 (0.260)	7 (0.276)
090909122	22 (0.866)	7.1 (0.280)	7 (0.276)
090909123	23 (0.906)	7.6 (0.299)	7 (0.276)
090909124	24 (0.945)	8.1 (0.319)	7 (0.276)
090909125	25 (0.984)	8.6 (0.339)	7 (0.276)

ARTIGLI IN METALLO DURO ROTAZIONE ORARIA
HARD METAL DRIVING PINS CLOCKWISE ROTATION

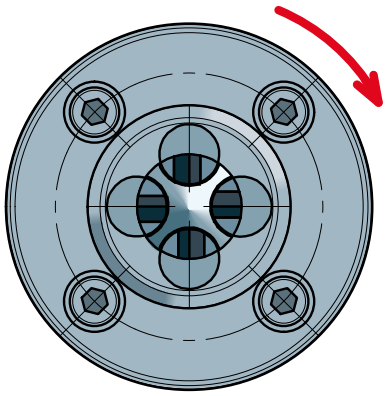

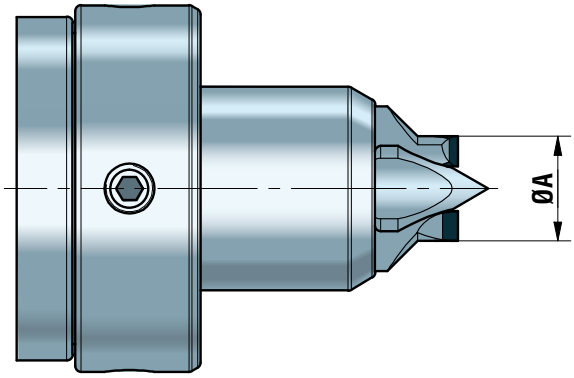

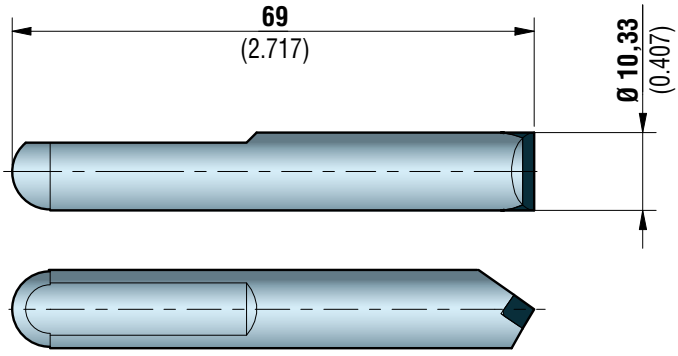

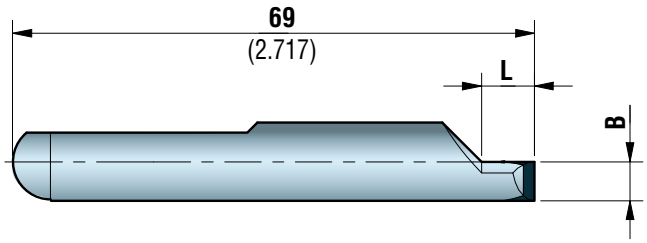

Disponibile su richiesta
Available on request

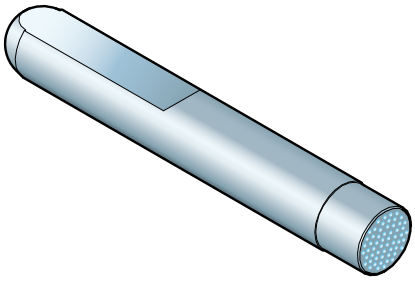

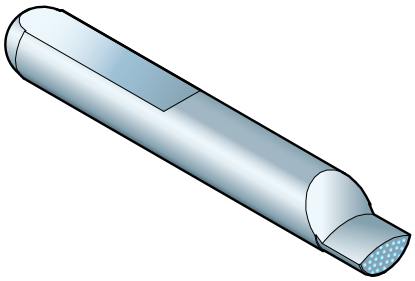

ARTIGLI CON ELETTRODEPOSITO IN DIAMANTE
DISPONIBILI SU RICHIESTA
DRIVING PINS WITH WITH ELECTROPLATED DIAMOND
AVAILABLE ON REQUEST

TRASCINATORE FRONTALE 15/55 AD AZIONAMENTO IDRAULICO, PER TORNITURA, VERSIONE FLANGIATA

FACE DRIVER 15/55 OPERATED BY HYDRAULIC CYLINDER, FOR TURNING, FLANGED VERSION

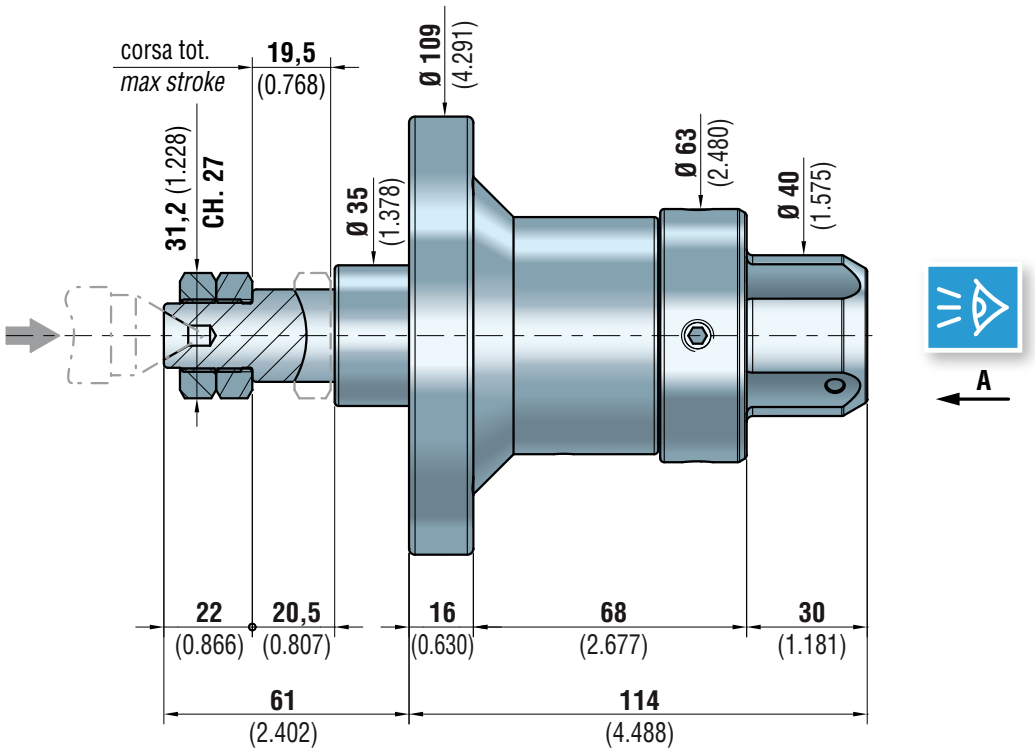

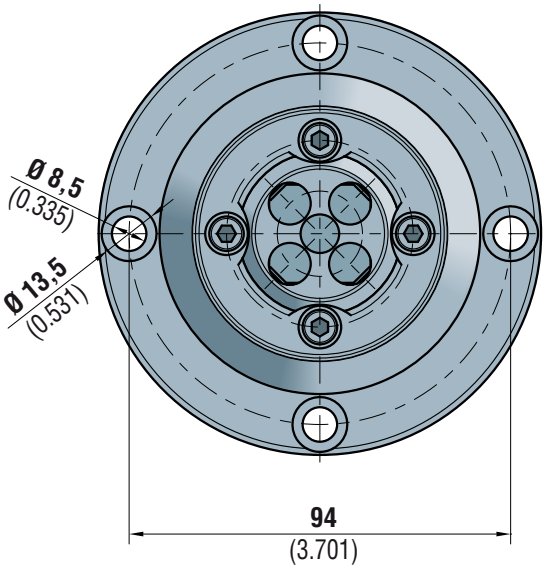

VISTA A
VIEW A

070752410A

PUNTA CENTRALE
CENTER POINT

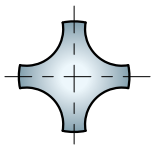

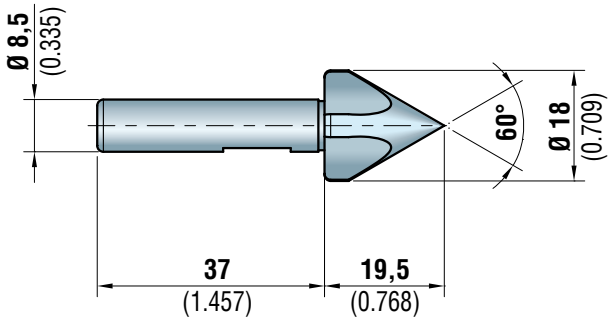

	per centri o fori / *for centers or holes*	
	dal / *from* Ø	al / *to the* Ø
072102769	1 (0.039)	17,5 (0.689)

PUNTE CENTRALI A CAPRUGGINE
CENTER POINTS WITH SLOTS

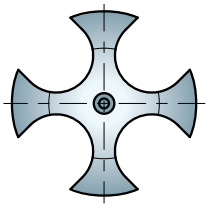

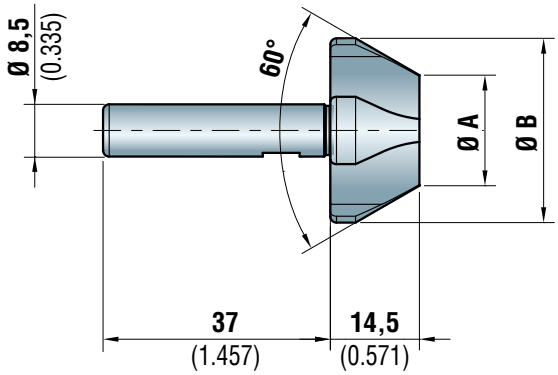

	Dimensioni PUNTE CENTRALI A CAPRUGGINE *CENTER POINTS with SLOTS dimensions*		Per centri o fori *For centers or holes*	
	Ø A	Ø B	dal / *from* Ø	al / *to the* Ø
171711018	12 (0.472)	24 (0.945)	15 (0.591)	23 (0.906)
171711021	18 (0.709)	30 (1.181)	21 (0.827)	26 (1.024)

ARTIGLI
DRIVING PINS

ROTAZIONE ANTIORARIA
Counterclockwise rotation

ROTAZIONE ORARIA
Clockwise rotation

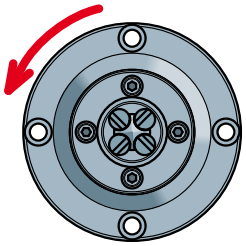

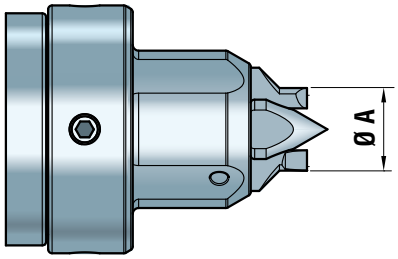

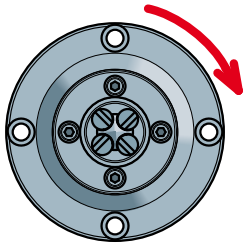

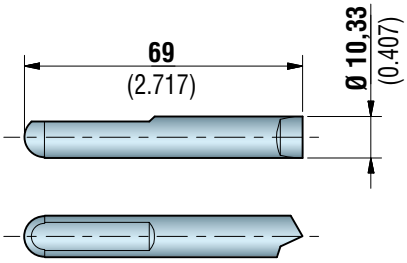

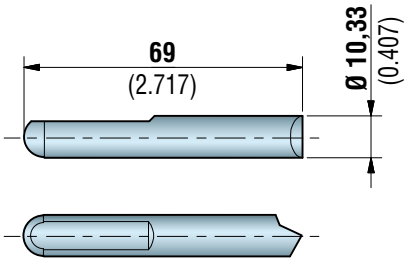

	Rotazione antioraria *Counterclockwise rotation*
	Ø A
080809002	31,3 (1.232)

	Rotazione oraria *Clockwise rotation*
	Ø A
080809003	31,3 (1.232)

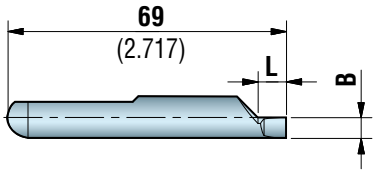

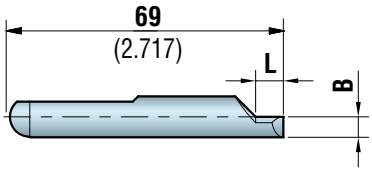

	Rotazione antioraria *Counterclockwise rotation*		
	Ø A	B	L
*090909012	15 (0.591)	2.1 (0.083)	5 (0.197)
*090909013	16 (0.630)	2.6 (0.102)	5 (0.197)
090909014	17 (0.669)	3.1 (0.122)	7 (0.276)
090909015	18 (0.709)	3.6 (0.142)	7 (0.276)
090909016	19 (0.748)	4.1 (0.161)	7 (0.276)
090909017	20 (0.787)	4.6 (0.181)	7 (0.276)
090909018	21 (0.827)	5.1 (0.201)	7 (0.276)
090909019	22 (0.866)	5.6 (0.220)	7 (0.276)
090909020	23 (0.906)	6.1 (0.240)	7 (0.276)
090909021	24 (0.945)	6.6 (0.260)	7 (0.276)
090909022	25 (0.984)	7.1 (0.280)	7 (0.276)
090909023	26 (1.024)	7.6 (0.299)	7 (0.276)
090909024	27 (1.063)	8.1 (0.319)	7 (0.276)
090909025	28 (1.102)	8.6 (0.339)	7 (0.276)

***Attenzione:**
Per queste misure interpellare il nostro ufficio tecnico

**** Warning:***
For these dimensions contact our technical department

	Rotazione oraria *Clockwise rotation*		
	Ø A	B	L
*090909112	15 (0.591)	2.1 (0.083)	5 (0.197)
*090909113	16 (0.630)	2.6 (0.102)	5 (0.197)
090909114	17 (0.669)	3.1 (0.122)	7 (0.276)
090909115	18 (0.709)	3.6 (0.142)	7 (0.276)
090909116	19 (0.748)	4.1 (0.161)	7 (0.276)
090909117	20 (0.787)	4.6 (0.181)	7 (0.276)
090909118	21 (0.827)	5.1 (0.201)	7 (0.276)
090909119	22 (0.866)	5.6 (0.220)	7 (0.276)
090909120	23 (0.906)	6.1 (0.240)	7 (0.276)
090909121	24 (0.945)	6.6 (0.260)	7 (0.276)
090909122	25 (0.984)	7.1 (0.280)	7 (0.276)
090909123	26 (1.024)	7.6 (0.299)	7 (0.276)
090909124	27 (1.063)	8.1 (0.319)	7 (0.276)
090909125	28 (1.102)	8.6 (0.339)	7 (0.276)

ARTIGLI IN METALLO DURO ROTAZIONE ORARIA
HARD METAL DRIVING PINS CLOCKWISE ROTATION

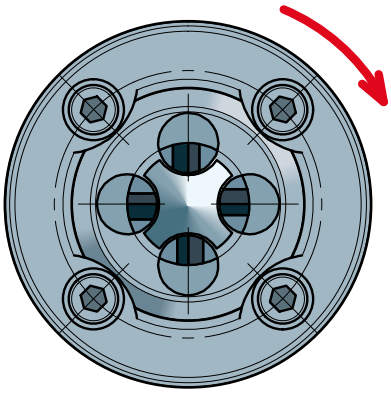

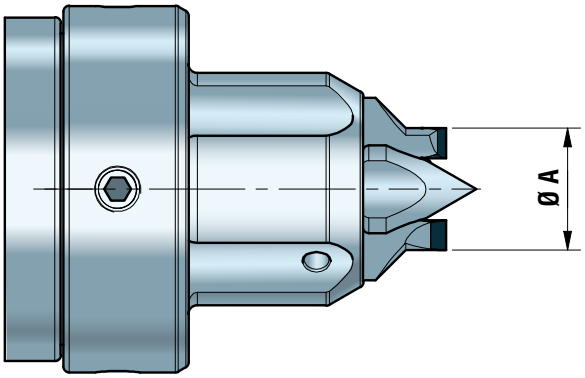

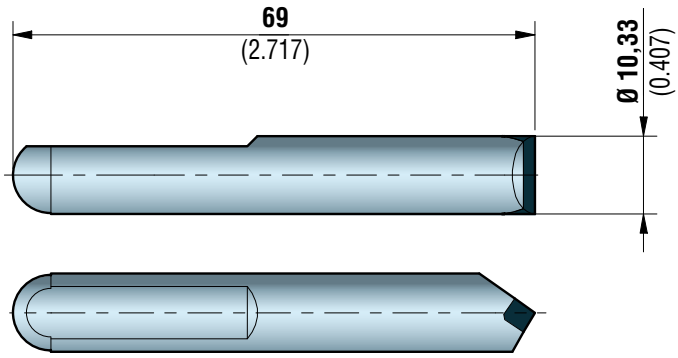

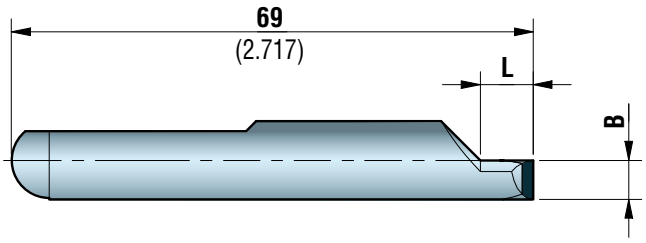

Disponibile su richiesta
Available on request

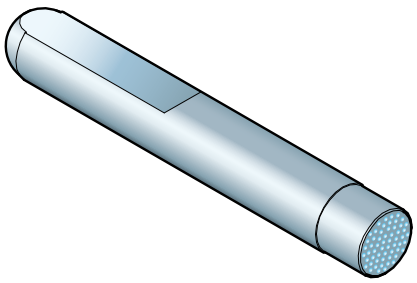

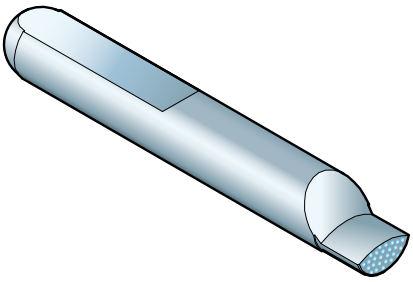

ARTIGLI CON ELETTRODEPOSITO IN DIAMANTE
DISPONIBILI SU RICHIESTA
DRIVING PINS WITH WITH ELECTROPLATED DIAMOND
AVAILABLE ON REQUEST

TRASCINATORE FRONTALE 20/60 AD AZIONAMENTO IDRAULICO, PER TORNITURA, VERSIONE FLANGIATA

FACE DRIVER 20/60 OPERATED BY HYDRAULIC CYLINDER, FOR TURNING, FLANGED VERSION

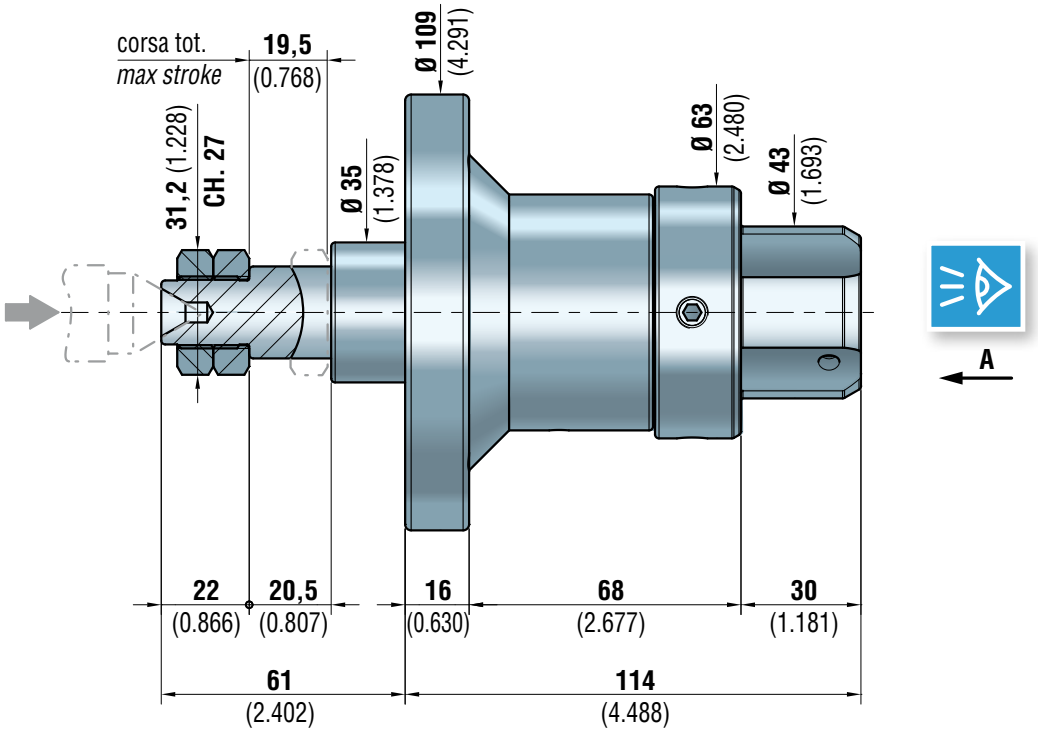

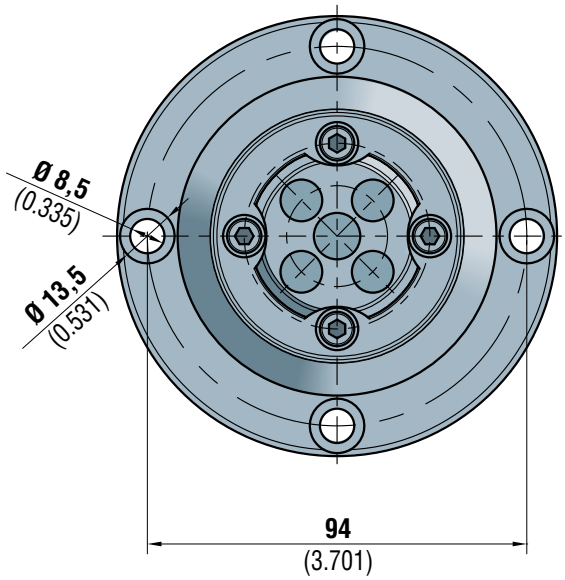

VISTA A
VIEW A

070752412A

PUNTA CENTRALE
CENTER POINT

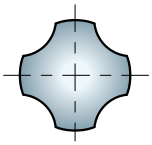

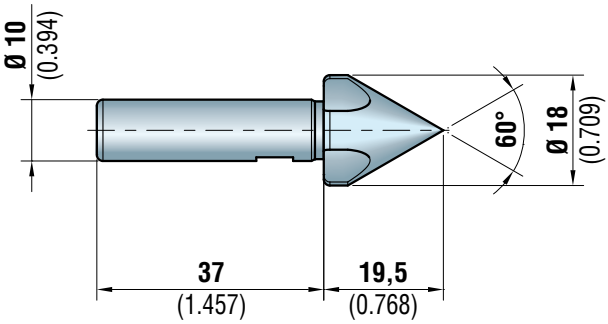

	per centri o fori / *for centers or holes*	
	dal / *from* Ø	al / *to the* Ø
072102770	1 (0.039)	17,5 (0.689)

PUNTE CENTRALI A CAPRUGGINE
CENTER POINTS WITH SLOTS

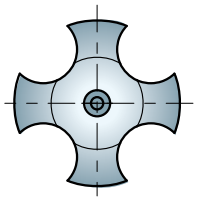

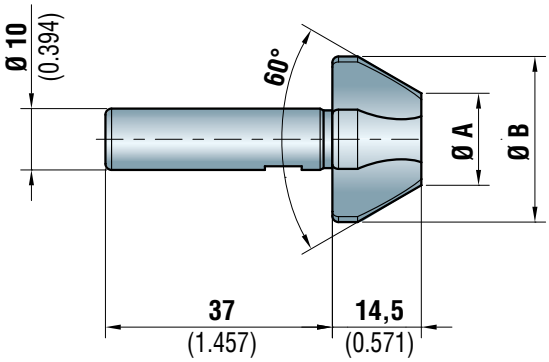

	Dimensioni PUNTE CENTRALI A CAPRUGGINE *CENTER POINTS with SLOTS dimensions*		Per centri o fori *For centers or holes*	
	Ø A	Ø B	dal / *from* Ø	al / *to the* Ø
171712021	12 (0.472)	24 (0.945)	15 (0.591)	23 (0.906)
171712023	15 (0.591)	27 (1.063)	18 (0.709)	26 (1.024)
171712025	18 (0.709)	30 (1.181)	21 (0.827)	29 (1.142)
171712028	24 (0.945)	36 (1.417)	26 (1.024)	31 (1.220)

ARTIGLI
DRIVING PINS

ROTAZIONE ANTIORARIA
Counterclockwise rotation

ROTAZIONE ORARIA
Clockwise rotation

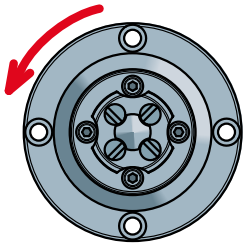

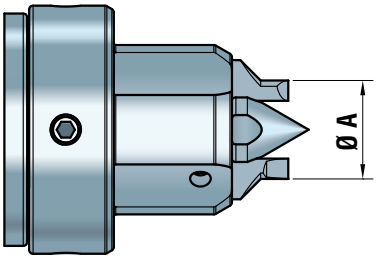

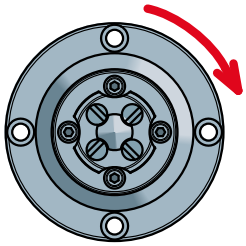

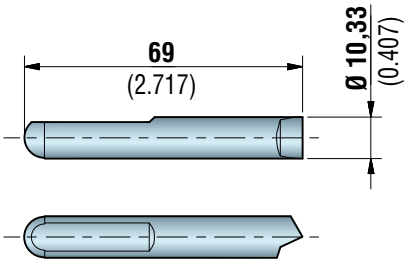

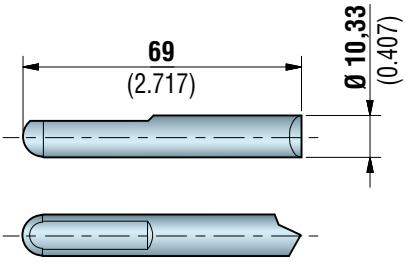

	Rotazione antioraria *Counterclockwise rotation*
	Ø A
080809002	35,3 (1.390)

	Rotazione oraria *Clockwise rotation*
	Ø A
080809003	35,3 (1.390)

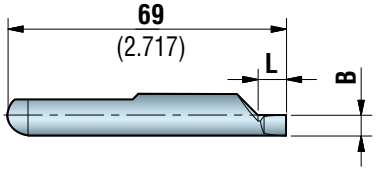

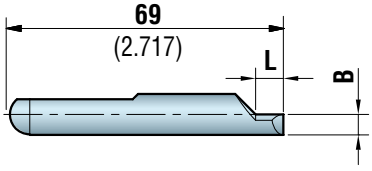

	Rotazione antioraria *Counterclockwise rotation*		
	Ø A	B	L
*090909012	19 (0.748)	2.1 (0.083)	5 (0.197)
*090909013	20 (0.787)	2.6 (0.102)	5 (0.197)
090909014	21 (0.827)	3.1 (0.122)	7 (0.276)
090909015	22 (0.866)	3.6 (0.142)	7 (0.276)
090909016	23 (0.906)	4.1 (0.161)	7 (0.276)
090909017	24 (0.945)	4.6 (0.181)	7 (0.276)
090909018	25 (0.984)	5.1 (0.201)	7 (0.276)
090909019	26 (1.024)	5.6 (0.220)	7 (0.276)
090909020	27 (1.063)	6.1 (0.240)	7 (0.276)
090909021	28 (1.102)	6.6 (0.260)	7 (0.276)
090909022	29 (1.142)	7.1 (0.280)	7 (0.276)
090909023	30 (1.181)	7.6 (0.299)	7 (0.276)
090909024	31 (1.220)	8.1 (0.319)	7 (0.276)
090909025	32 (1.260)	8.6 (0.339)	7 (0.276)

***Attenzione:**
Per queste misure interpellare il nostro ufficio tecnico

**** Warning:***
For these dimensions contact our technical department

	Rotazione oraria *Clockwise rotation*		
	Ø A	B	L
*090909112	19 (0.748)	2.1 (0.083)	5 (0.197)
*090909113	20 (0.787)	2.6 (0.102)	5 (0.197)
090909114	21 (0.827)	3.1 (0.122)	7 (0.276)
090909115	22 (0.866)	3.6 (0.142)	7 (0.276)
090909116	23 (0.906)	4.1 (0.161)	7 (0.276)
090909117	24 (0.945)	4.6 (0.181)	7 (0.276)
090909118	25 (0.984)	5.1 (0.201)	7 (0.276)
090909119	26 (1.024)	5.6 (0.220)	7 (0.276)
090909120	27 (1.063)	6.1 (0.240)	7 (0.276)
090909121	28 (1.102)	6.6 (0.260)	7 (0.276)
090909122	29 (1.142)	7.1 (0.280)	7 (0.276)
090909123	30 (1.181)	7.6 (0.299)	7 (0.276)
090909124	31 (1.220)	8.1 (0.319)	7 (0.276)
090909125	32 (1.260)	8.6 (0.339)	7 (0.276)

ARTIGLI IN METALLO DURO ROTAZIONE ORARIA
HARD METAL DRIVING PINS CLOCKWISE ROTATION

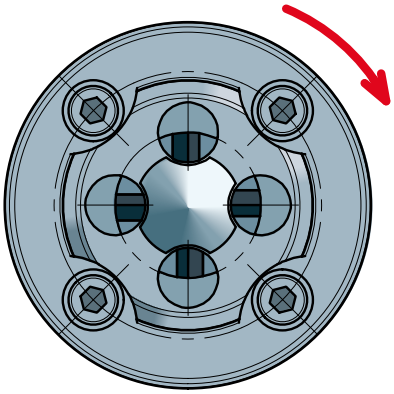

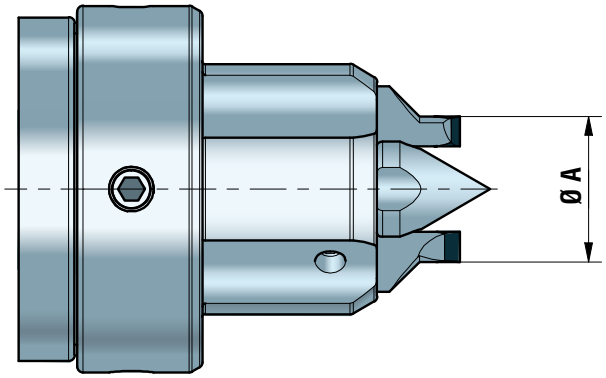

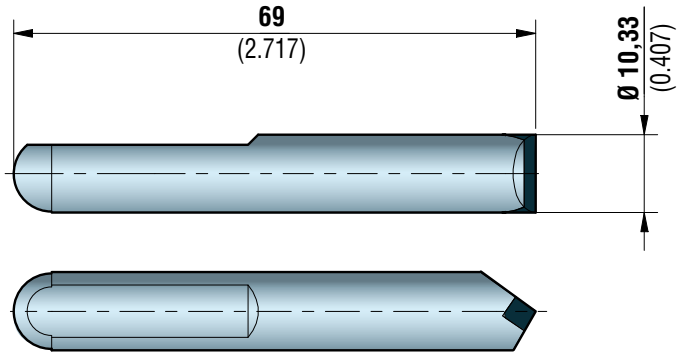

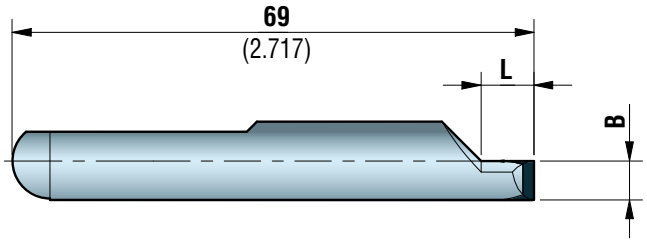

Disponibile su richiesta
Available on request

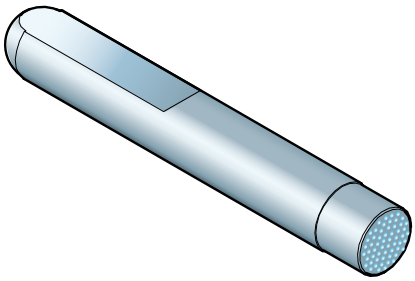

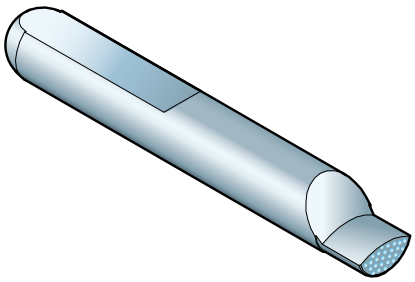

ARTIGLI CON ELETTRODEPOSITO IN DIAMANTE
DISPONIBILI SU RICHIESTA
DRIVING PINS WITH WITH ELECTROPLATED DIAMOND
AVAILABLE ON REQUEST

TRASCINATORE FRONTALE 20/70 AD AZIONAMENTO IDRAULICO, PER TORNITURA, VERSIONE FLANGIATA

FACE DRIVER 20/70 OPERATED BY HYDRAULIC CYLINDER, FOR TURNING, FLANGED VERSION

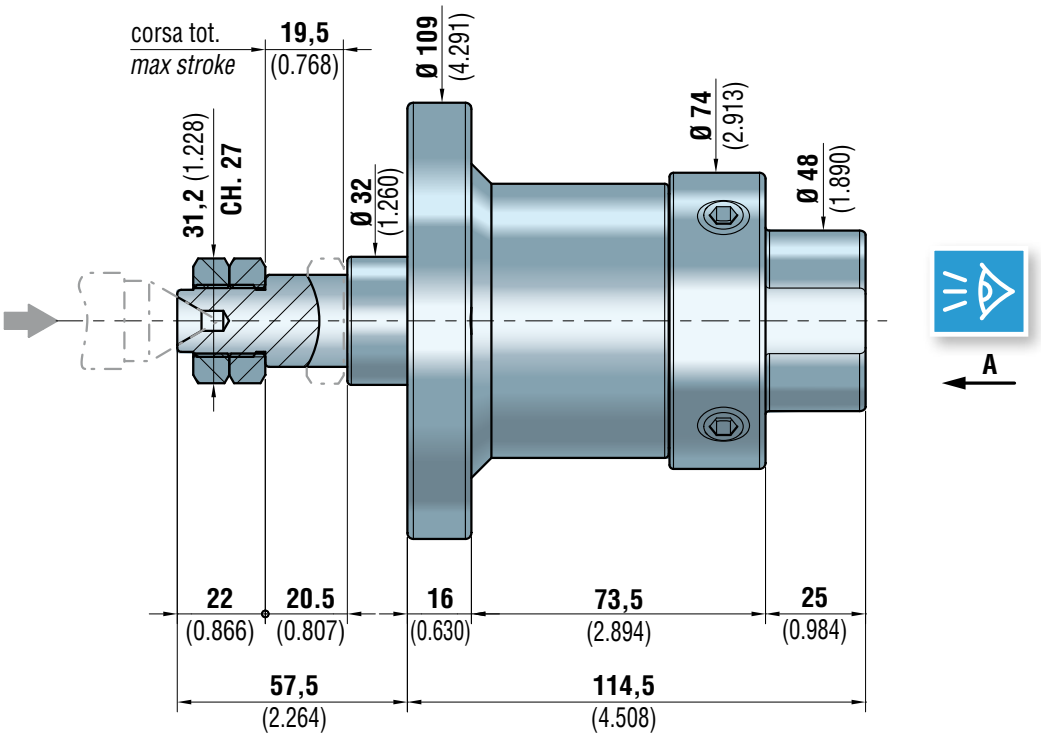

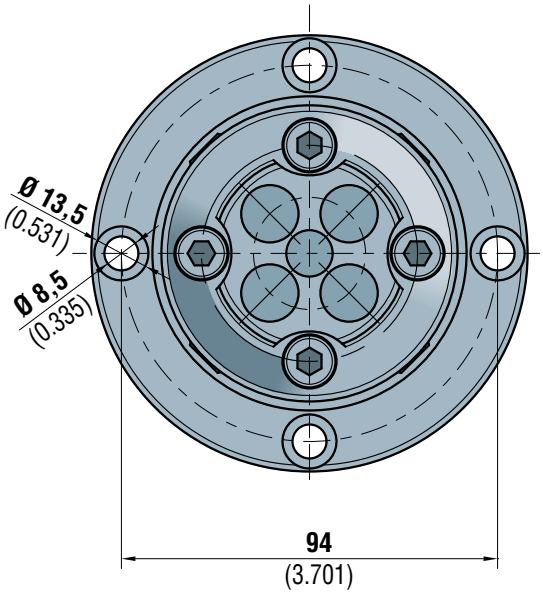

VISTA A
VIEW A

070760042A

PUNTA CENTRALE
CENTER POINT

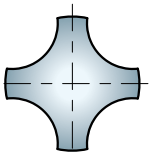

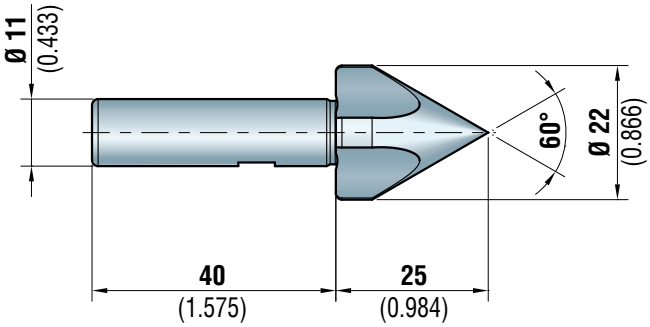

	per centri o fori / *for centers or holes*	
	dal / *from* Ø	al / *to the* Ø
072102771	1,5 (0.059)	21,5 (0.846)

PUNTE CENTRALI A CAPRUGGINE
CENTER POINTS WITH SLOTS



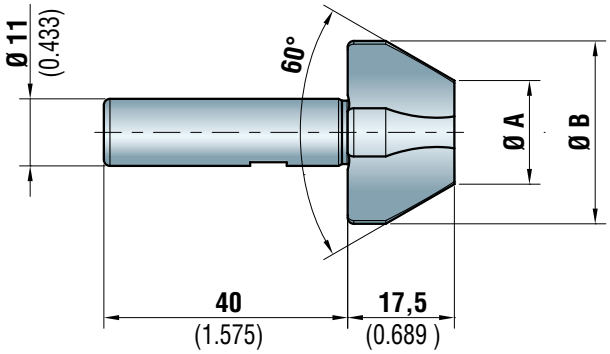

	Dimensioni PUNTE CENTRALI A CAPRUGGINE *CENTER POINTS with SLOTS dimensions*		Per centri o fori *For centers or holes*	
	Ø A	Ø B	dal / *from* Ø	al / *to the* Ø
179200114	17 (0.669)	30 (1.181)	19 (0.748)	29 (1.142)
179200116	23 (0.906)	36 (1.417)	25 (0.984)	35 (1.378)

ARTIGLI
DRIVING PINS

ROTAZIONE ANTIORARIA
Counterclockwise rotation

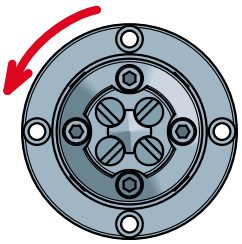

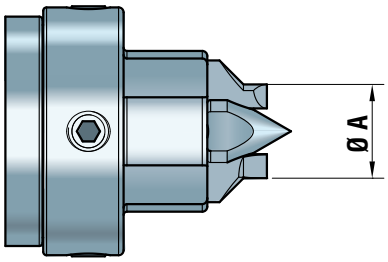

ROTAZIONE ORARIA
Clockwise rotation

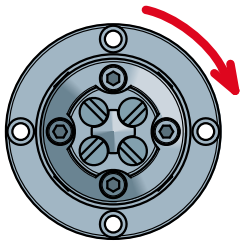

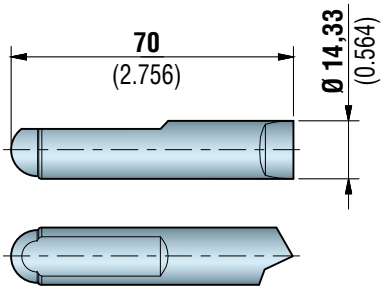

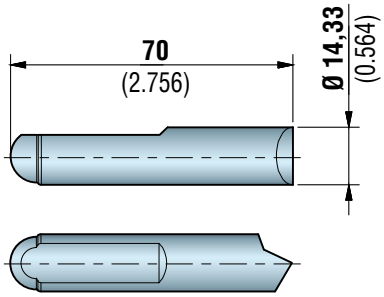

	Rotazione antioraria *Counterclockwise rotation*
	Ø A
080809004	42,3 (1.665)

	Rotazione oraria *Clockwise rotation*
	Ø A
080809005	42,3 (1.665)

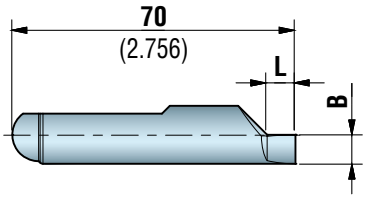

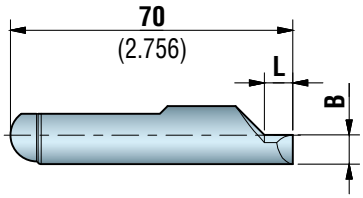

	Rotazione antioraria *Counterclockwise rotation*		
	Ø A	B	L
***090909219**	19 (0.748)	2.7 (0.106)	5 (0.197)
***090909220**	20 (0.787)	3.2 (0.126)	5 (0.197)
090909221	21 (0.827)	3.7 (0.146)	7 (0.276)
090909222	22 (0.866)	4.2 (0.165)	7 (0.276)
090909223	23 (0.906)	4.7 (0.185)	7 (0.276)
090909224	24 (0.945)	5.2 (0.205)	7 (0.276)
090909225	25 (0.984)	5.7 (0.224)	7 (0.276)
090909226	26 (1.024)	6.2 (0.244)	7 (0.276)
090909227	27 (1.063)	6.7 (0.264)	7 (0.276)
090909228	28 (1.102)	7.2 (0.283)	7 (0.276)
090909229	29 (1.142)	7.7 (0.303)	7 (0.276)
090909230	30 (1.181)	8.2 (0.323)	7 (0.276)
090909231	31 (1.220)	8.7 (0.343)	7 (0.276)
090909232	32 (1.260)	9.2 (0.362)	7 (0.276)
090909233	33 (1.299)	9.7 (0.382)	7 (0.276)
090909234	34 (1.339)	10.2 (0.402)	7 (0.276)
090909235	35 (1.378)	10.7 (0.421)	7 (0.276)
090909236	36 (1.417)	11.2 (0.441)	7 (0.276)

***Attenzione:**
Per queste misure interpellare il nostro ufficio tecnico

**** Warning:***
For these dimensions contact our technical department

	Rotazione oraria *Clockwise rotation*		
	Ø A	B	L
***090909319**	19 (0.748)	2.7 (0.106)	5 (0.197)
***090909320**	20 (0.787)	3.2 (0.126)	5 (0.197)
090909321	21 (0.827)	3.7 (0.146)	7 (0.276)
090909322	22 (0.866)	4.2 (0.165)	7 (0.276)
090909323	23 (0.906)	4.7 (0.185)	7 (0.276)
090909324	24 (0.945)	5.2 (0.205)	7 (0.276)
090909325	25 (0.984)	5.7 (0.224)	7 (0.276)
090909326	26 (1.024)	6.2 (0.244)	7 (0.276)
090909327	27 (1.063)	6.7 (0.264)	7 (0.276)
090909328	28 (1.102)	7.2 (0.283)	7 (0.276)
090909329	29 (1.142)	7.7 (0.303)	7 (0.276)
090909330	30 (1.181)	8.2 (0.323)	7 (0.276)
090909331	31 (1.220)	8.7 (0.343)	7 (0.276)
090909332	32 (1.260)	9.2 (0.362)	7 (0.276)
090909333	33 (1.299)	9.7 (0.382)	7 (0.276)
090909334	34 (1.339)	10.2 (0.402)	7 (0.276)
090909335	35 (1.378)	10.7 (0.421)	7 (0.276)
090909336	36 (1.417)	11.2 (0.441)	7 (0.276)

ARTIGLI IN METALLO DURO ROTAZIONE ORARIA
HARD METAL DRIVING PINS CLOCKWISE ROTATION

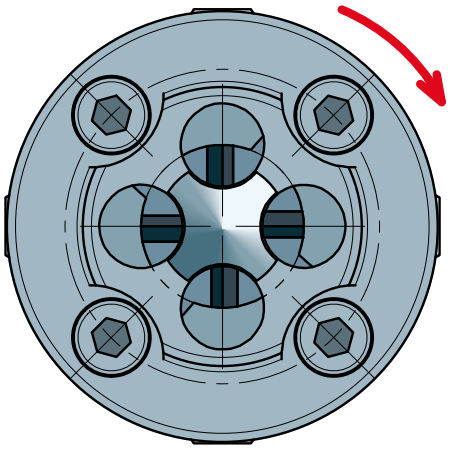

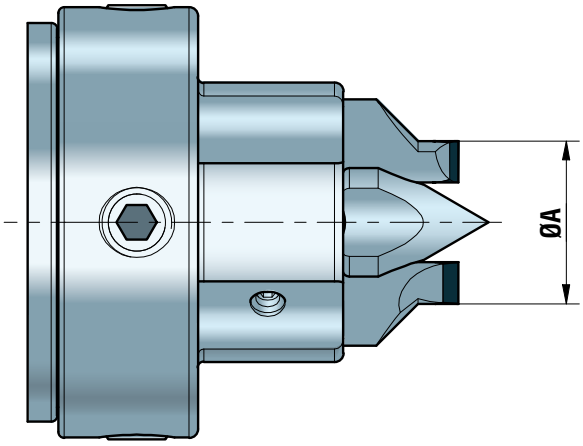

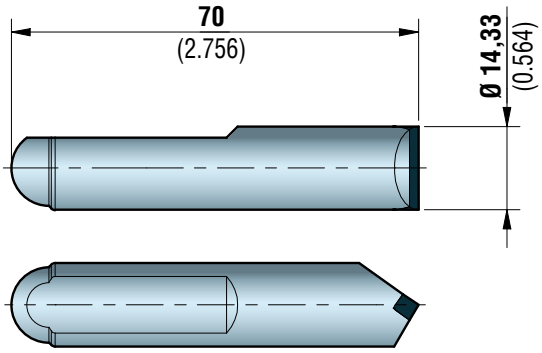

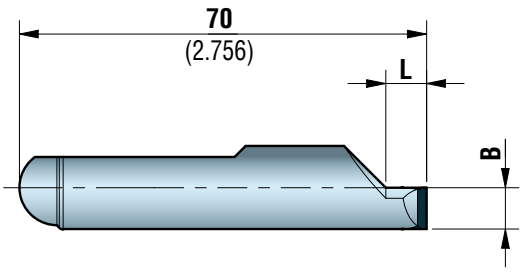

Disponibile su richiesta
Available on request

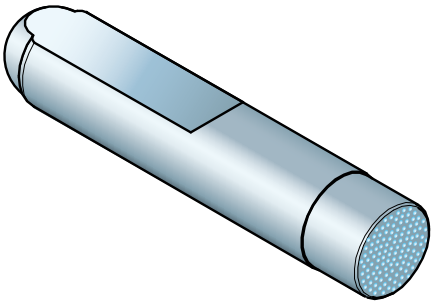

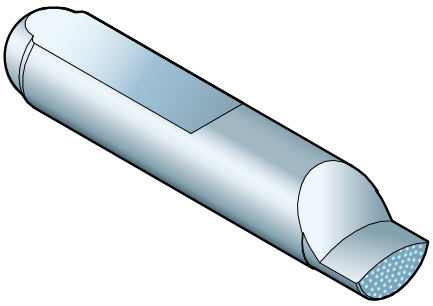

ARTIGLI CON ELETTRODEPOSITO IN DIAMANTE
DISPONIBILI SU RICHIESTA
DRIVING PINS WITH WITH ELECTROPLATED DIAMOND
AVAILABLE ON REQUEST

TRASCINATORE FRONTALE 45/120 AD AZIONAMENTO IDRAULICO, PER TORNITURA, VERSIONE FLANGIATA
FACE DRIVER 45/120 OPERATED BY HYDRAULIC CYLINDER, FOR TURNING, FLANGED VERSION

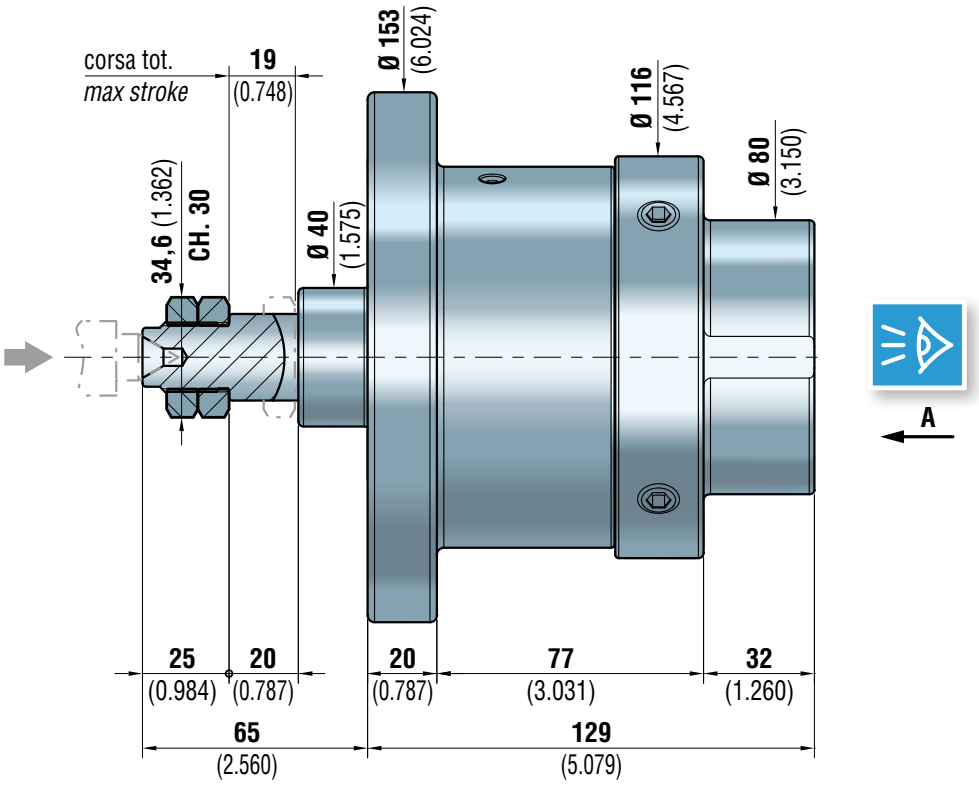

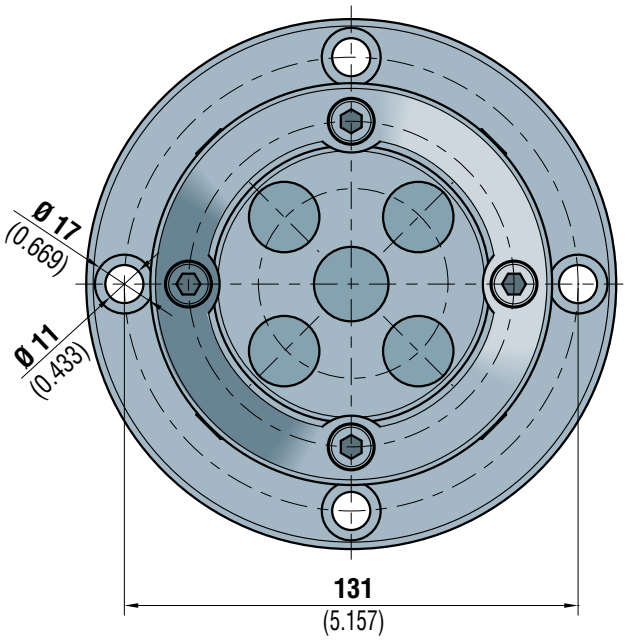

VISTA A
VIEW A

070760044A

PUNTA CENTRALE
CENTER POINT

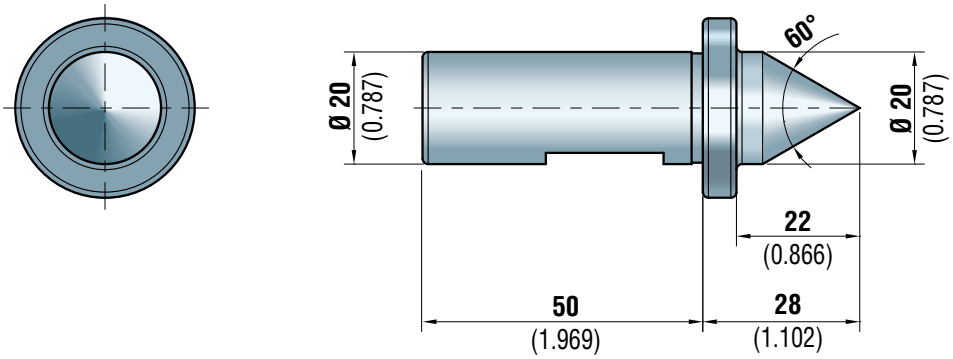

	per centri o fori / *for centers or holes*	
	dal / *from* Ø	al / *to the* Ø
072920104	1 (0.039)	19,5 (0.768)

PUNTE CENTRALI A CAPRUGGINE
CENTER POINTS WITH SLOTS

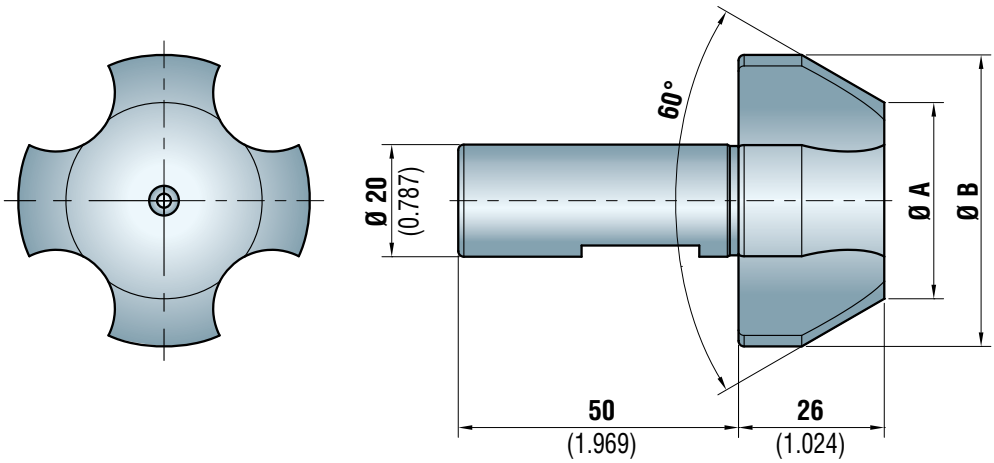

	Dimensioni PUNTE CENTRALI A CAPRUGGINE *CENTER POINTS with SLOTS dimensions*		Per centri o fori *For centers or holes*	
	Ø A	Ø B	dal / *from* Ø	al / *to the* Ø
171713031	15 (0.591)	32 (1.260)	18 (0.709)	31 (1.220)
171713032	25 (0984)	42 (1.654)	28 (1.102)	41 (1.614)
171713033	35 (1.378)	52 (2.047)	38 (1.496)	51 (2.008)
171713034	45 (1.772)	62 (2.441)	48 (1.890)	61 (2.402)
171713035	55 (2.165)	72 (2.835)	58 (2.283)	71 (2.795)

ARTIGLI
DRIVING PINS

ROTAZIONE ANTIORARIA
Counterclockwise rotation

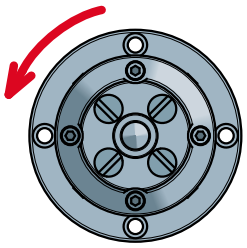

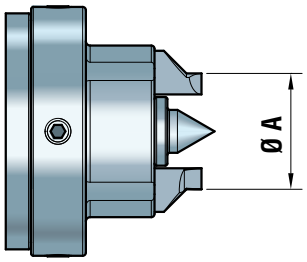

ROTAZIONE ORARIA
Clockwise rotation

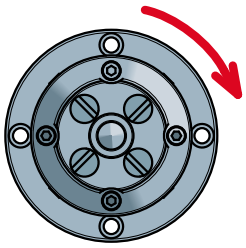

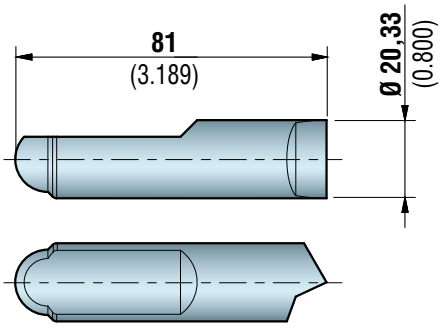

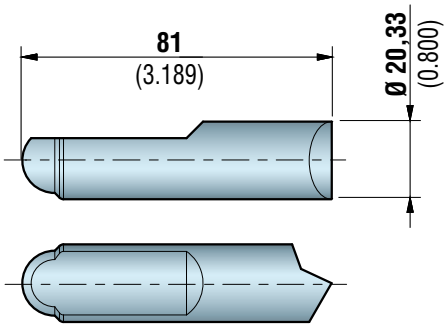

	Rotazione antioraria *Counterclockwise rotation*
	Ø A
080845017	75,1 (2.957)

	Rotazione oraria *Clockwise rotation*
	Ø A
080845016	75,1 (2.957)

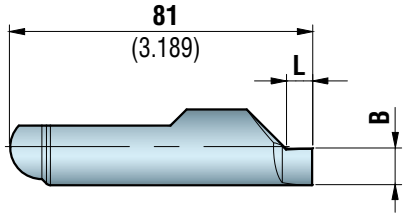

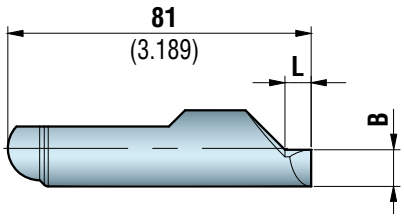

	Rotazione antioraria *Counterclockwise rotation*		
	Ø A	B	L
090945444	44 (1.732)	4.8 (0.189)	7(0.276)
090945445	45 (1.772)	5.3 (0.209)	7(0.276)
090945446	46 (1.811)	5.8 (0.228)	7(0.276)
090945447	47 (1.850)	6.3 (0.248)	7(0.276)
090945448	48 (1.890)	6.8 (0.268)	7(0.276)
090945449	49 (1.929)	7.3 (0.287)	7(0.276)
090945450	50 (1.969)	7.8 (0.307)	7(0.276)
090945451	51 (2.008)	8.3 (0.327)	7(0.276)
090945452	52 (2.047)	8.8 (0.346)	7(0.276)
090945453	53 (2.087)	9.3 (0.366)	7(0.276)
090945454	54 (2.126)	9.8 (0.386)	7(0.276)
090945455	55 (2.165)	10.3 (0.406)	7(0.276)
090945456	56 (2.205)	10.8 (0.425)	7(0.276)
090945457	57 (2.244)	11.3 (0.445)	7(0.276)
090945458	58 (2.283)	11.8 (0.465)	7(0.276)
090945459	59 (2.323)	12.3 (0.484)	7(0.276)
090945460	60 (2.362)	12.8 (0.504)	7(0.276)
090945461	61 (2.402)	13.3 (0.524)	7(0.276)
090945462	62 (2.441)	13.8 (0.543)	7(0.276)
090945463	63 (2.480)	14.3 (0.563)	7(0.276)
090945464	64 (2.520)	14.8 (0.583)	7(0.276)
090945465	65 (2.559)	15.3 (0.602)	7(0.276)

	Rotazione oraria *Clockwise rotation*		
	Ø A	B	L
090945544	44 (1.732)	4.8 (0.189)	7(0.276)
090945545	45 (1.772)	5.3 (0.209)	7(0.276)
090945546	46 (1.811)	5.8 (0.228)	7(0.276)
090945547	47 (1.850)	6.3 (0.248)	7(0.276)
090945548	48 (1.890)	6.8 (0.268)	7(0.276)
090945549	49 (1.929)	7.3 (0.287)	7(0.276)
090945550	50 (1.969)	7.8 (0.307)	7(0.276)
090945551	51 (2.008)	8.3 (0.327)	7(0.276)
090945552	52 (2.047)	8.8 (0.346)	7(0.276)
090945553	53 (2.087)	9.3 (0.366)	7(0.276)
090945554	54 (2.126)	9.8 (0.386)	7(0.276)
090945555	55 (2.165)	10.3 (0.406)	7(0.276)
090945556	56 (2.205)	10.8 (0.425)	7(0.276)
090945557	57 (2.244)	11.3 (0.445)	7(0.276)
090945558	58 (2.283)	11.8 (0.465)	7(0.276)
090945559	59 (2.323)	12.3 (0.484)	7(0.276)
090945560	60 (2.362)	12.8 (0.504)	7(0.276)
090945561	61 (2.402)	13.3 (0.524)	7(0.276)
090945562	62 (2.441)	13.8 (0.543)	7(0.276)
090945563	63 (2.480)	14.3 (0.563)	7(0.276)
090945564	64 (2.520)	14.8 (0.583)	7(0.276)
090945565	65 (2.559)	15.3 (0.602)	7(0.276)

ARTIGLI IN METALLO DURO ROTAZIONE ORARIA
HARD METAL DRIVING PINS CLOCKWISE ROTATION

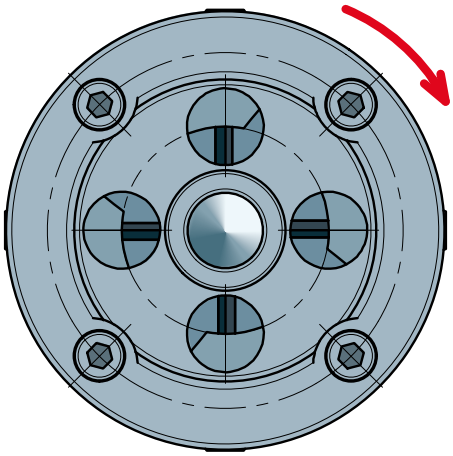

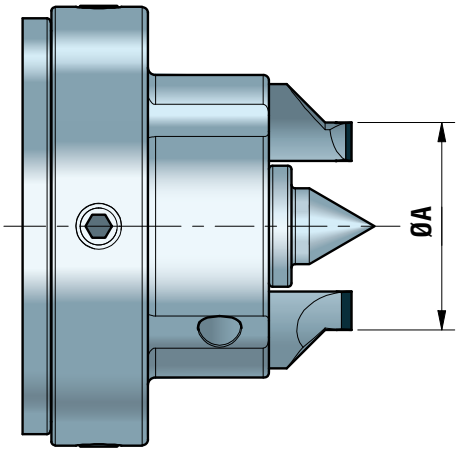

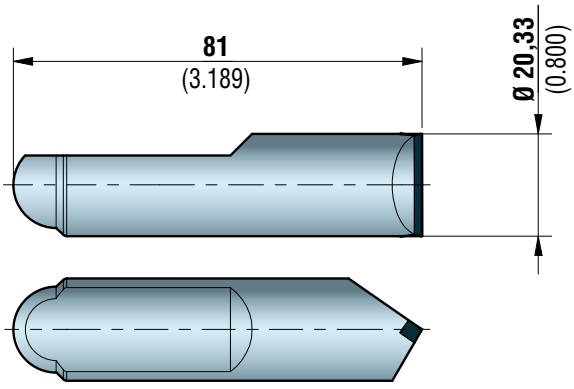

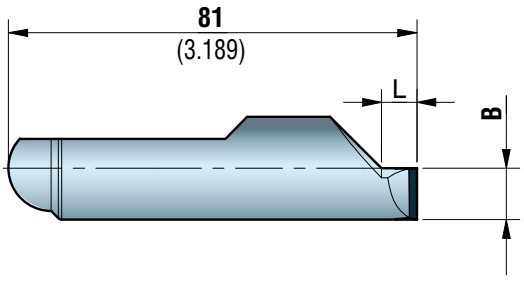

Disponibile su richiesta
Available on request

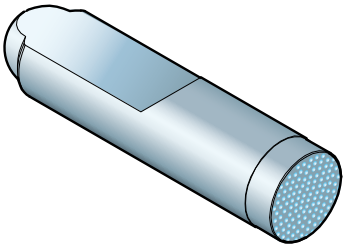

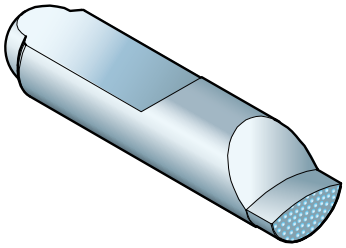

ARTIGLI CON ELETTRODEPOSITO IN DIAMANTE
DISPONIBILI SU RICHIESTA
DRIVING PINS WITH WITH ELECTROPLATED DIAMOND
AVAILABLE ON REQUEST

TRASCINATORE FRONTALE 100/220 AD AZIONAMENTO IDRAULICO, PER TORNITURA, VERSIONE FLANGIATA

FACE DRIVER 100/220 OPERATED BY HYDRAULIC CYLINDER, FOR TURNING, FLANGED VERSION

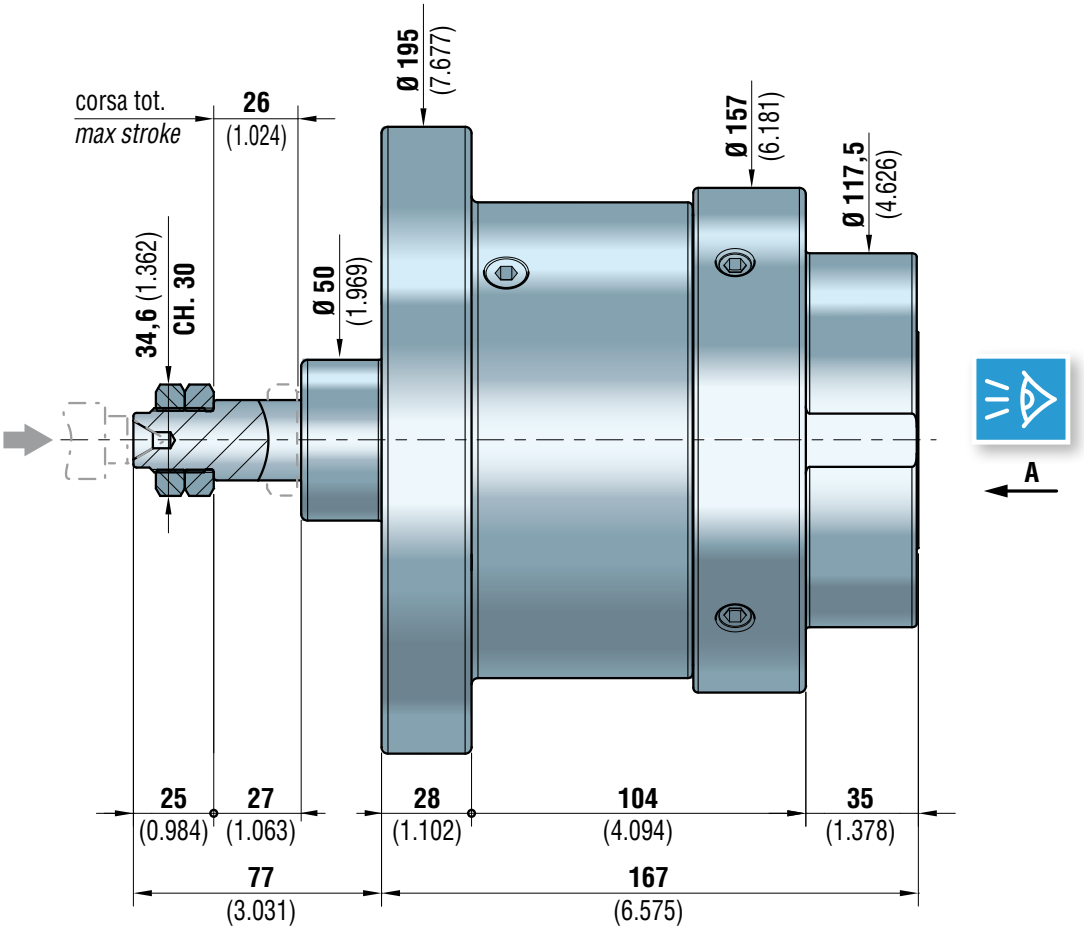

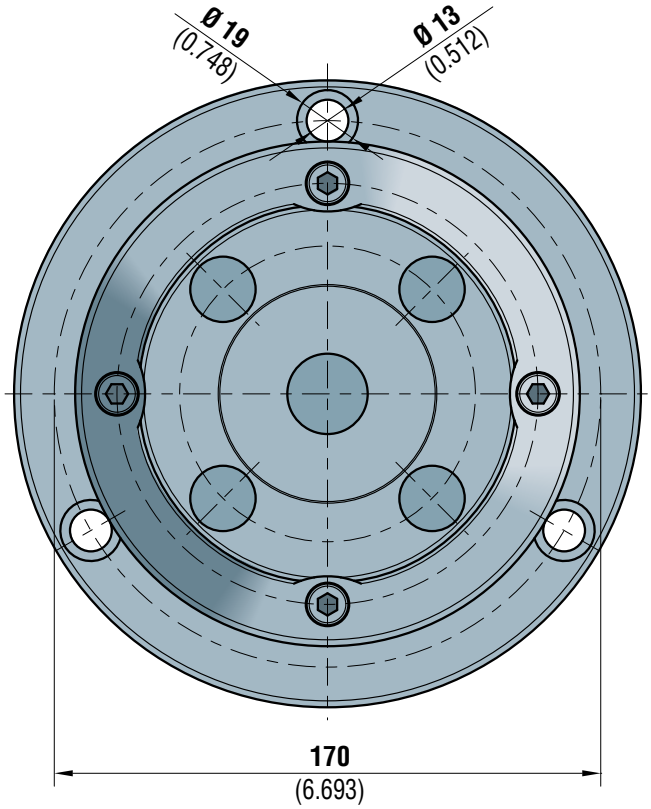

VISTA A
VIEW A

070760046A

PUNTA CENTRALE
CENTER POINT

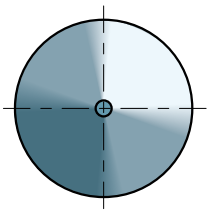

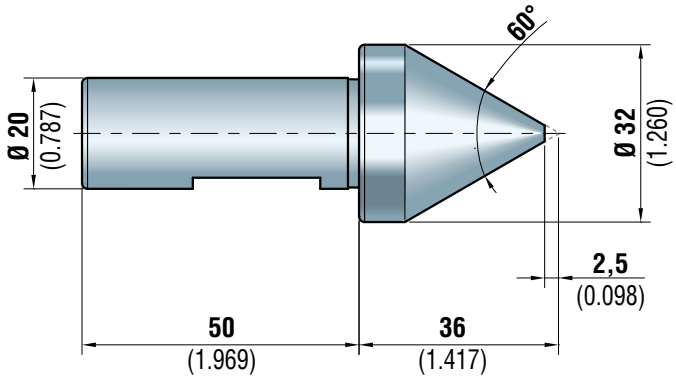

	per centri o fori / *for centers or holes*	
	dal / *from* Ø	al / *to the* Ø
072102765	4 (0.157)	31,5 (1.240)

PUNTE CENTRALI A CAPRUGGINE
CENTER POINTS WITH SLOTS

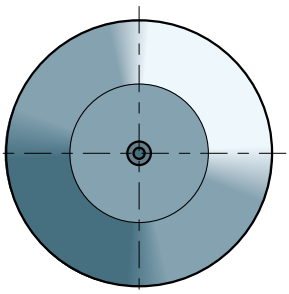

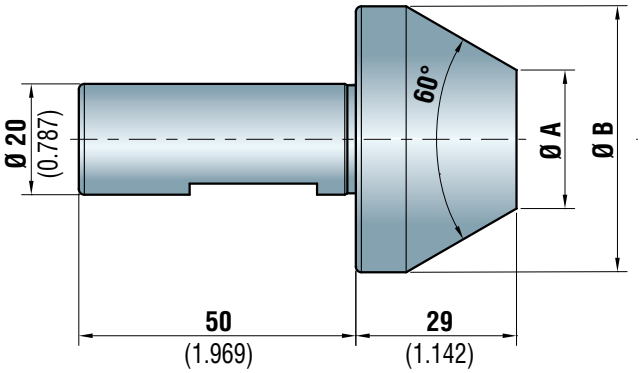

	Dimensioni PUNTE CENTRALI A CAPRUGGINE *CENTER POINTS with SLOTS dimensions*		Per centri o fori *For centers or holes*	
	Ø A	Ø B	dal / *from* Ø	al / *to the* Ø
171714019	25 (0.984)	48 (1.890)	28 (1.102)	47 (1.850)
171714020	42 (1.654)	65 (2.559)	45 (1.772)	64 (2.520)
171714021	60 (2.362)	83 (3.268)	63 (2.480)	82 (3.228)
171714022	78 (3.071)	101 (3.976)	81 (3.189)	100 (3.937)

ARTIGLI
DRIVING PINS

ROTAZIONE ANTIORARIA
Counterclockwise rotation

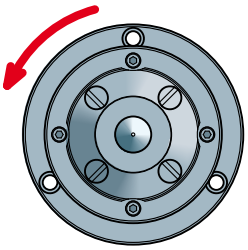

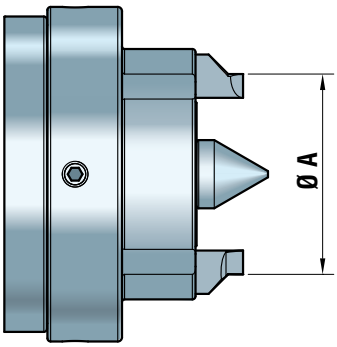

ROTAZIONE ORARIA
Clockwise rotation

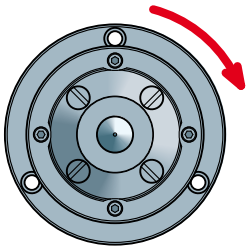

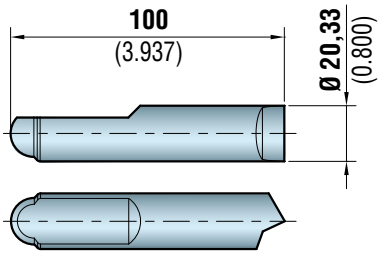

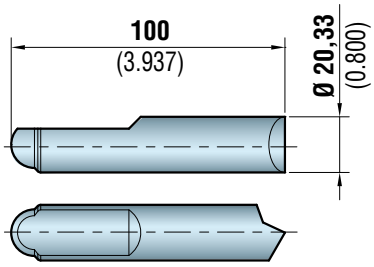

	Rotazione antioraria *Counterclockwise rotation*
	Ø A
080810215	112,3 (4.421)

	Rotazione oraria *Clockwise rotation*
	Ø A
080810214	112,3 (4.421)

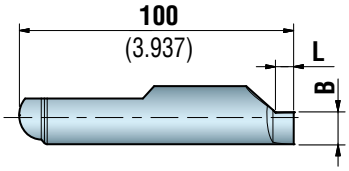

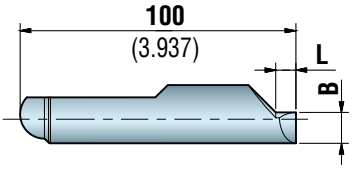

	Rotazione antioraria *Counterclockwise rotation*		
	Ø A	B	L
090909084	84 (3.307)	6.3 (0.248)	7 (0.276)
090909089	89 (3.504)	8.8 (0.346)	7 (0.276)
090909094	94 (3.701)	11.3 (0.445)	7 (0.276)
090909099	99 (3.898)	13.8 (0.543)	7 (0.276)

	Rotazione oraria *Clockwise rotation*		
	Ø A	B	L
090909184	84 (3.307)	6.3 (0.248)	7 (0.276)
090909189	89 (3.504)	8.8 (0.346)	7 (0.276)
090909194	94 (3.701)	11.3 (0.445)	7 (0.276)
090909199	99 (3.898)	13.8 (0.543)	7 (0.276)

ARTIGLI IN METALLO DURO ROTAZIONE ORARIA
HARD METAL DRIVING PINS CLOCKWISE ROTATION

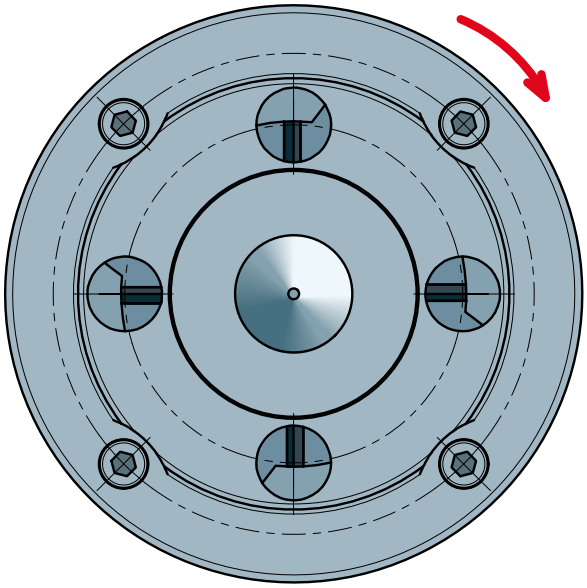

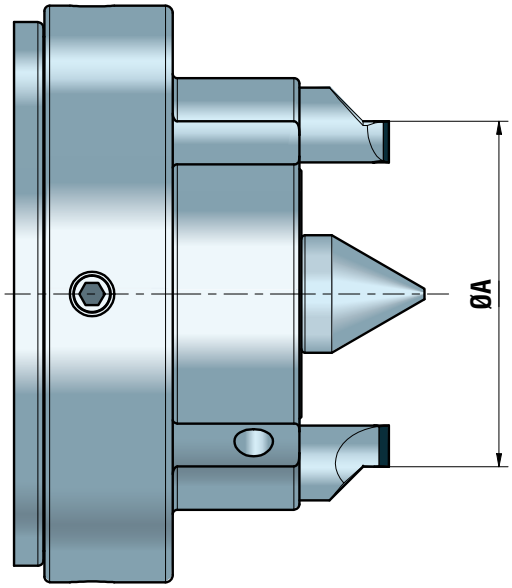

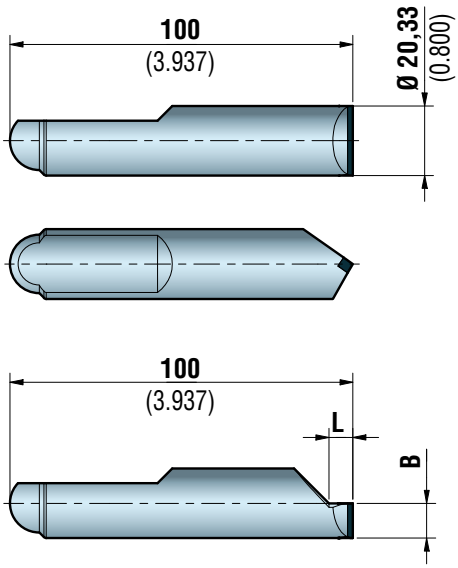

Disponibile su richiesta
Available on request

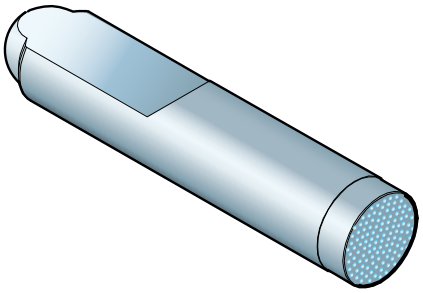

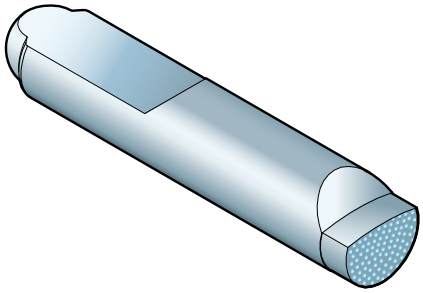

ARTIGLI CON ELETTRODEPOSITO IN DIAMANTE
DISPONIBILI SU RICHIESTA
DRIVING PINS WITH WITH ELECTROPLATED DIAMOND
AVAILABLE ON REQUEST

TRASCINATORE FRONTALE 180/300 AD AZIONAMENTO IDRAULICO, PER TORNITURA, VERSIONE FLANGIATA
FACE DRIVER 180/300 OPERATED BY HYDRAULIC CYLINDER, FOR TURNING, FLANGED VERSION

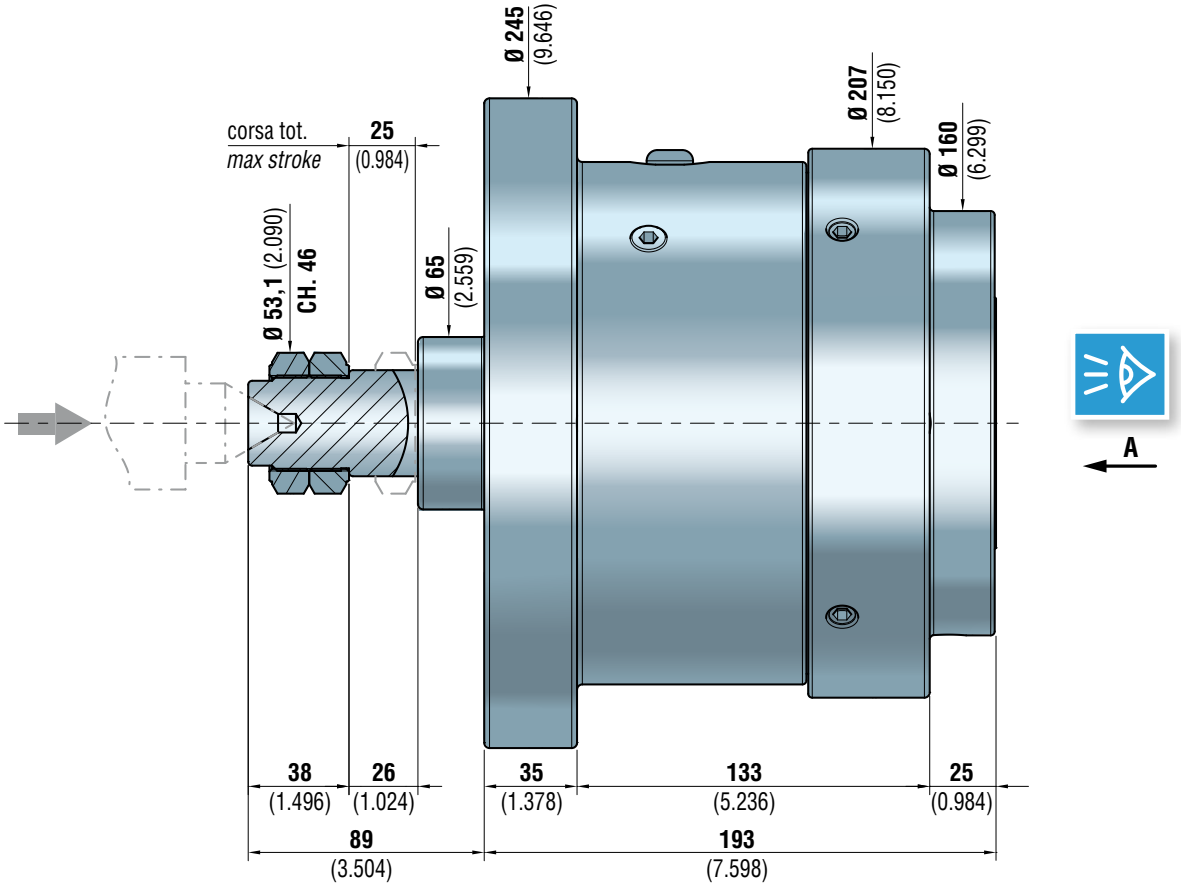

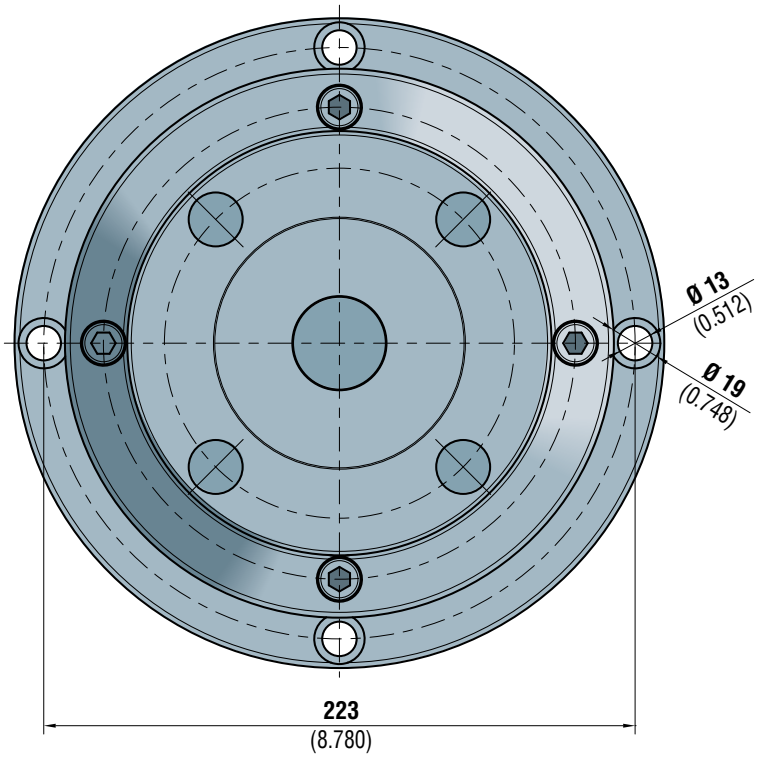

VISTA A
VIEW A

070760051A

PUNTA CENTRALE
CENTER POINT

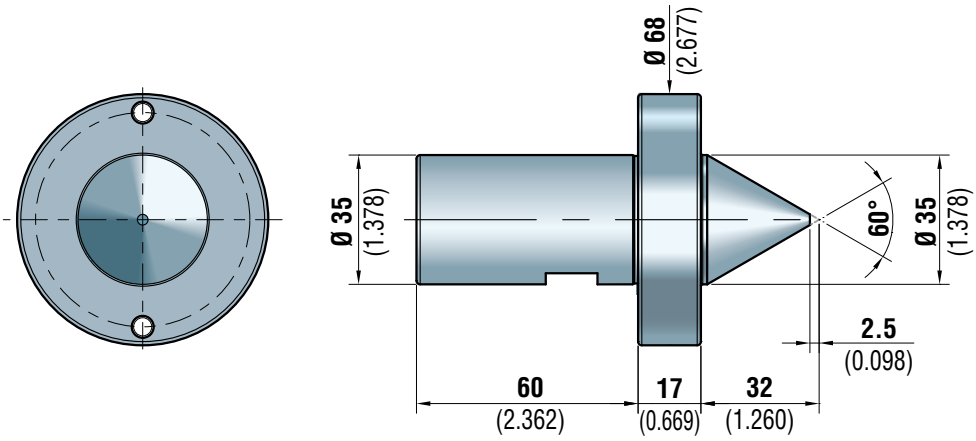

	per centri o fori / *for centers or holes*	
	dal / *from* Ø	al / *to the* Ø
072102763	4 (0.157)	34,5 (1.358)

PUNTA CENTRALE A CAPRUGGINE
CENTER POINT WITH SLOT

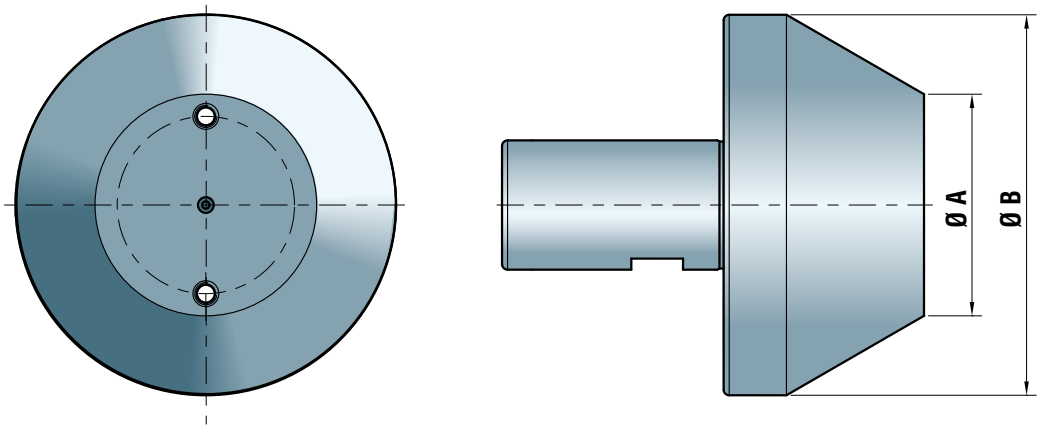

Disponibile su richiesta
Available on request

ARTIGLI
DRIVING PINS

ROTAZIONE ANTIORARIA
Counterclockwise rotation

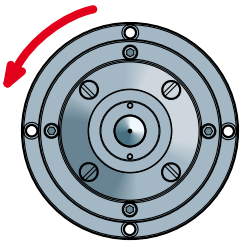

ROTAZIONE ORARIA
Clockwise rotation

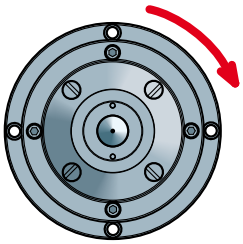

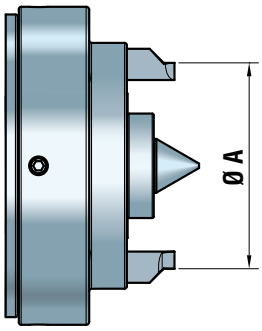

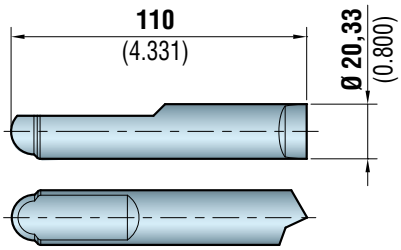

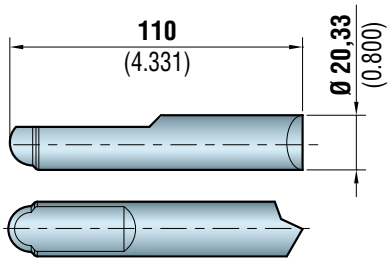

	Rotazione antioraria *Counterclockwise rotation*
	Ø A
080810212	152,3 (5.996)

	Rotazione oraria *Clockwise rotation*
	Ø A
080810213	152,3 (5.996)

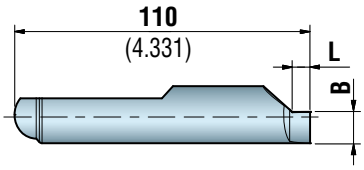

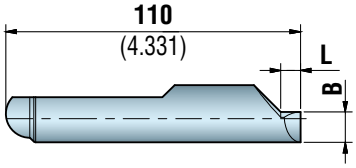

	Rotazione antioraria *Counterclockwise rotation*		
	Ø A	B	L
090900084	124 (4.882)	6.2 (0.244)	7 (0.276)
090900089	129 (5.079)	8.7 (0.343)	7 (0.276)
090900094	134 (5.276)	11.2 (0.441)	7 (0.276)
090900099	139 (5.472)	13.7 (0.539)	7 (0.276)

	Rotazione oraria *Clockwise rotation*		
	Ø A	B	L
090901084	124 (4.882)	6.2 (0.244)	7 (0.276)
090901089	129 (5.079)	8.7 (0.343)	7 (0.276)
090901094	134 (5.276)	11.2 (0.441)	7 (0.276)
090901099	139 (5.472)	13.7 (0.539)	7 (0.276)

ARTIGLI IN METALLO DURO ROTAZIONE ORARIA
HARD METAL DRIVING PINS CLOCKWISE ROTATION

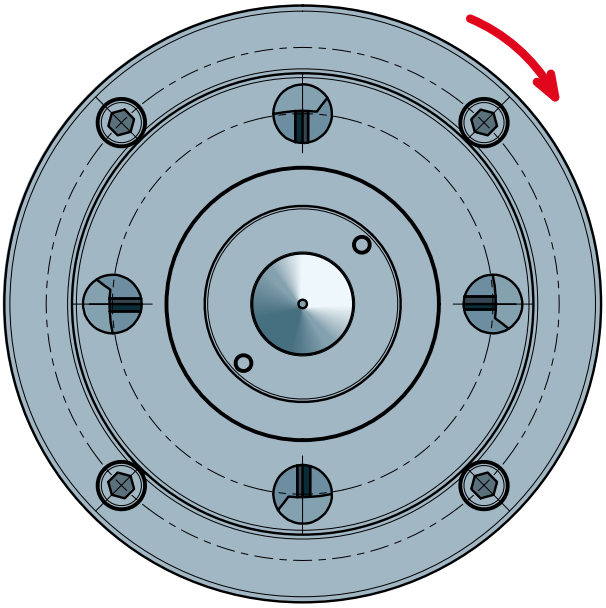

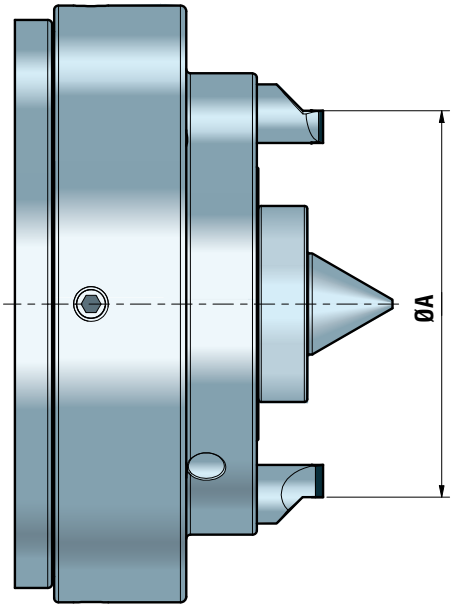

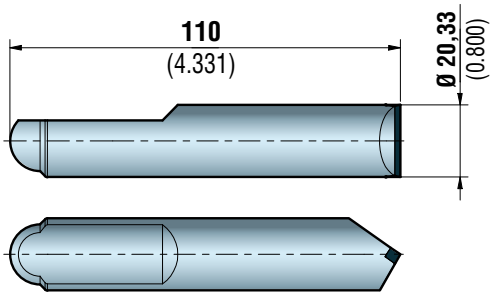

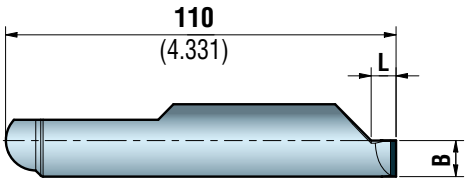

Disponibile su richiesta
Available on request

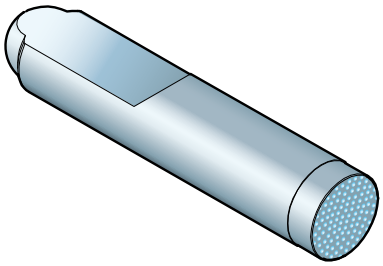

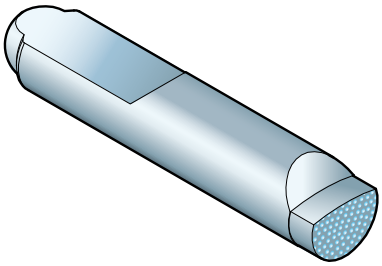

ARTIGLI CON ELETTRODEPOSITO IN DIAMANTE
DISPONIBILI SU RICHIESTA
DRIVING PINS WITH WITH ELECTROPLATED DIAMOND
AVAILABLE ON REQUEST

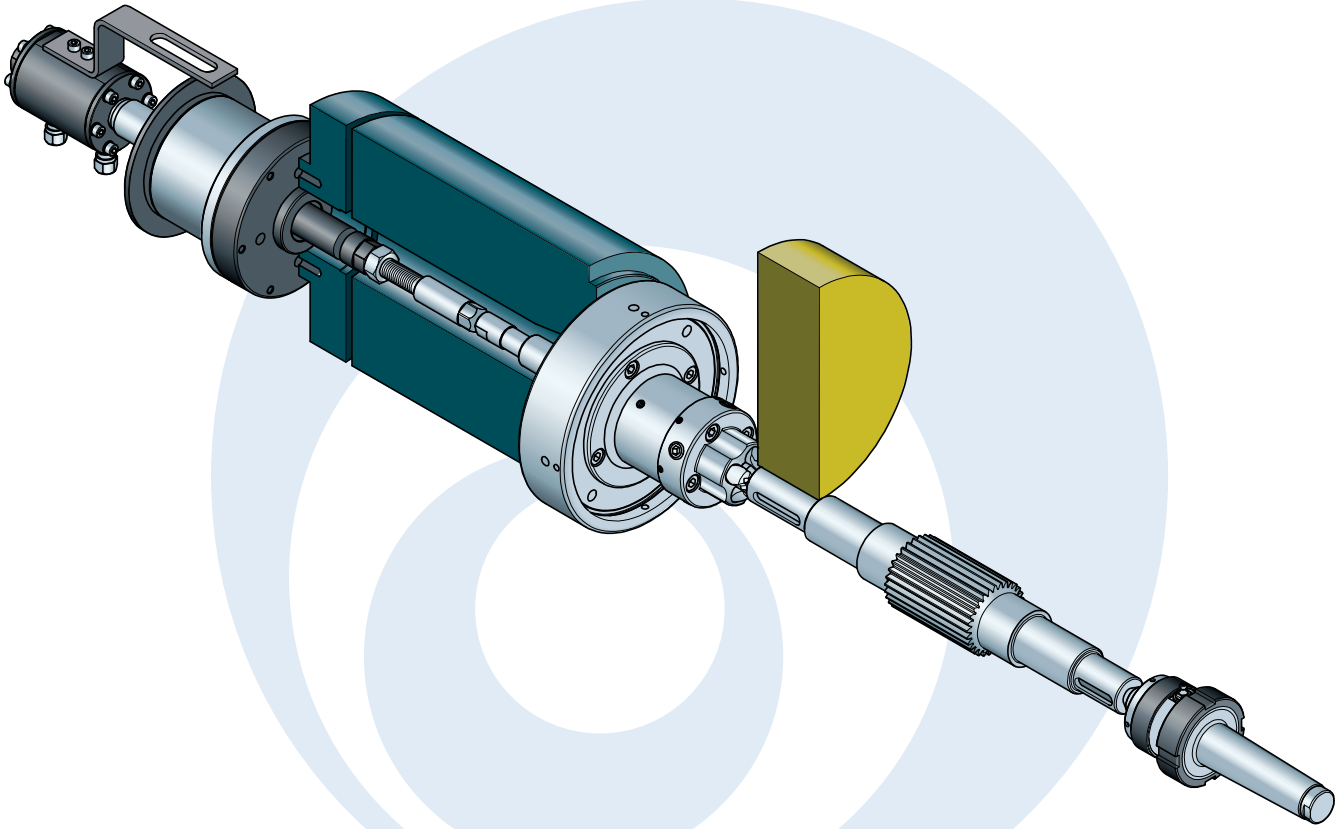

INDICE / *CONTENTS*

TRASCINATORI PER RETTIFICA
FACE DRIVER FOR GRINDING 84

ISTRUZIONI PER LA SCELTA DEI PARAMETRI DI CARICO ASSIALE SU CONTROPUNTE E TRASCINATORI
INSTRUCTIONS FOR SELECTING AXIAL LOAD PARAMETERS ON LIVE CENTERS ANDFACE DRIVERS 85

TRASCINATORE FRONTALE 7/25 PER RETTIFICA, A PUNTA INTEGRALE, VERSIONE FLANGIATA
FACE DRIVER 7/25 FOR GRINDING, WITH INTEGRAL CENTER POINT, FLANGED VERSION 86

TRASCINATORE FRONTALE 7/25 PER RETTIFICA, A PUNTA INTEGRALE, VERSIONE CONO MORSE
FACE DRIVER 7/25 FOR GRINDING, WITH INTEGRAL CENTER POINT, MORSE TAPER VERSION 87

TESTINA PORTA ARTIGLI PER TRASCINATORE 7/25
DRIVING PINS FACE PLATE FOR FACE DRIVER 7/25 88

ARTIGLI IN METALLO DURO PER TRASCINATORE 7/25
HARD METAL DRIVING PINS FOR FACE DRIVER 7/25 89

TRASCINATORE FRONTALE 12/70 PER RETTIFICA, A PUNTA INTEGRALE, VERSIONE FLANGIATA
FACE DRIVER 12/70 FOR GRINDING, WITH INTEGRAL CENTER POINT, FLANGED VERSION 90

TRASCINATORE FRONTALE 12/70 PER RETTIFICA, A PUNTA INTEGRALE, VERSIONE CONO MORSE
FACE DRIVER 12/70 FOR GRINDING, WITH INTEGRAL CENTER POINT, MORSE TAPER VERSION 91

TESTINE PORTA ARTIGLI PER TRASCINATORE 12/70
DRIVING PINS FACE PLATES FOR FACE DRIVER 12/70 92

ARTIGLI IN METALLO DURO PER TRASCINATORE 12/70
HARD METAL DRIVING PINS FOR FACE DRIVER 12/70 93

TRASCINATORE FRONTALE 12/70 PER RETTIFICA, VERSIONE FLANGIATA
FACE DRIVER 12/70 FOR GRINDING, FLANGED VERSION 94

TRASCINATORE FRONTALE 12/70 PER RETTIFICA, VERSIONE CONO MORSE
FACE DRIVER 12/70 FOR GRINDING, MORSE TAPER VERSION 95

TESTINA PORTA ARTIGLI E PUNTE CENTRALI PER TRASCINATORE 12/70
DRIVING PINS FACE PLATE AND CENTER POINTS FOR FACE DRIVER 12/70 96

ARTIGLI IN METALLO DURO PER TRASCINATORE 12/70
HARD METAL DRIVING PINS FOR FACE DRIVER 12/70 97

TRASCINATORE FRONTALE 15/75 PER RETTIFICA, VERSIONE FLANGIATA
FACE DRIVER 15/75 FOR GRINDING, FLANGED VERSION 98

TRASCINATORE FRONTALE 15/75 PER RETTIFICA, VERSIONE CONO MORSE
FACE DRIVER 15/75 FOR GRINDING, MORSE TAPER VERSION 99

TESTINA PORTA ARTIGLI E PUNTE CENTRALI PER TRASCINATORE 15/75
DRIVING PINS FACE PLATE AND CENTER POINTS FOR FACE DRIVER 15/75 100

ARTIGLI IN METALLO DURO PER TRASCINATORE 15/75
HARD METAL DRIVING PINS FOR FACE DRIVER 15/75 101

TRASCINATORE FRONTALE 20/80 PER RETTIFICA, VERSIONE FLANGIATA
FACE DRIVER 20/80 FOR GRINDING, FLANGED VERSION 102

TRASCINATORE FRONTALE 20/80 PER RETTIFICA, VERSIONE CONO MORSE
FACE DRIVER 20/80 FOR GRINDING, MORSE TAPER VERSION 103

TESTINA PORTA ARTIGLI E PUNTE CENTRALI PER TRASCINATORE 20/80
DRIVING PINS FACE PLATE AND CENTER POINTS FOR FACE DRIVER 20/80 104

ARTIGLI IN METALLO DURO PER TRASCINATORE 20/80
HARD METAL DRIVING PINS FOR FACE DRIVER 20/80 105

TRASCINATORE FRONTALE 20/100 PER RETTIFICA, VERSIONE FLANGIATA
FACE DRIVER 20/100 FOR GRINDING, FLANGED VERSION 106

TRASCINATORE FRONTALE 20/100 PER RETTIFICA, VERSIONE CONO MORSE
F*ACE DRIVER 20/100 FOR GRINDING, MORSE TAPER VERSION* 107

TESTINA PORTA ARTIGLI E PUNTE CENTRALI PER TRASCINATORE 20/100
DRIVING PINS FACE PLATE AND CENTER POINTS FOR FACE DRIVER 20/100 108

ARTIGLI IN METALLO PER TRASCINATORE 20/100
HARD METAL DRIVING PINS FOR FACE DRIVER 20/100 109

TRASCINATORE FRONTALE 45/150 PER RETTIFICA, VERSIONE FLANGIATA
FACE DRIVER 45/150 FOR GRINDING, FLANGED VERSION 110

TRASCINATORE FRONTALE 45/150 PER RETTIFICA, VERSIONE CONO MORSE
FACE DRIVER 45/150 FOR GRINDING, MORSE TAPER VERSION 111

TESTINA PORTA ARTIGLI E PUNTE CENTRALI PER TRASCINATORE 45/150
DRIVING PINS FACE PLATE AND CENTER POINTS FOR FACE DRIVER 45/150 112

ARTIGLI IN METALLO DURO PER TRASCINATORE 45/150
HARD METAL DRIVING PINS FOR FACE DRIVER 45/150 113

TRASCINATORE FRONTALE 100/300 PER RETTIFICA, VERSIONE FLANGIATA
FACE DRIVER 100/300 FOR GRINDING, FLANGED VERSION 114

ARTIGLI IN METALLO DURO E PUNTE CENTRALI PER TRASCINATORE 100/300
HARD METAL DRIVING PINS AND CENTER POINTS FOR FACE DRIVER 100/300 115

TRASCINATORE FRONTALE 180/400 PER RETTIFICA, VERSIONE FLANGIATA
FACE DRIVER 180/400 FOR GRINDING, FLANGED VERSION 116

ARTIGLI IN METALLO DURO E PUNTE CENTRALI PER TRASCINATORE 180/400
HARD METAL DRIVING PINS AND CENTER POINTS FOR FACE DRIVER 180/400 117

CILINDRO IDRAULICO - PNEUMATICO
HYDRAULIC - PNEUMATIC CYLINDER 118

SPINTORE E STAFFA DI SUPPORTO MICRO DI PROSSIMITÀ PER CILINDRO IDRAULICO-PNEUMATICO
PUSHER AND BRACKET SUPPORT MICRO FOR HYDRAULIC - PNEUMATIC CYLINDER 119

TRASCINATORI PER RETTIFICA
FACE DRIVER FOR GRINDING

Con questa gamma di trascinatori, per trainare alberi temprati fino ad HRC 63 e alberi non temprati, siamo convinti di soddisfare qualsiasi esigenza tecnica proposta.
Il trascinatore ha all'interno un sistema autocompensazione degli artigli molto sensibile che gli permette di avere un'altissima capacità di traino e un'estrema precisione di concentricità ottenibile sul pezzo da rettificare.
Per esempio, per rettificare un albero da diametro 5 mm a diametro 7 mm ipotizzando un contatto di fascia mola di 40 mm, sono sufficienti 70 kg di spinta assiale dal lato della contropunta rotante (anche questa da noi fornita per poter ottenere una rotondità dell'albero entro 0,0015 mm).

With this range of face drivers, for driving hardened shafts of up to HRC 63 and non-hardened shafts too, we are convinced to satisfy any proposed technical requirement.
The face driver has integrated a highly sensitive self-compensation system of the driving pins that allows it to have a very high driving capacity and an extreme precision of concentricity obtainable on the workpieces to be ground.
For example, for grind a shaft from diameter 5 mm to diameter 7 mm, assuming a contact wheel of 40 mm, 70 kg of axial thrust on the side of the live center are sufficient (also supplied by us in order to obtain a shaft roundness within 0,0015 mm).

ALBERO DI CENTRAGGIO
CENTERING SHAFT

012920001

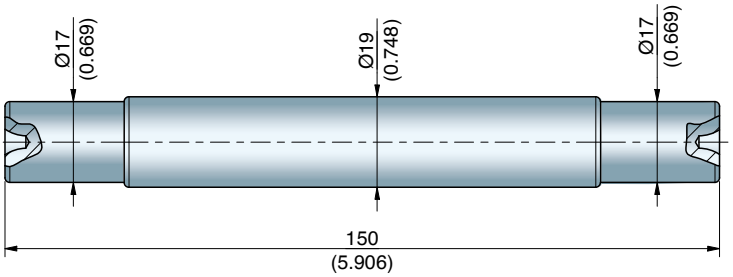

ISTRUZIONI PER IL CENTRAGGIO DELLA TESTINA PORTA ARTIGLI MEDIANTE L'ALBERO DI CENTRAGGIO
INSTRUCTIONS FOR CENTERING THE DRIVING PIN WASHER BY MEANS OF THE CENTERING SHAFT

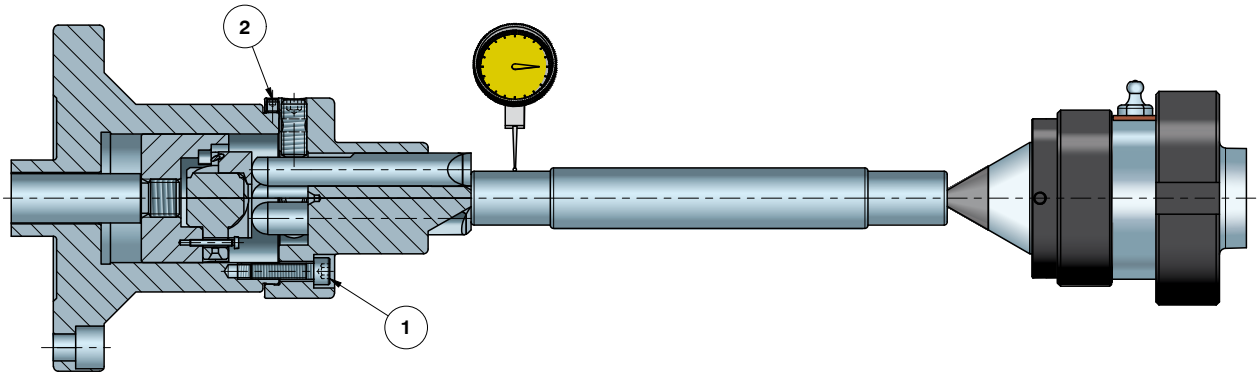

L'albero di centraggio serve per centrare la punta centrale del trascinatore entro i 0,002 mm.
Inserire l'albero di centraggio fra trascinatore e contropunta nelle stesse identiche condizioni di carico assiale del pezzo da lavorare.
Allentare quindi leggermente con una chiave a brugola le viti pos.1 (vedi figura).
Posizionare il comparatore millesimale sull'albero dal lato trascinatore e utilizzando i grani pos. 2, centrare l'albero.
Ottenuta la centratura desiderata, lasciando in appoggio i grani, riserrare le viti pos. 1.

The centering shaft is used to center the face driver's centre point within 0,002 mm.
Putting the centering shaft between face driver and live center in the same axial load conditions as those of piece to be machined.
Then use an allen wrench to slightly unloose the screws pos. 1 (see picture).
Position the micrometer-comparator on the face driver side of the centering shaft and center the shaft by means of the dowels pos.2.
Once obtained centering required, leaving the dowels resting and tighten the screw pos.1.

ISTRUZIONI PER LA SCELTA DEI PARAMETRI DI CARICO ASSIALE SU CONTROPUNTE E TRASCINATORI
INSTRUCTIONS FOR SELECTING AXIAL LOAD PARAMETERS ON LIVE CENTERS AND FACE DRIVERS

PER ALBERI FOR SHAFTS		SPINTA ASSIALE MINIMA *MINIMUM AXIAL THRUST* (Per contatti mola di circa 40 mm) *(For grinding wheel contacts about 40 mm)*		SPINTA ASSIALE MASSIMA *MAXIMUM AXIAL THRUST* (Per contatti mola di circa 80 mm) *(For grinding wheel contacts about 80 mm)*	
		Sugli artigli *On the driving pins*	Sulla contropunta *On the live center*	Sugli artigli *On the driving pins*	Sulla contropunta *On the live center*
Dal Ø / *From Ø*	**Al Ø / *To Ø***	**Kg (Lbs)**	**Kg (Lbs)**	**Kg (Lbs)**	**Kg (Lbs)**
5 (0.197)	**9 (0.354)**	56 (123)	70 (154)	88 (194)	110 (243)
10 (0.394)	**15 (0.591)**	72 (159)	90 (198)	120 (265)	150 (331)
16 (0.630)	**30 (1.181)**	80 (176)	100 (220)	160 (353)	200 (441)
31 (1.220)	**50 (1.969)**	120 (265)	150 (331)	200 (441)	250 (551)
51 (2.008)	**100 (3.937)**	176 (388)	220 (485)	240 (529)	300 (661)

N.B. I suddetti valori sono comunque indicativi e variabili in considerazione della fascia di contatto mola, del tipo di materiale da lavorare e dalla tipologia di pezzo.
Per avere dei valori esatti ed ulteriori informazioni potete contattarci.

N.B. The above values are indicative and variables considering the tread of the wheel, the type of material to be machined and the type of workpiece. For exact values and further information you can contact us.

VERIFICA DELLE SPINTE ASSIALI
AXIAL THRUST CHECK

Evitare assolutamente, dopo aver bloccato il pezzo tra contropunta e trascinatore, di verificare la tenuta del traino tentando di ruotare il pezzo con le mani; questa operazione infatti causa una sicura perdita del tagliente dell'artiglio in metallo duro.

Never, after locking piece between the tailstock and the face driver, check the driving capacity trying to rotate the piece with the hands; this fact leads to a certain loss of sharp in the carbide driving pin.

Se non possedete una cella di carico (vedi la nostra a pag. 133) o un dinamometro per queste verifiche, potrete ottenere i valori di spinta in Kg, moltiplicando l'area del cilindro pneumatico od idraulico, (ottenuta moltiplicando il raggio in cm x raggio x 3,14) per la pressione del cilindro in bar o atmosfere.

FORMULA:
r^2 (in cm) x π x P (in BAR o ATM) = Spinta in Kg.

If you don't have a load cell (see our on page 133) or a dynamometer for these checks, you can obtain thrust values in Kg by multiplying the area of the pneumatic or hydraulic cylinder (obtained by multyplying radius in cm x radius x 3,14) by the pressure of the cylinder in bar or atmospheres.

FORMULA:
r^2 (in cm) x π x P (in BAR o ATM) = Thrust in Kg.

TRASCINATORE FRONTALE 7/25 PER RETTIFICA, A PUNTA INTEGRALE, VERSIONE FLANGIATA
FACE DRIVER 7/25 FOR GRINDING, WITH INTEGRAL CENTER POINT, FLANGED VERSION

< 0.0025

< 0.0015

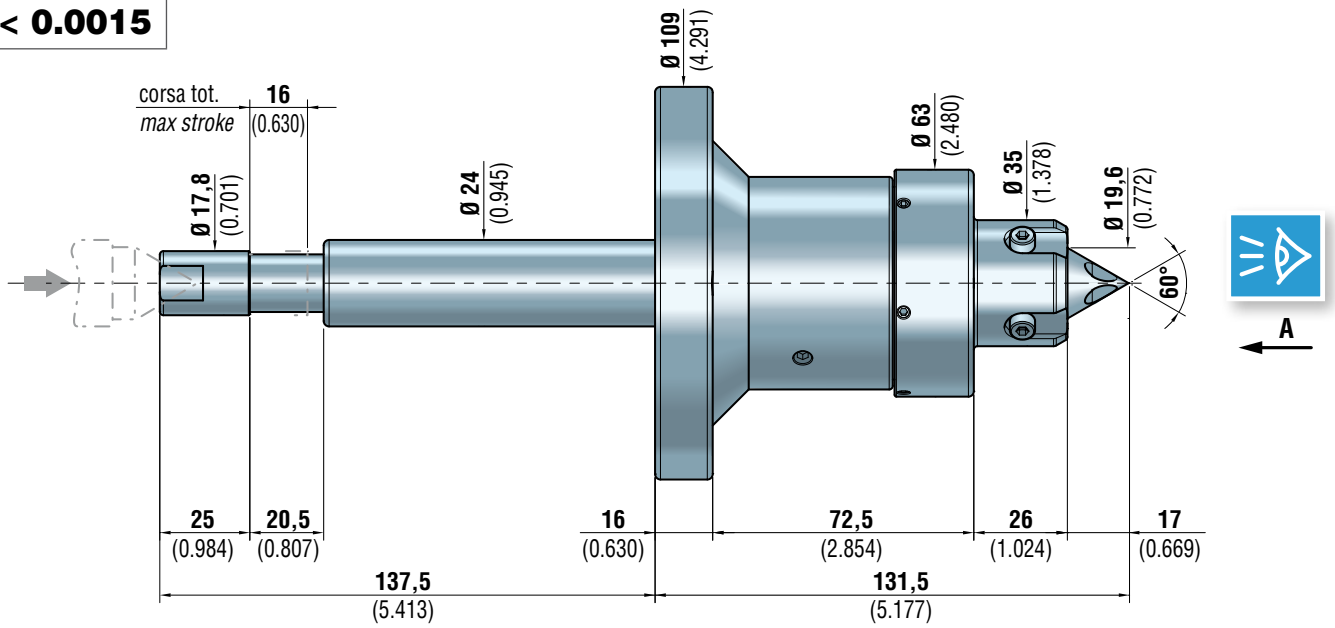

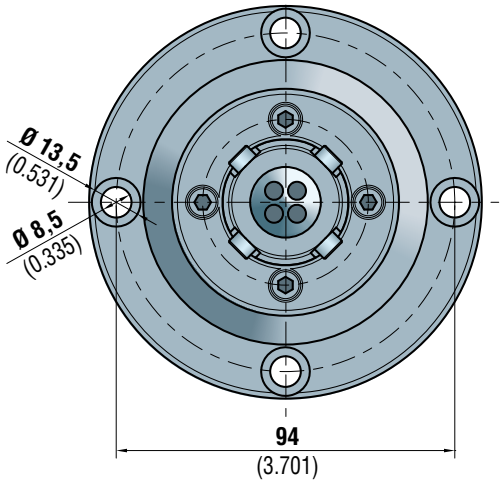

VISTA A
VIEW A

070921074A

TRASCINATORE FRONTALE 7/25 PER RETTIFICA, A PUNTA INTEGRALE, VERSIONE CONO MORSE
FACE DRIVER 7/25 FOR GRINDING, WITH INTEGRAL CENTER POINT, MORSE TAPER VERSION

< 0.0025

< 0.0015

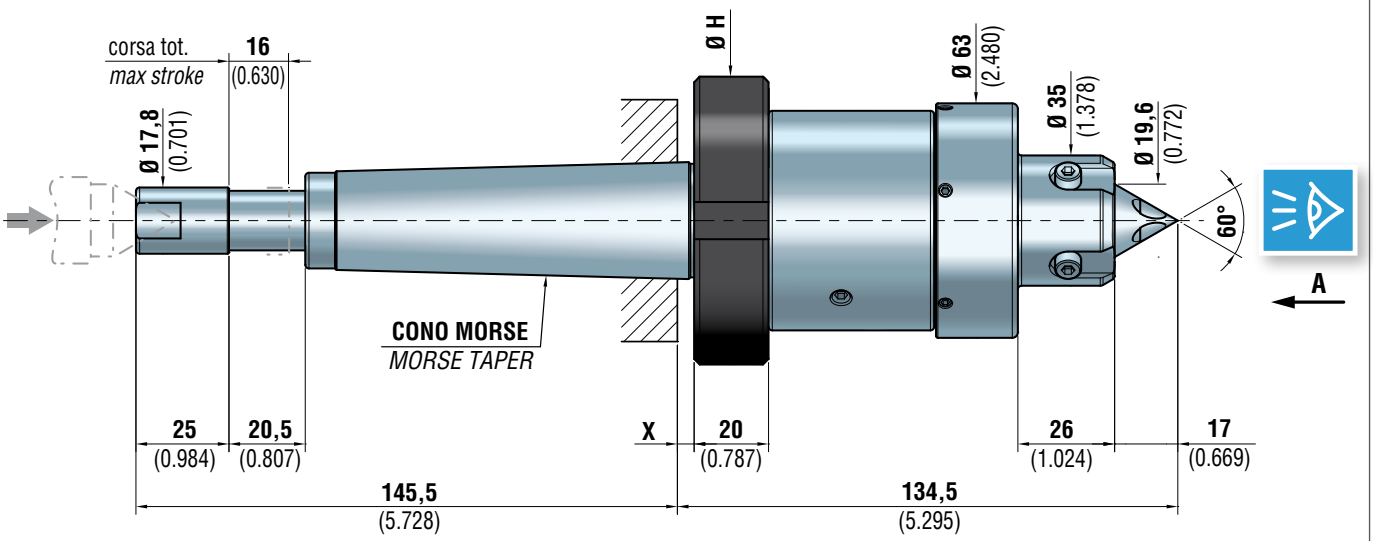

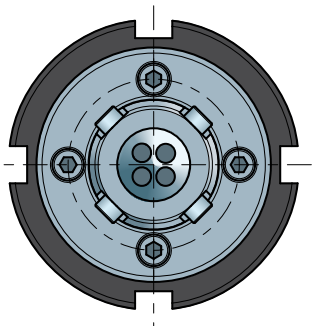

VISTA A
VIEW A

		X	Ø H
070921048A	CM4 / MT4	4,5 (0.177)	78 (3.071)
070922048A	CM5 / MT5	4,5 (0.177)	78 (3.071)
070923048A	CM6 / MT6	6 (0.236)	88 (3.465)

TESTINA PORTA ARTIGLI
DRIVING PINS FACE PLATE

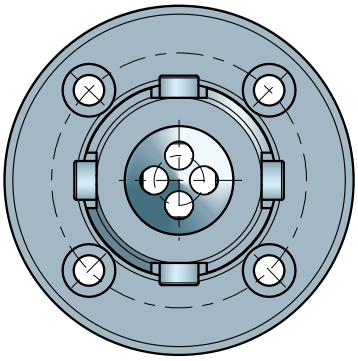

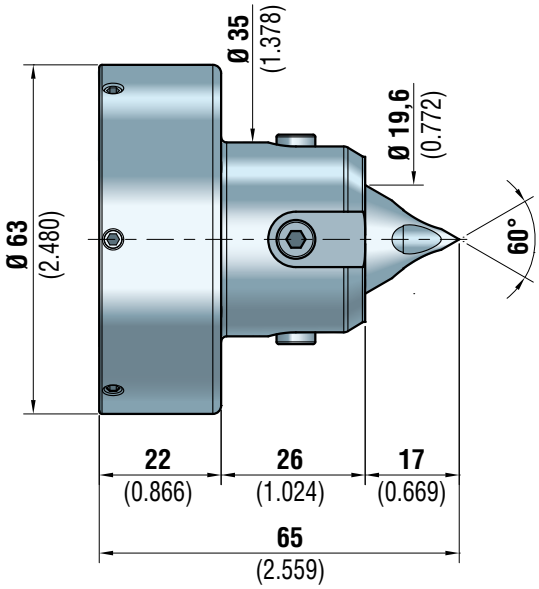

072921101

ESEMPI DI TESTINE SPECIALI
EXAMPLES OF SPECIAL FACE PLATE

TESTINA CON PUNTA PROLUNGATA
FACE PLATE WITH EXTENDED TIP

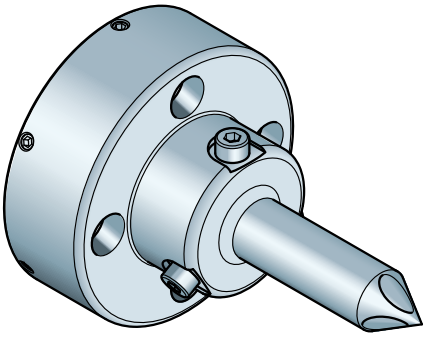

TESTINA CON RICOPERTURA
FACE PLATE WITH COATING TIP

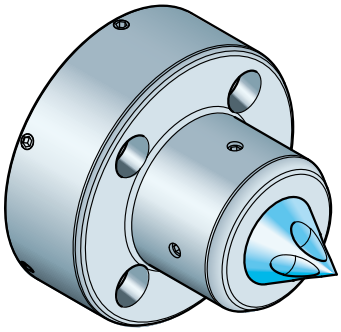

ARTIGLI IN METALLO DURO
HARD METAL DRIVING PINS

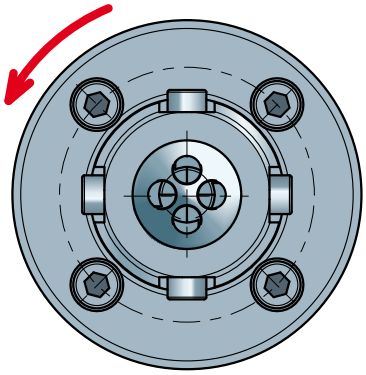

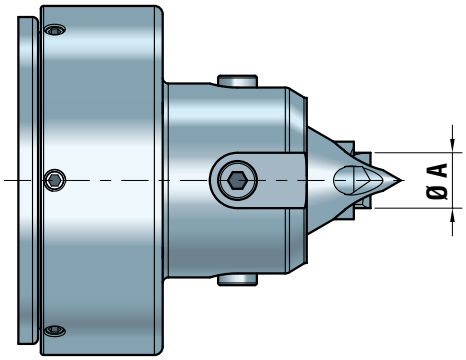

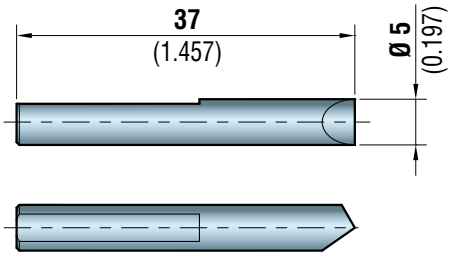

	Rotazione antioraria *Counterclockwise rotation*
	Ø A
080920001	14 (0.551)

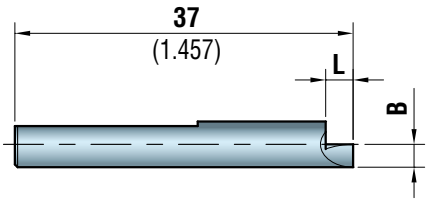

	Rotazione antioraria *Counterclockwise rotation*		
	Ø A	B	L
091920007	7 (0.276)	1,5 (0.059)	3 (0.118)
091920008	8 (0.315)	2 (0.079)	3 (0.118)
091920009	9 (0.354)	2,5 (0.098)	3 (0.118)
091920010	10 (0.394)	3 (0.118)	3 (0.118)
091920011	11 (0.433)	3,5 (0.138)	3 (0.118)
091920012	12 (0.472)	4 (0.157)	3 (0.118)

TRASCINATORE FRONTALE 12/70 PER RETTIFICA, A PUNTA INTEGRALE, VERSIONE FLANGIATA

FACE DRIVER 12/70 FOR GRINDING, WITH INTEGRAL CENTER POINT, FLANGED VERSION

< 0.0025

< 0.0015

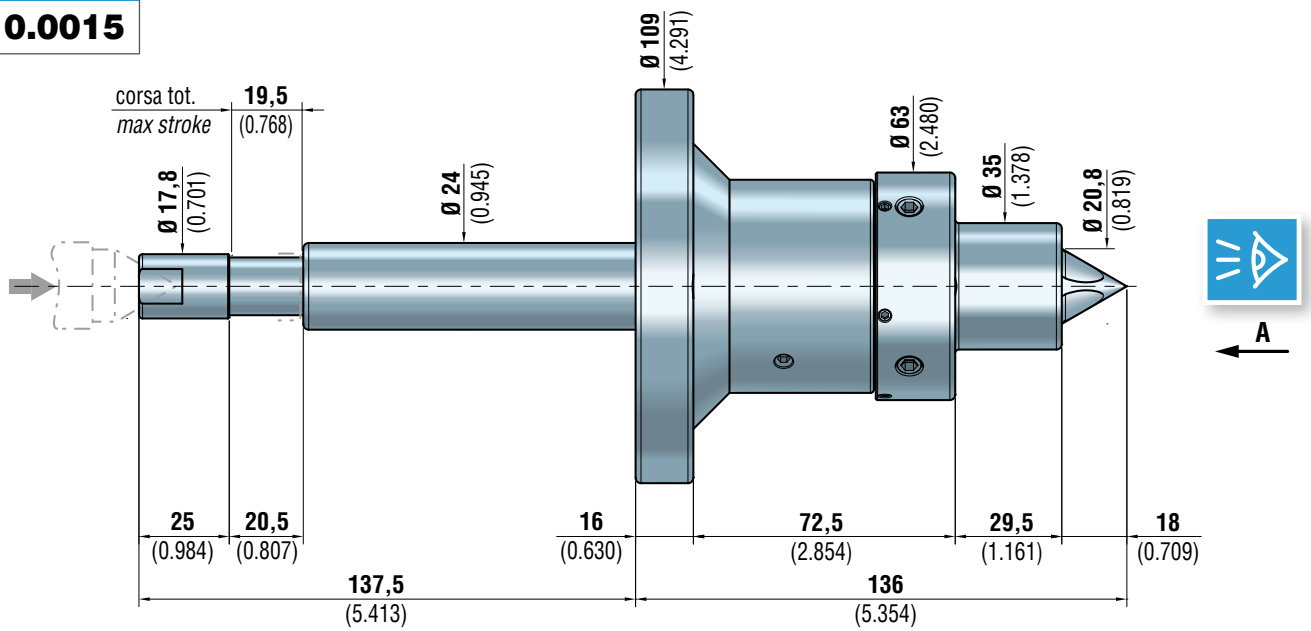

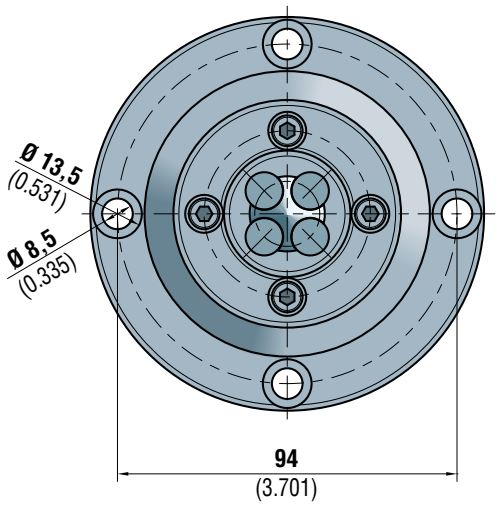

VISTA A
VIEW A

070921068A

TRASCINATORE FRONTALE 12/70 PER RETTIFICA, A PUNTA INTEGRALE, VERSIONE CONO MORSE
FACE DRIVER 12/70 FOR GRINDING, WITH INTEGRAL CENTER POINT, MORSE TAPER VERSION

< 0.0025

< 0.0015

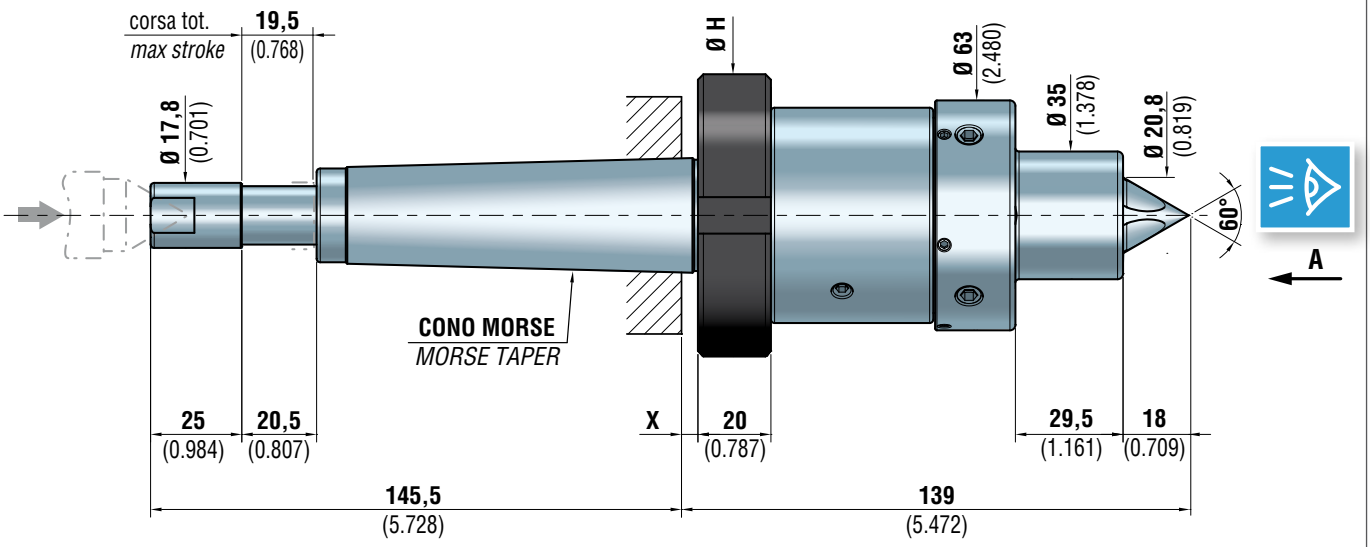

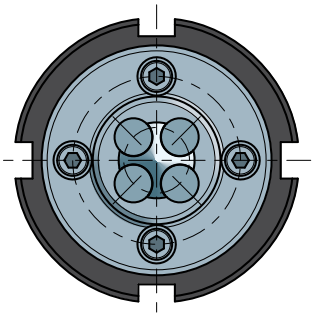

VISTA A
VIEW A

		X	Ø H
070921044A	CM4 / MT4	4,5 (0.177)	78 (3.071)
070922044A	CM5 / MT5	4,5 (0.177)	78 (3.071)
070923044A	CM6 / MT6	3,5 (0.138)	88 (3.465)

TESTINA PORTA ARTIGLI
DRIVING PINS FACE PLATE

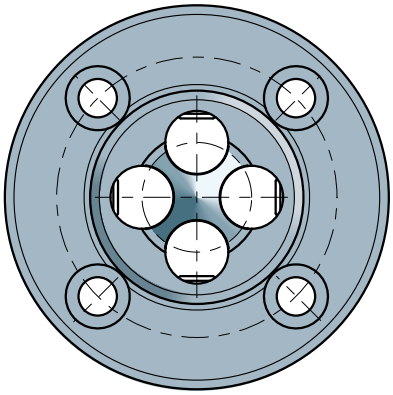

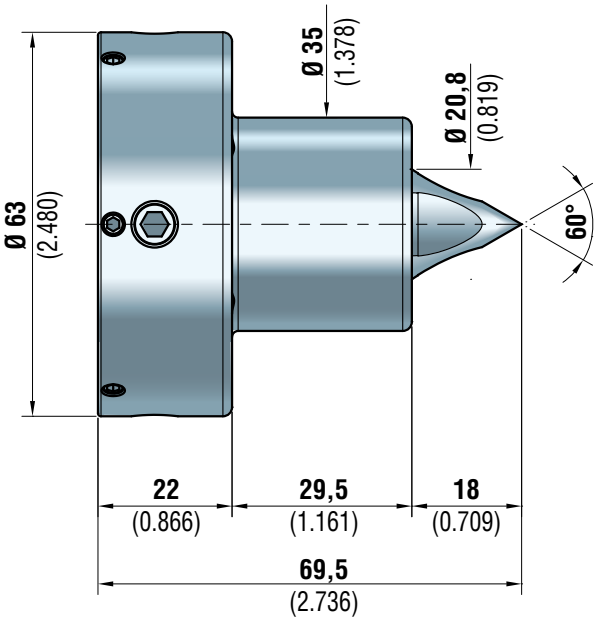

072921102

ESEMPI DI TESTINE SPECIALI
EXAMPLES OF SPECIAL FACE PLATE

TESTINA CON VITI FERMA ARTIGLI
FACE PLATE WITH DRIVING PINS HOLDING SCREWS

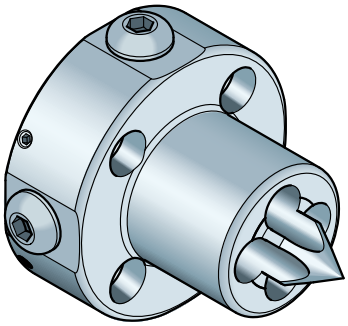

TESTINA CON PUNTA PROLUNGATA E RICOPERTA
FACE PLATE WITH EXTENDED COATING TIP

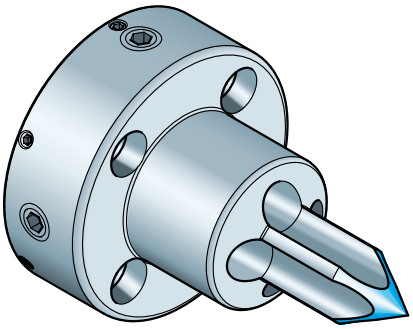

ARTIGLI IN METALLO DURO
HARD METAL DRIVING PINS

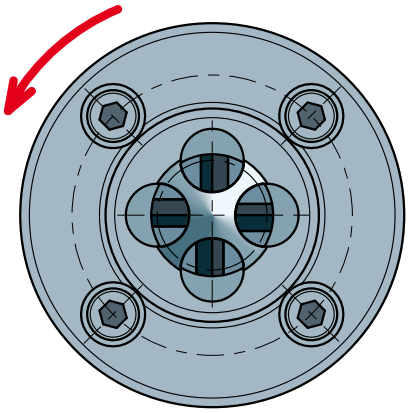

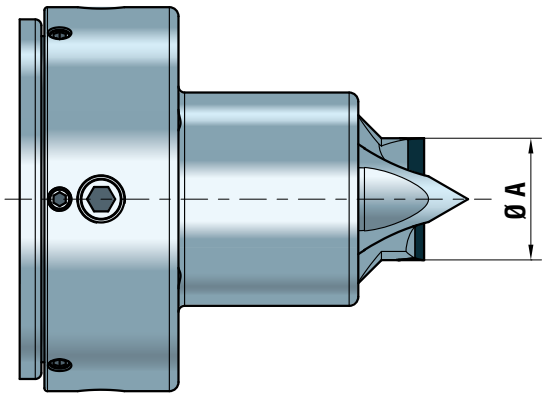

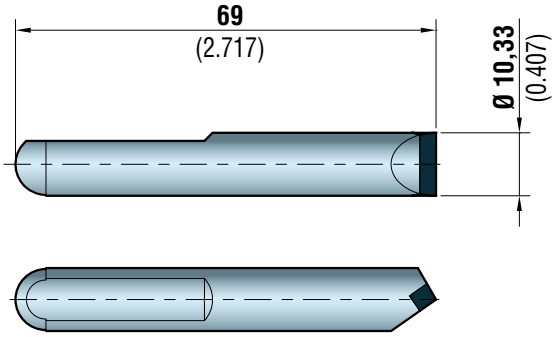

	Rotazione antioraria *Counterclockwise rotation*
	Ø A
080920003	28,3 (1.114)

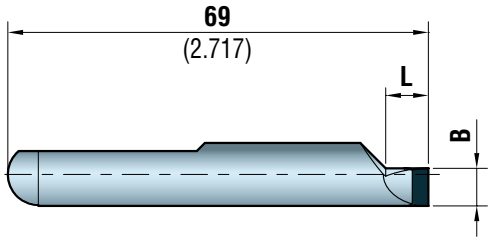

	Rotazione antioraria *Counterclockwise rotation*		
	Ø A	B	L
*091920112	12 (0.472)	2,20 (0.087)	5 (0.197)
091920114	14 (0.551)	3,20 (0.126)	7 (0.276)
091920116	16 (0.630)	4,20 (0.165)	7 (0.276)
091920118	18 (0.709)	5,20 (0.205)	7 (0.276)
091920120	20 (0.787)	6,20 (0.244)	7 (0.276)
091920122	22 (0.866)	7,20 (0.283)	7 (0.276)
091920124	24 (0.945)	8,20 (0.323)	7 (0.276)
091920126	26 (1.024)	9,20 (0.362)	7 (0.276)

!

***Attenzione:** Per queste misure interpellare il nostro ufficio tecnico

****Warning:** *For these dimensions contact our technical department*

TRASCINATORE FRONTALE 12/70 PER RETTIFICA, VERSIONE FLANGIATA
FACE DRIVER 12/70 FOR GRINDING, FLANGED VERSION

< 0.0025

< 0.0015

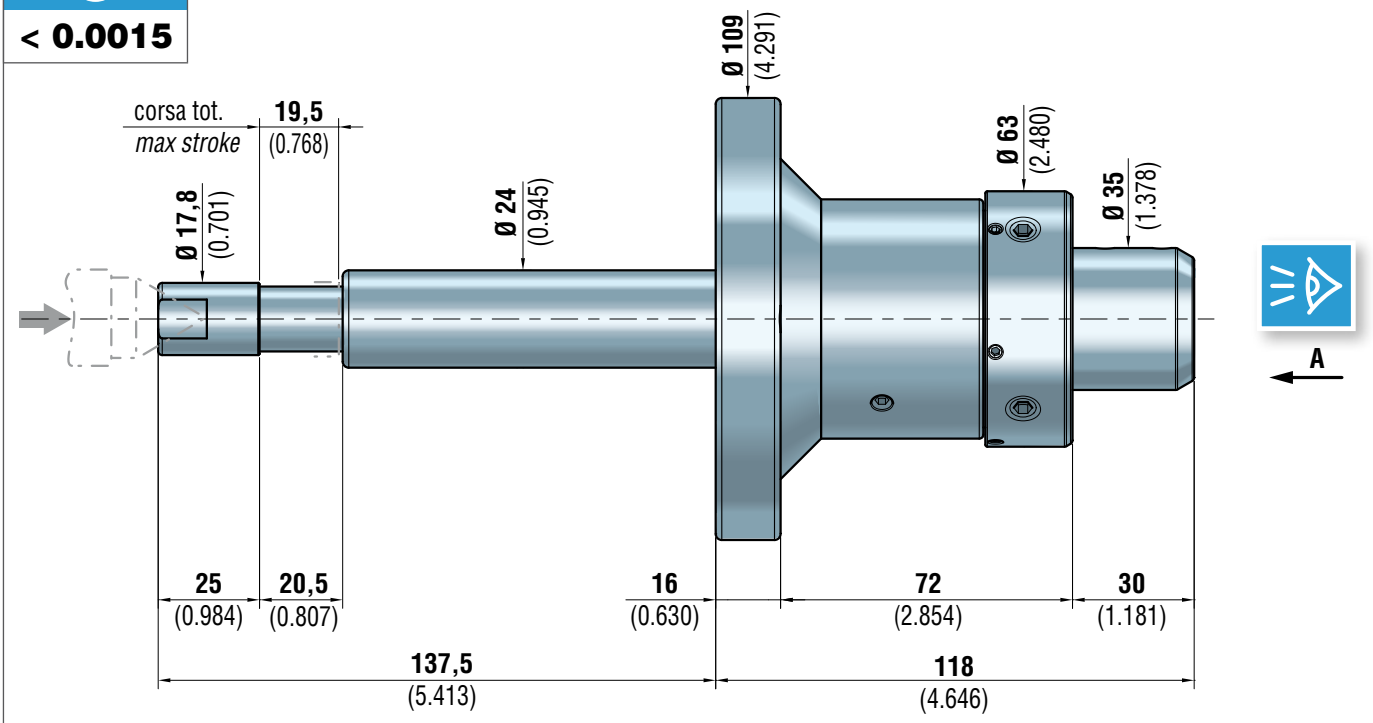

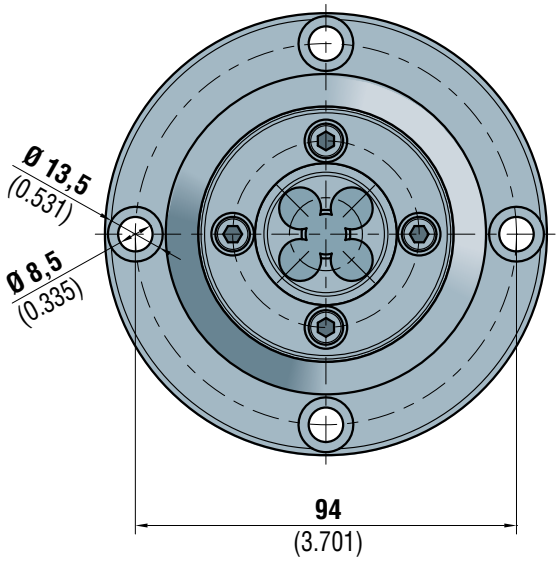

VISTA A
VIEW A

070921060A

TRASCINATORE FRONTALE 12/70 PER RETTIFICA, VERSIONE CONO MORSE
FACE DRIVER 12/70 FOR GRINDING, MORSE TAPER VERSION

< 0.0025

< 0.0015

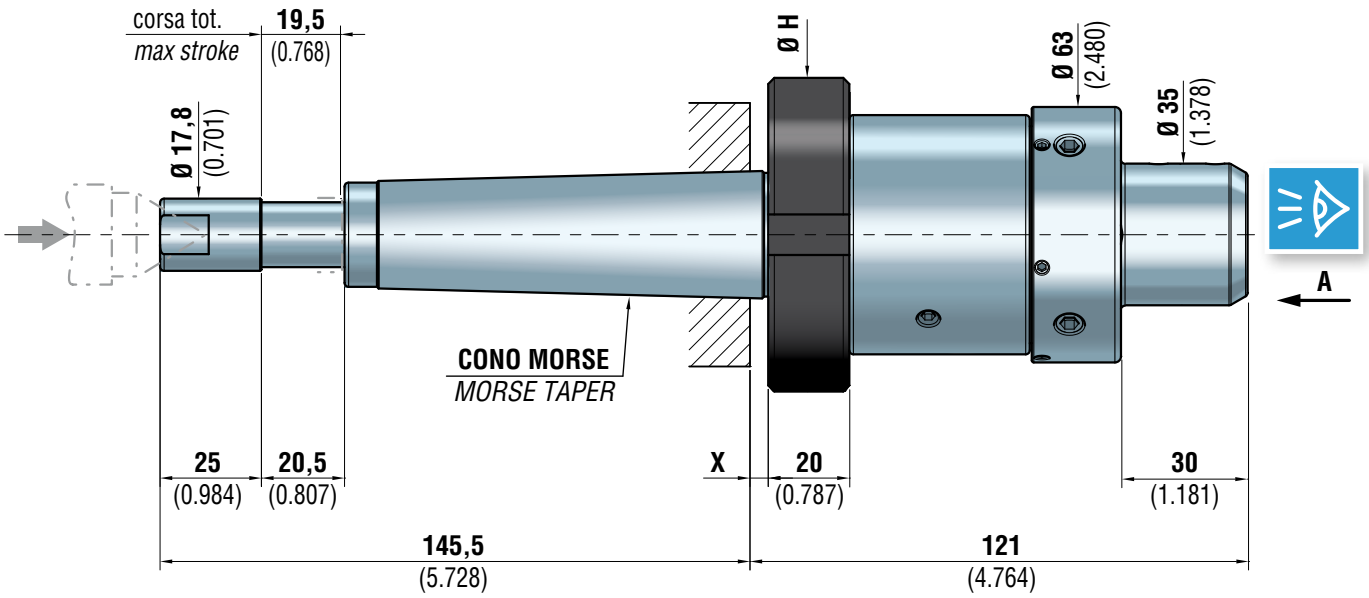

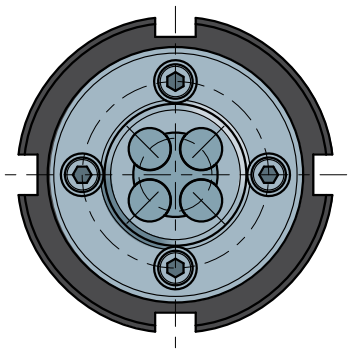

VISTA A
VIEW A

		X	Ø H
070921036A	CM4 / MT4	4,5 (0.177)	78 (3.071)
070922036A	CM5 / MT5	4,5 (0.177)	78 (3.071)
070923036A	CM6 / MT6	3,5 (0.138)	88 (3.465)

TESTINA PORTA ARTIGLI E PUNTA CENTRALE
DRIVING PINS AND CENTER POINT FACE PLATE

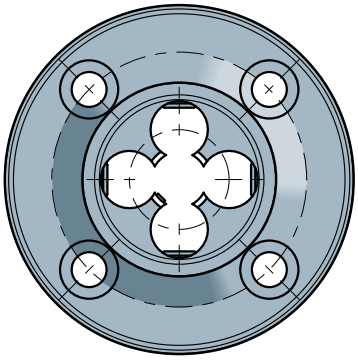

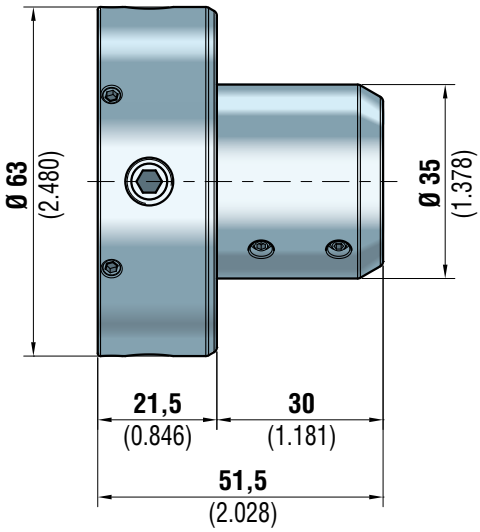

072921104

PUNTA CENTRALE
CENTER POINT

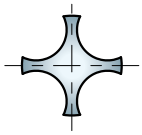

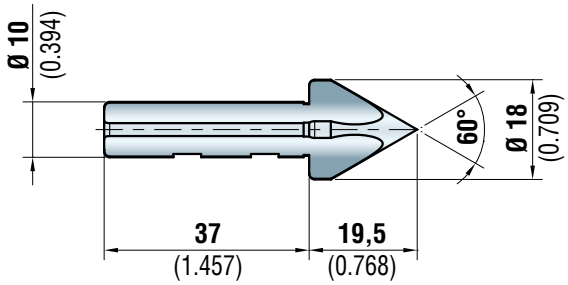

	per centri o fori / *for centers or holes*	
	dal / *from* Ø	al / *to the* Ø
072102768	1 (0.039)	17,5 (0.689)

PUNTA CENTRALI A CAPRUGGINE
CENTER POINT WITH SLOTS



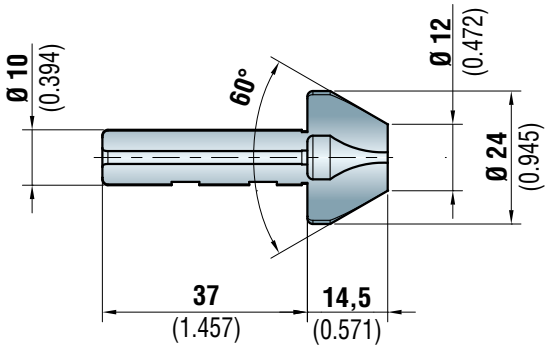

	per centri o fori / *for centers or holes*	
	dal / *from* Ø	al / *to the* Ø
179200101	15 (0.591)	22 (0.866)

ARTIGLI IN METALLO DURO
HARD METAL DRIVING PINS

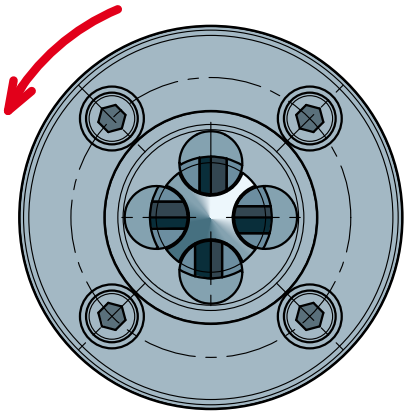

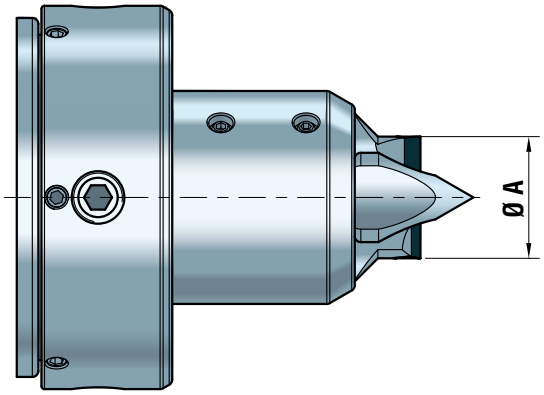

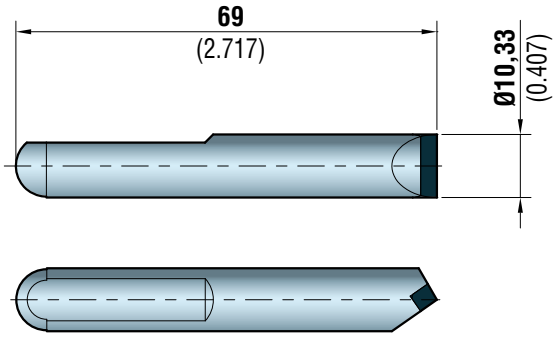

	Rotazione antioraria *Counterclockwise rotation*
	Ø A
080920003	28,3 (1.114)

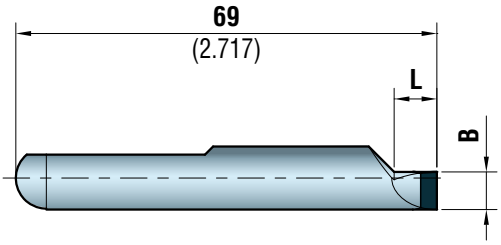

	Rotazione antioraria *Counterclockwise rotation*		
	Ø A	B	L
*091920112	12 (0.472)	2,20 (0.087)	5 (0.197)
091920114	14 (0.551)	3,20 (0.126)	7 (0.276)
091920116	16 (0.630)	4,20 (0.165)	7 (0.276)
091920118	18 (0.709)	5,20 (0.205)	7 (0.276)
091920120	20 (0.787)	6,20 (0.244)	7 (0.276)
091920122	22 (0.866)	7,20 (0.283)	7 (0.276)
091920124	24 (0.945)	8,20 (0.323)	7 (0.276)
091920126	26 (1.024)	9,20 (0.362)	7 (0.276)

!

***Attenzione:** Per queste misure interpellare il nostro ufficio tecnico

*** *Warning:** *For these dimensions contact our technical department*

TRASCINATORE FRONTALE 15/75 PER RETTIFICA, VERSIONE FLANGIATA
FACE DRIVER 15/75 FOR GRINDING, FLANGED VERSION

< 0.0025

< 0.0015

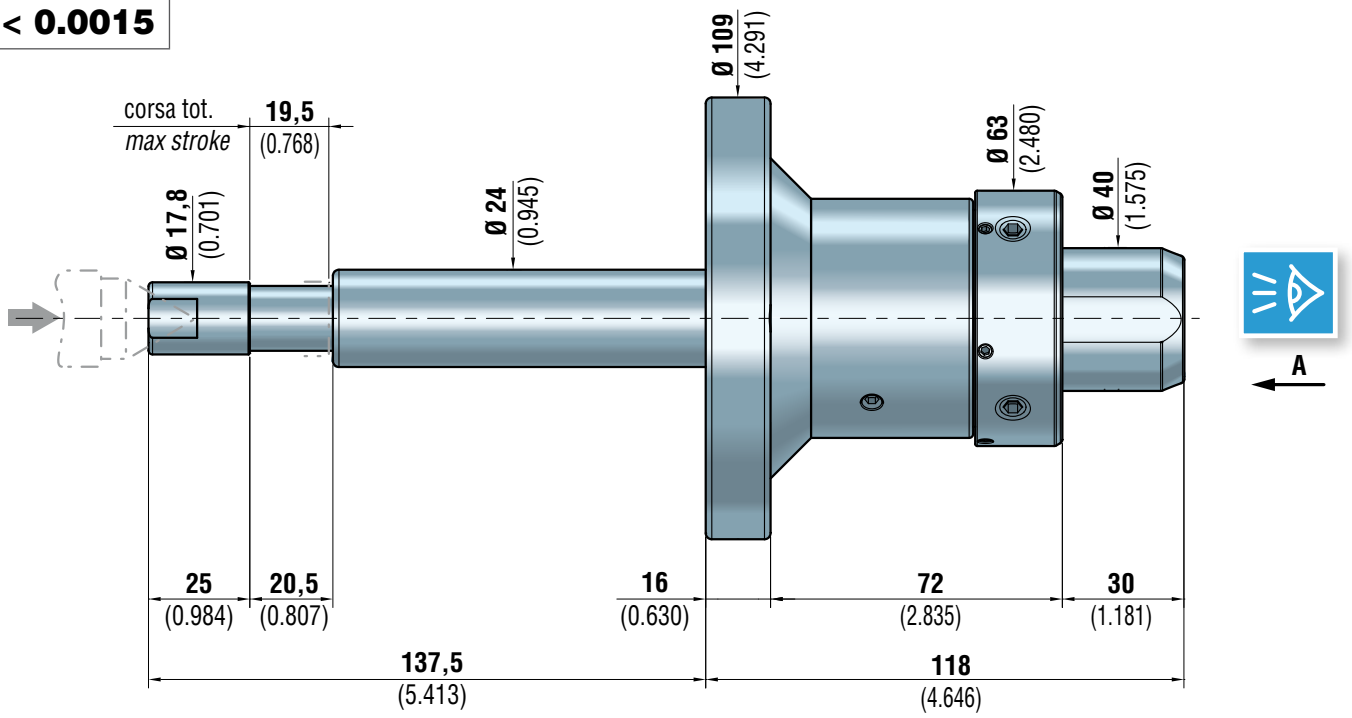

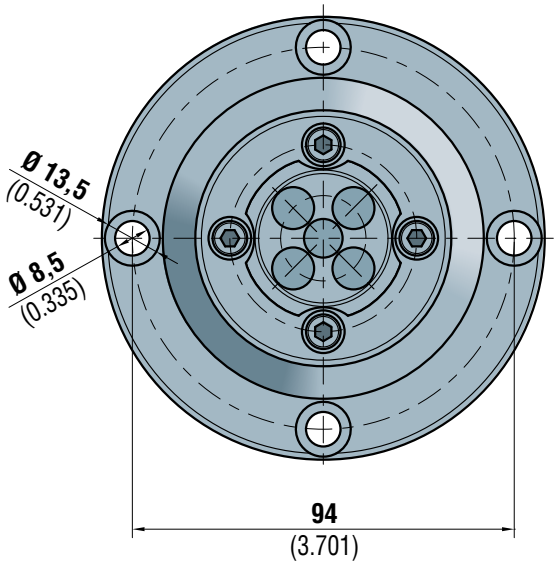

VISTA A
VIEW A

070921067A

TRASCINATORE FRONTALE 15/75 PER RETTIFICA, VERSIONE CONO MORSE
FACE DRIVER 15/75 FOR GRINDING, MORSE TAPER VERSION

< 0.0025

< 0.0015

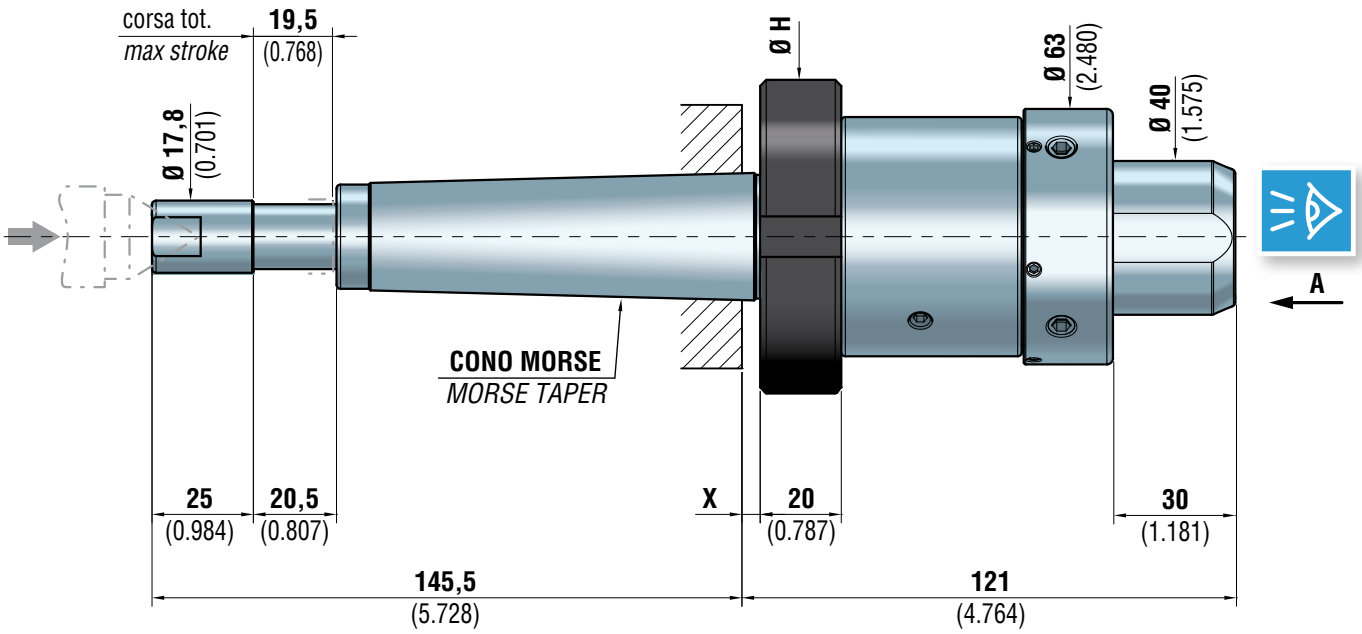

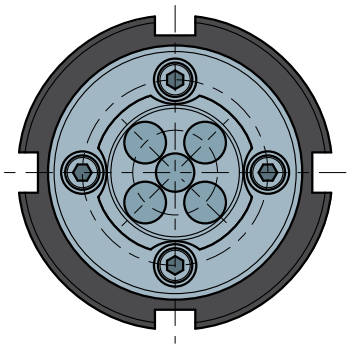

VISTA A
VIEW A

		X	Ø H
070921045A	CM4 / MT4	4,5 (0.177)	78 (3.071)
070922045A	CM5 / MT5	4,5 (0.177)	78 (3.071)
070923045A	CM6 / MT6	3,5 (0.138)	88 (3.465)

TESTINA PORTA ARTIGLI E PUNTA CENTRALE
DRIVING PINS AND CENTER POINT FACE PLATE

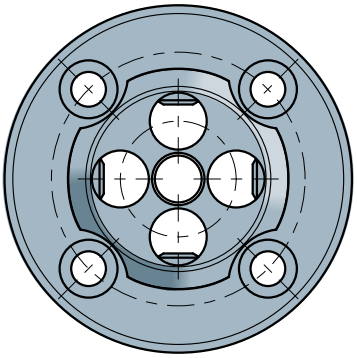

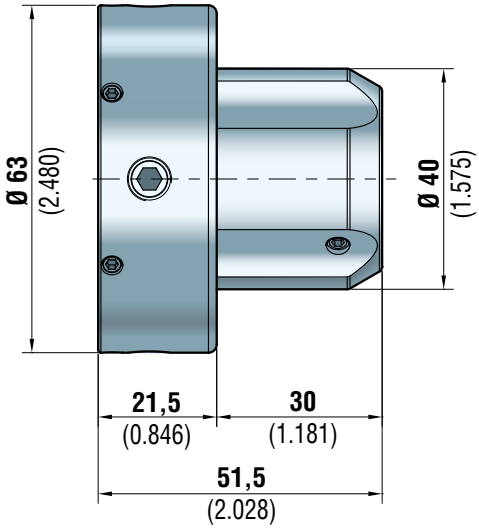

072921301

PUNTA CENTRALE
CENTER POINT

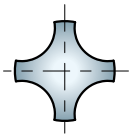

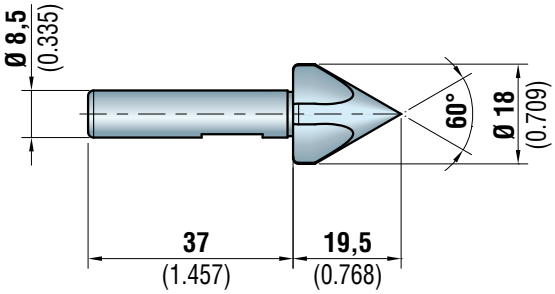

	per centri o fori / *for centers or holes*	
	dal / *from* Ø	al / *to the* Ø
072102769	1 (0.039)	17,5 (0.689)

PUNTE CENTRALI A CAPRUGGINE
CENTER POINTS WITH SLOTS

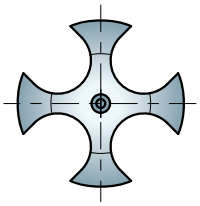

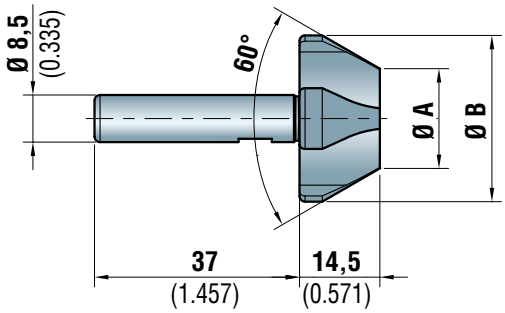

	Dimensioni PUNTE CENTRALI A CAPRUGGINE *CENTER POINTS with SLOTS dimensions*		Per centri o fori *For centers or holes*	
	Ø A	Ø B	dal / *from* Ø	al / *to the* Ø
171711018	12 (0.472)	24 (0.945)	15 (0.591)	23 (0.906)
171711021	18 (0.709)	30 (1.181)	21 (0.827)	26 (1.024)

ARTIGLI IN METALLO DURO
HARD METAL DRIVING PINS

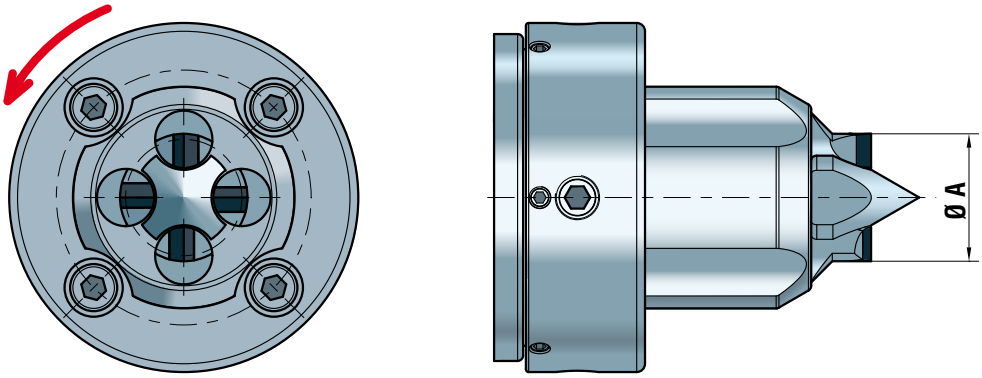

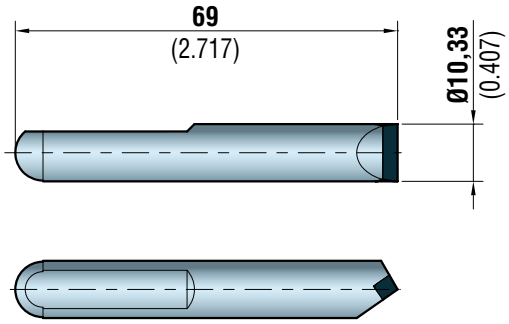

	Rotazione antioraria *Counterclockwise rotation*
	Ø A
080920003	31,3 (1.232)

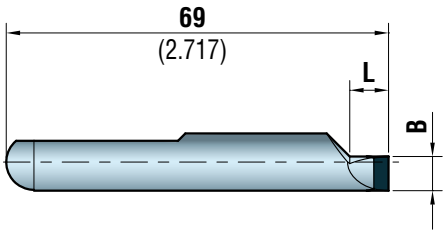

	Rotazione antioraria *Counterclockwise rotation*		
	Ø A	B	L
*091920112	15 (0.591)	2,20 (0.087)	5 (0.197)
091920114	17 (0.669)	3,20 (0.126)	7 (0.276)
091920116	19 (0.748)	4,20 (0.165)	7 (0.276)
091920118	21 (0.827)	5,20 (0.205)	7 (0.276)
091920120	23 (0.906)	6,20 (0.244)	7 (0.276)
091920122	25 (0.984)	7,20 (0.283)	7 (0.276)
091920124	27 (1.063)	8,20 (0.323)	7 (0.276)
091920126	29 (1.142)	9,20 (0.362)	7 (0.276)

!

***Attenzione:** Per queste misure interpellare il nostro ufficio tecnico

*** *Warning:** *For these dimensions contact our technical department*

TRASCINATORE FRONTALE 20/80 PER RETTIFICA, VERSIONE FLANGIATA
FACE DRIVER 20/80 FOR GRINDING, FLANGED VERSION

< 0.0025

< 0.0015

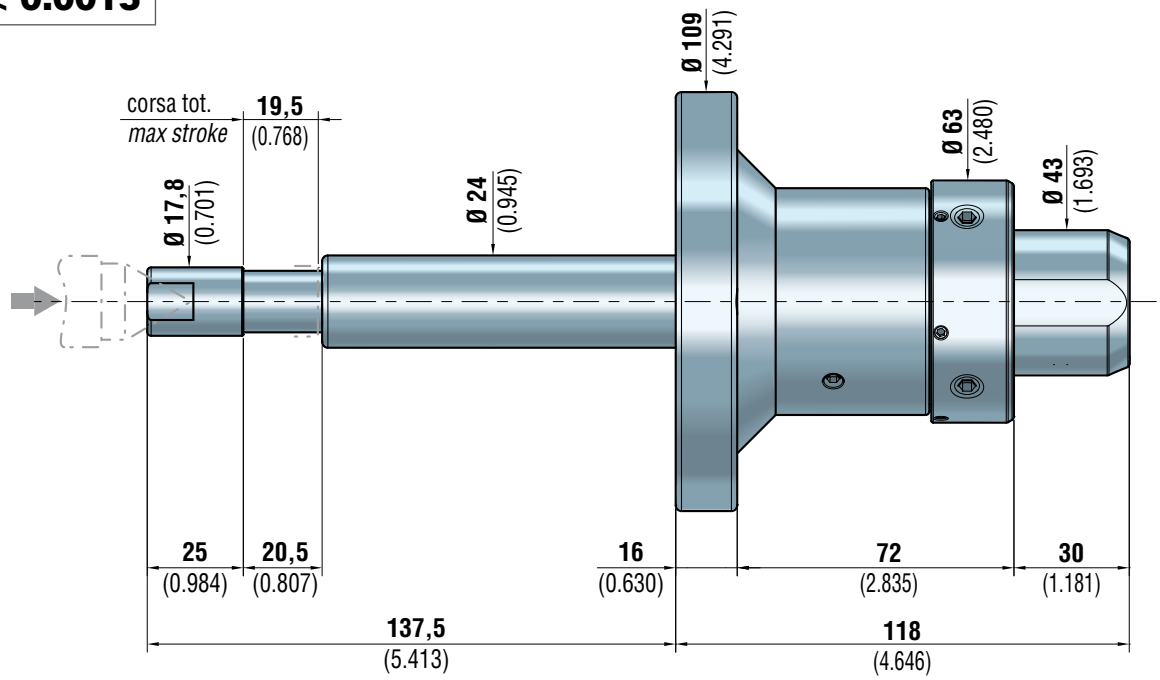

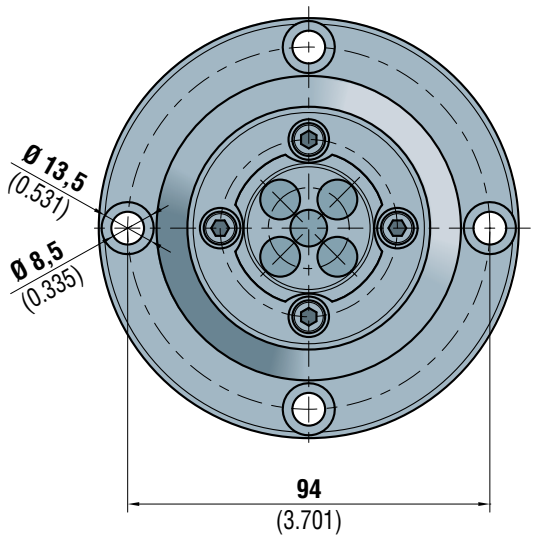

VISTA A
VIEW A

070921069A

TRASCINATORE FRONTALE 20/80 PER RETTIFICA, VERSIONE CONO MORSE
FACE DRIVER 20/80 FOR GRINDING, MORSE TAPER VERSION

< 0.0025

< 0.0015

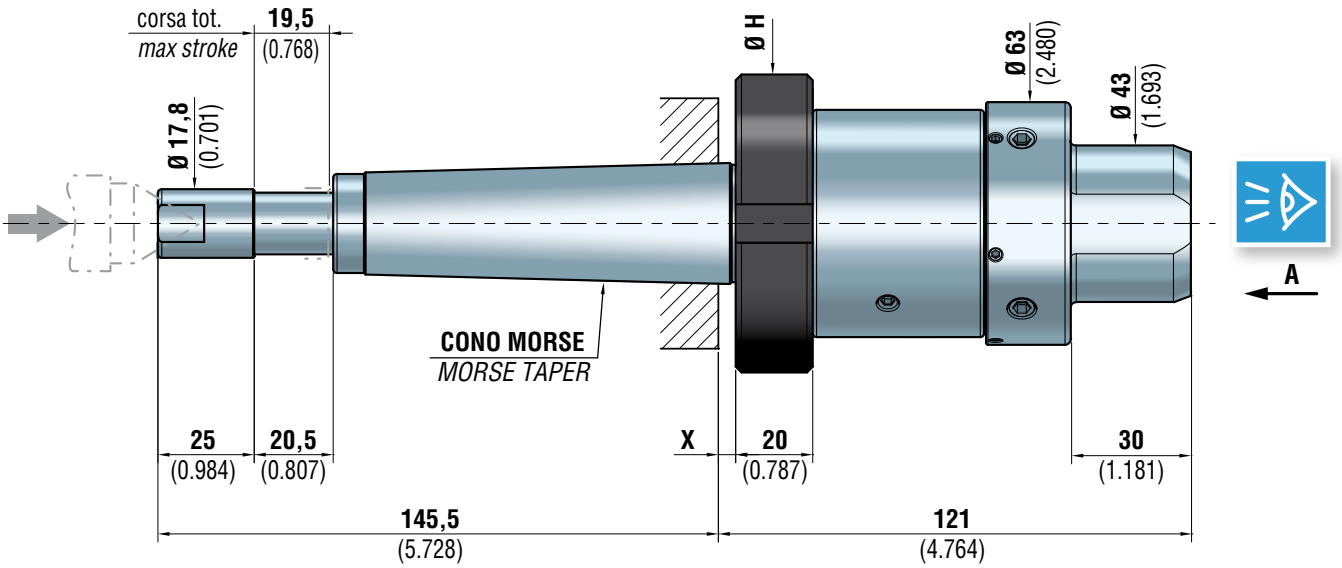

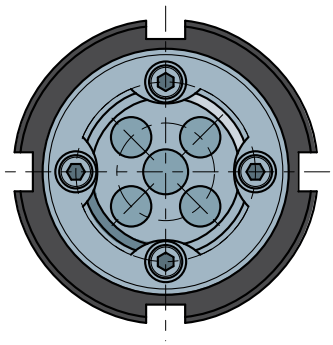

VISTA A
VIEW A

		X	ØH
070921047A	CM4 / MT4	4,5 (0.177)	78 (3.071)
070922047A	CM5 / MT5	4,5 (0.177)	78 (3.071)
070923047A	CM6 / MT6	3,5 (0.138)	88 (3.465)

TESTINA PORTA ARTIGLI E PUNTA CENTRALE
DRIVING PINS AND CENTER POINT FACE PLATE

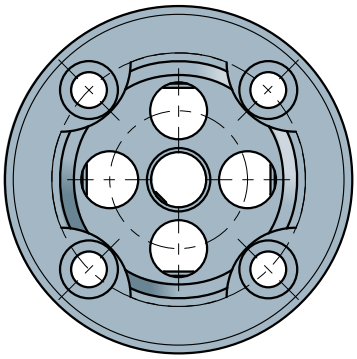

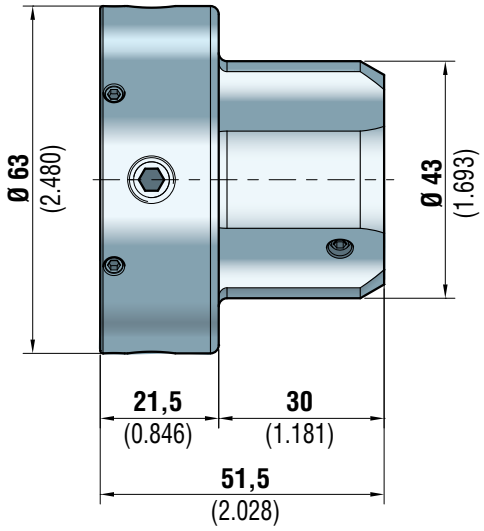

072921302

PUNTA CENTRALE
CENTER POINT

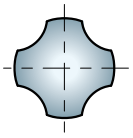

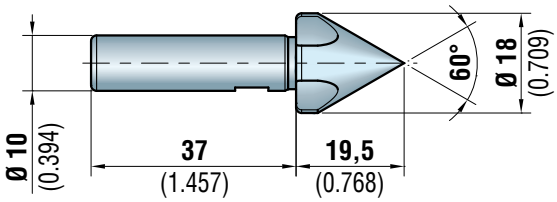

	per centri o fori / *for centers or holes*	
	dal / *from* Ø	al / *to the* Ø
072102770	1 (0.039)	17,5 (0.689)

PUNTE CENTRALI A CAPRUGGINE
CENTER POINTS WITH SLOTS

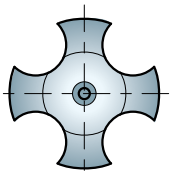

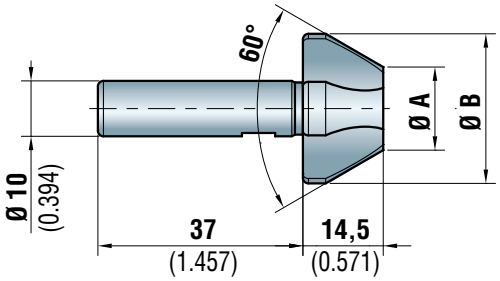

	Dimensioni PUNTE CENTRALI A CAPRUGGINE *CENTER POINTS with SLOTS dimensions*		Per centri o fori *For centers or holes*	
	Ø A	Ø B	dal / *from* Ø	al / *to the* Ø
171712021	12 (0.472)	24 (0.945)	15 (0.591)	23 (0.906)
171712023	15 (0.591)	27 (1.063)	18 (0.709)	26 (1.024)
171712025	18 (0.709)	30 (1.181)	21 (0.827)	29 (1.142)
171712028	24 (0.945)	36 (1.417)	26 (1.024)	31 (1.220)

ARTIGLI IN METALLO DURO
HARD METAL DRIVING PINS

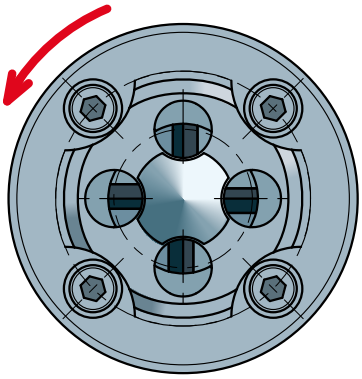

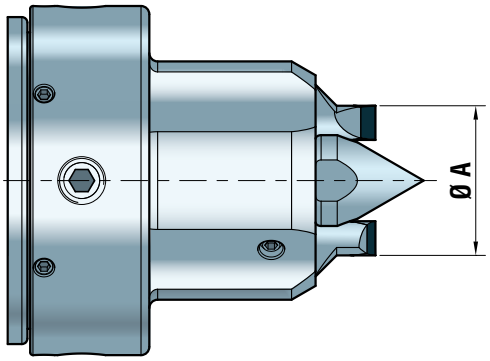

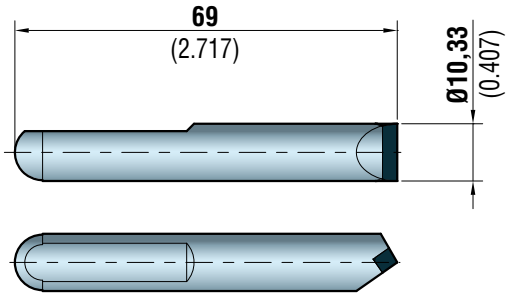

	Rotazione antioraria *Counterclockwise rotation*
	Ø A
080920003	35,3 (1.390)

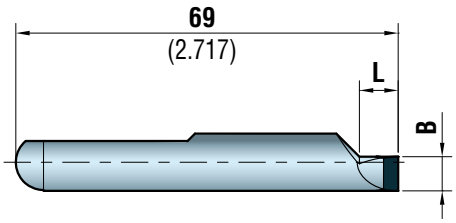

	Rotazione antioraria *Counterclockwise rotation*		
	Ø A	B	L
* 091920112	19 (0.748)	2,20 (0.087)	5 (0.197)
091920114	21 (0.827)	3,20 (0.126)	7 (0.276)
091920116	23 (0.906)	4,20 (0.165)	7 (0.276)
091920118	25 (0.984)	5,20 (0.205)	7 (0.276)
091920120	27 (1.063)	6,20 (0.244)	7 (0.276)
091920122	29 (1.142)	7,20 (0.283)	7 (0.276)
091920124	31 (1.220)	8,20 (0.323)	7 (0.276)
091920126	33 (1.299)	9,20 (0.362)	7 (0.276)

!

***Attenzione:** Per queste misure interpellare il nostro ufficio tecnico

*** *Warning:** *For these dimensions contact our technical department*

TRASCINATORE FRONTALE 20/100 PER RETTIFICA, VERSIONE FLANGIATA
FACE DRIVER 20/100 FOR GRINDING, FLANGED VERSION

< 0.0025

< 0.0015

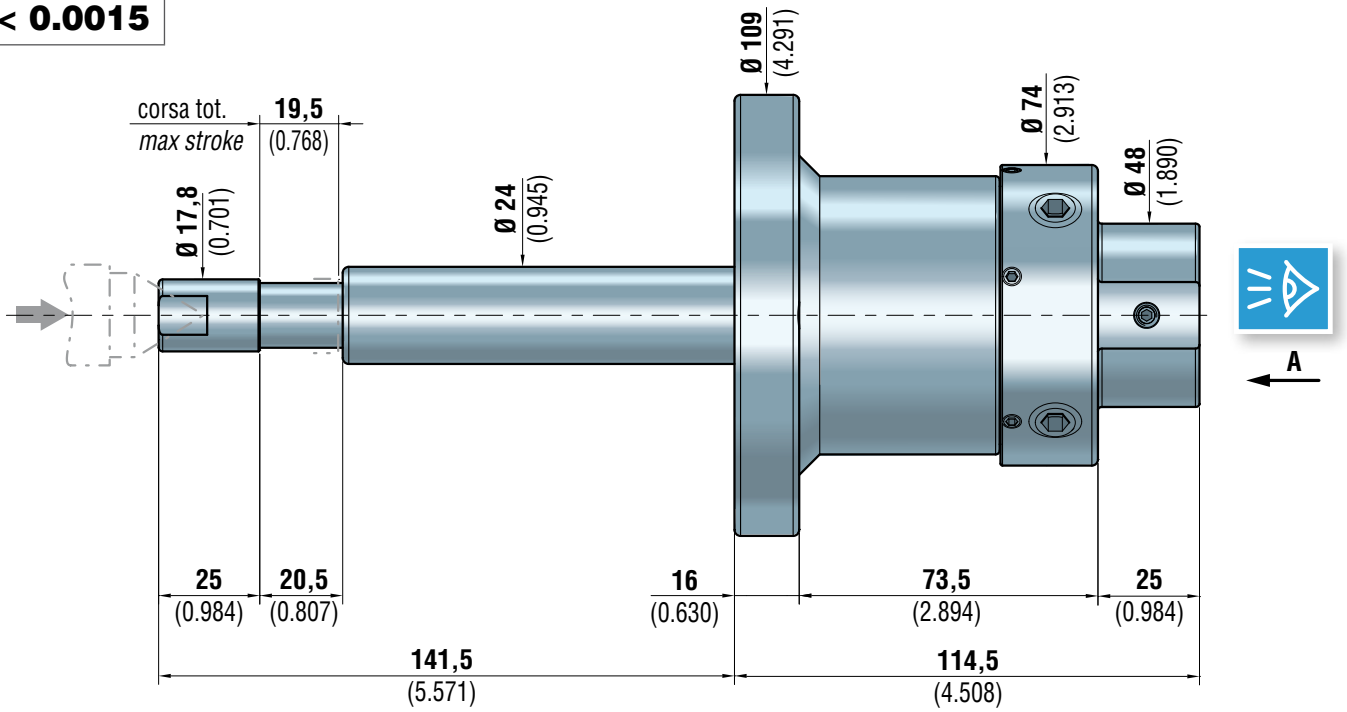

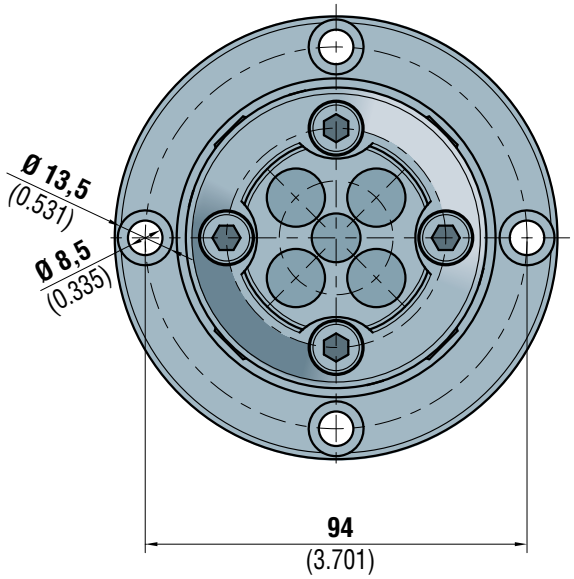

VISTA A
VIEW A

070921088A

TRASCINATORE FRONTALE 20/100 PER RETTIFICA, VERSIONE CONO MORSE
FACE DRIVER 20/100 FOR GRINDING, MORSE TAPER VERSION

< 0.0025

< 0.0015

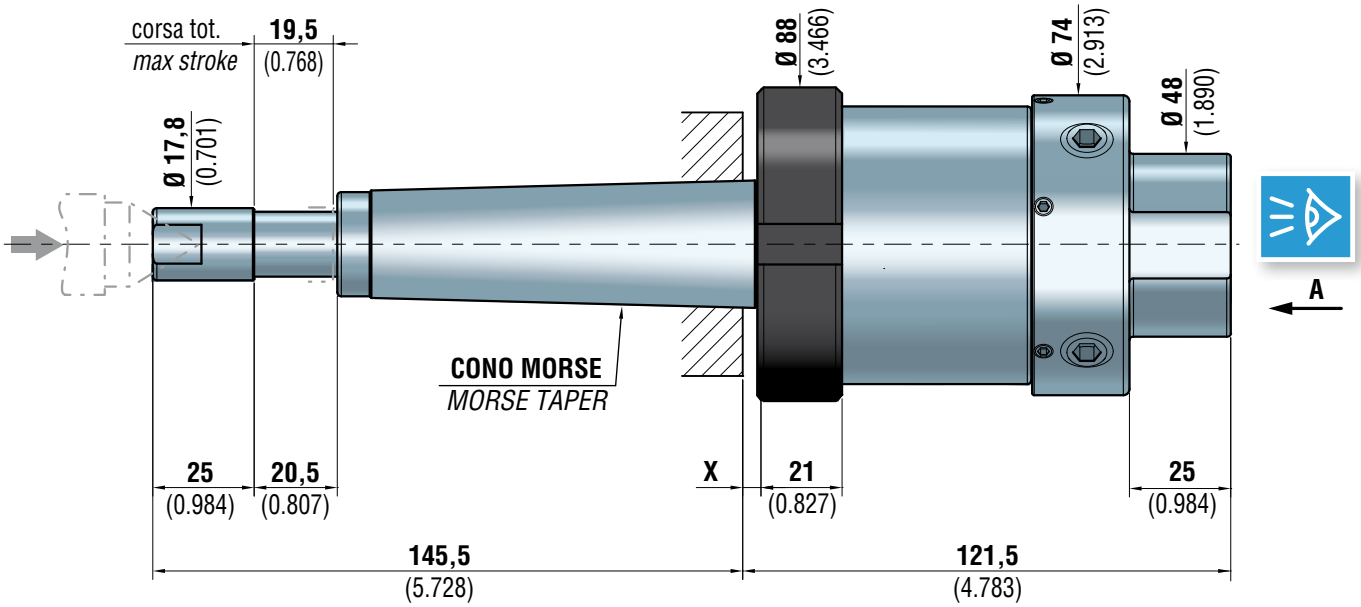

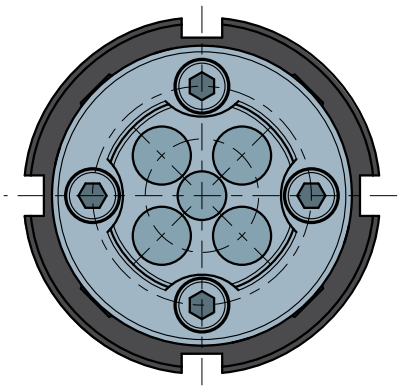

VISTA A
VIEW A

		X
070921080A	CM4 / MT4	3,5 (0.138)
070922080A	CM5 / MT5	3,5 (0.138)
070923080A	CM6 / MT6	5,5 (0.217)

TESTINA PORTA ARTIGLI E PUNTA CENTRALE
DRIVING PINS AND CENTER POINT FACE PLATE

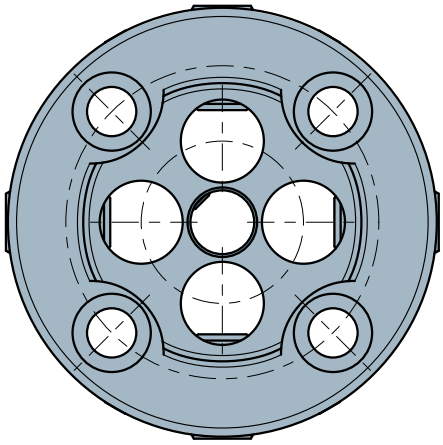

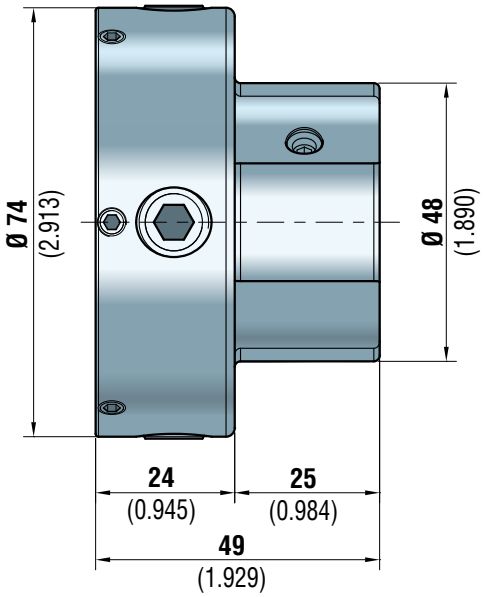

072921203

PUNTA CENTRALE
CENTER POINT

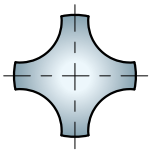

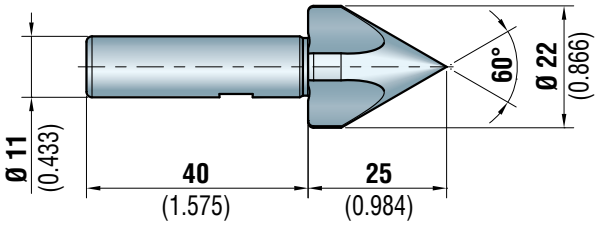

	per centri o fori / *for centers or holes*	
	dal / *from* Ø	al / *to the* Ø
072102771	1,5 (0.059)	21,5 (0.846)

PUNTE CENTRALI A CAPRUGGINE
CENTER POINTS WITH SLOTS

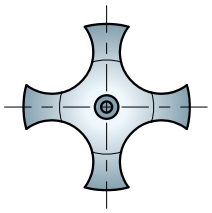

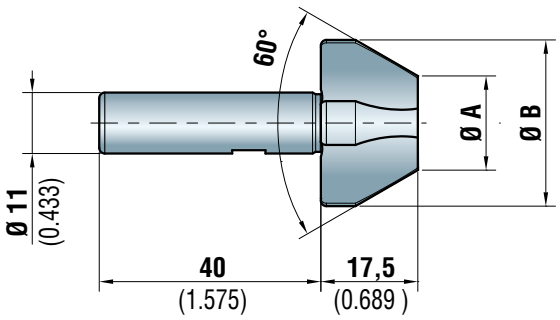

	Dimensioni PUNTE CENTRALI A CAPRUGGINE *CENTER POINTS with SLOTS dimensions*		Per centri o fori *For centers or holes*	
	Ø A	Ø B	dal / *from* Ø	al / *to the* Ø
179200114	17 (0.669)	30 (1.181)	19 (0.748)	29 (1.142)
179200116	23 (0.906)	36 (1.417)	25 (0.984)	35 (1.378)

ARTIGLI IN METALLO DURO
HARD METAL DRIVING PINS

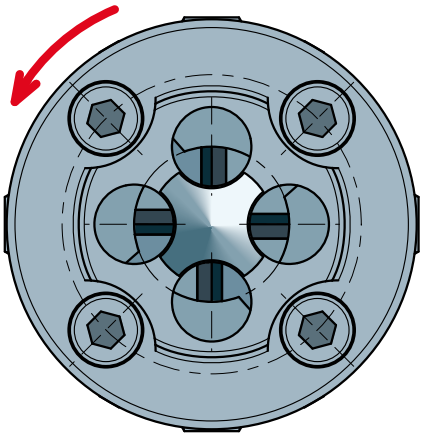

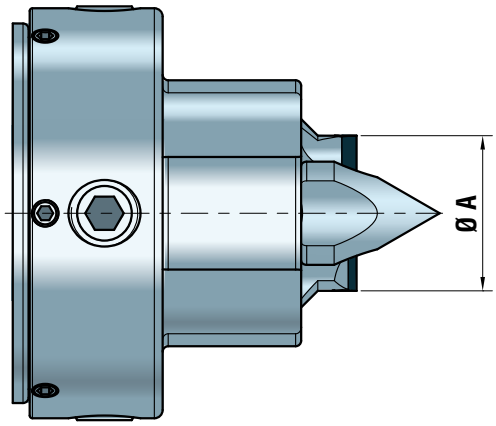

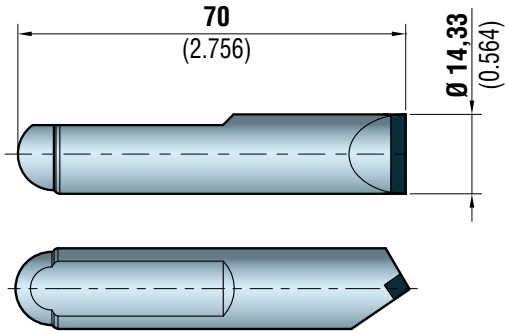

	Rotazione antioraria *Counterclockwise rotation*
	Ø A
080920004	42,3 (1.665)

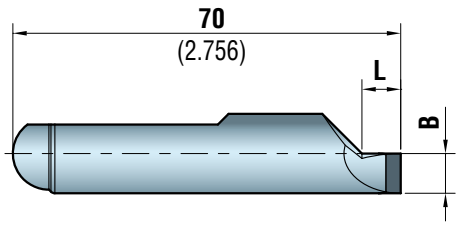

	Rotazione antioraria *Counterclockwise rotation*		
	Ø A	B	L
* 091920219	19 (0.748)	2,70 (0.106)	7 (0.276)
091920222	22 (0.866)	4,20 (0.165)	7 (0.276)
091920224	24 (0.945)	5,20 (0.205)	7 (0.276)
091920226	26 (1.024)	6,20 (0.244)	7 (0.276)
091920228	28 (1.102)	7,20 (0.283)	7 (0.276)
091920232	32 (1.260)	9,20 (0.362)	7 (0.276)
091920236	36 (1.417)	11,20 (0.441)	7 (0.276)

***Attenzione:** Per queste misure interpellare il nostro ufficio tecnico

**** Warning:*** *For these dimensions contact our technical department*

TRASCINATORE FRONTALE 45/150 PER RETTIFICA, VERSIONE FLANGIATA
FACE DRIVER 45/150 FOR GRINDING, FLANGED VERSION

< 0.0025
< 0.0015

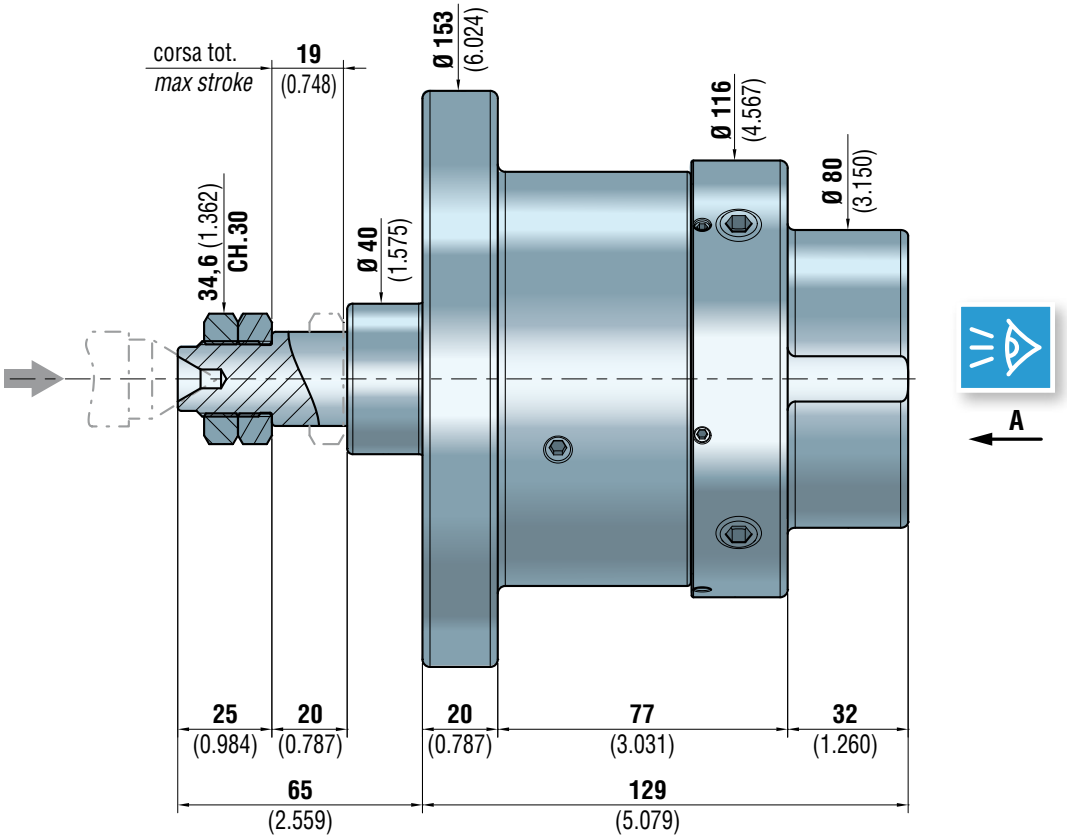

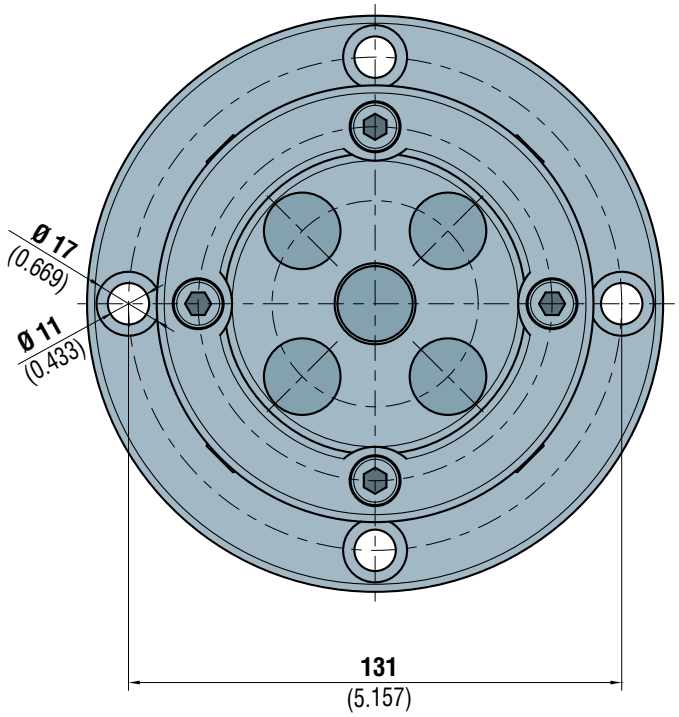

VISTA A
VIEW A

070921096A

TRASCINATORE FRONTALE 45/150 PER RETTIFICA, VERSIONE CONO MORSE
FACE DRIVER 45/150 FOR GRINDING, MORSE TAPER VERSION

< 0.0025

< 0.0015

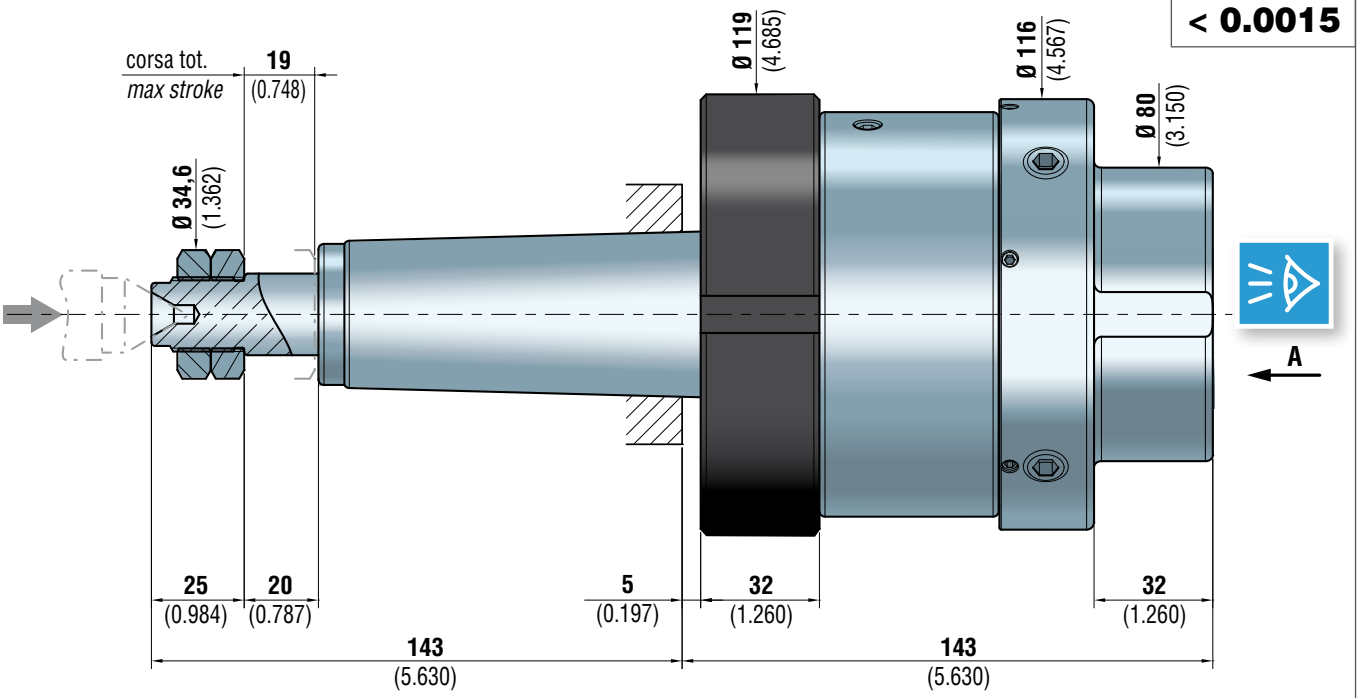

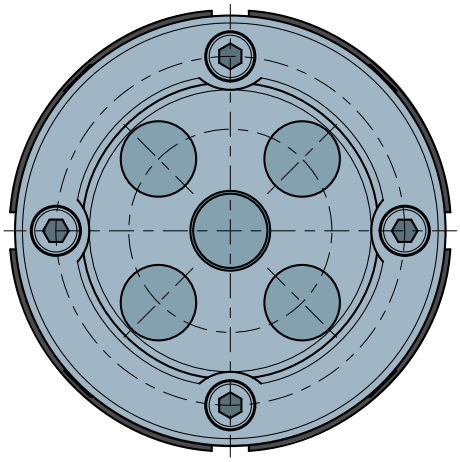

VISTA A
VIEW A

070921092A	CM5 / MT5
070922092A	CM6 / MT6

TESTINA PORTA ARTIGLI E PUNTA CENTRALE
DRIVING PINS AND CENTER POINT FACE PLATE

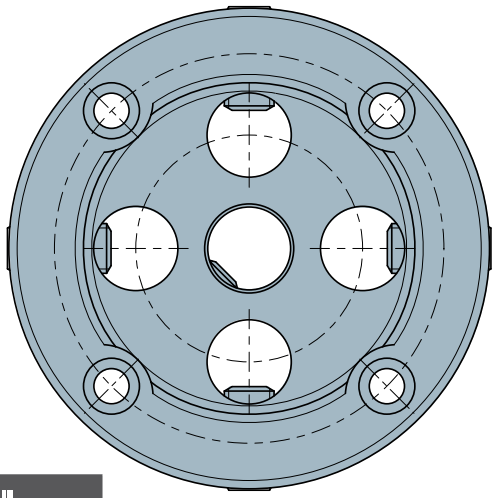

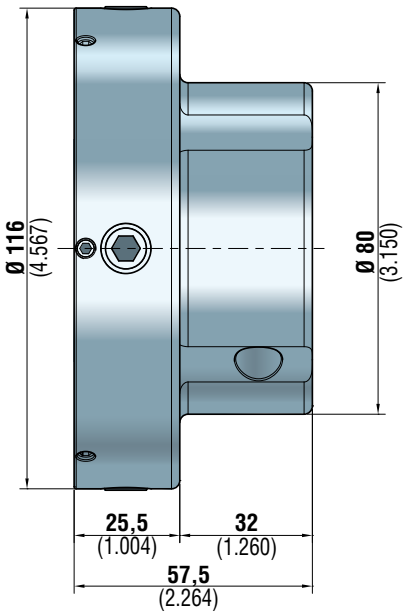

072921205

PUNTA CENTRALE
CENTER POINT

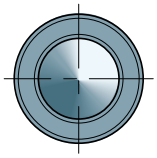

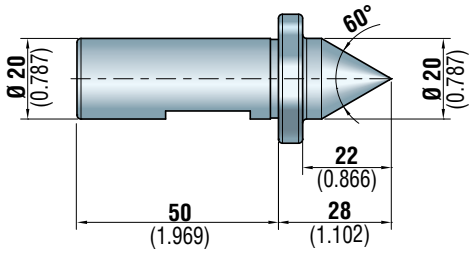

	per centri o fori / *for centers or holes*	
	dal / *from* Ø	al / *to the* Ø
072920104	1 (0.039)	19,5 (0.768)

PUNTE CENTRALI A CAPRUGGINE
CENTER POINTS WITH SLOTS

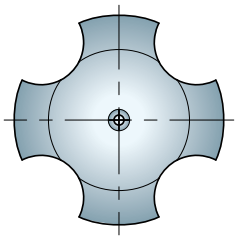

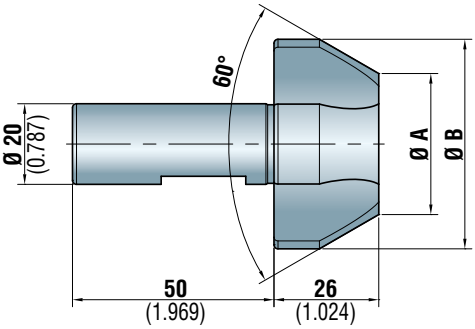

	Dimensioni PUNTE CENTRALI A CAPRUGGINE *CENTER POINTS with SLOTS dimensions*		Per centri o fori *For centers or holes*	
	Ø A	Ø B	dal / *from* Ø	al / *to the* Ø
171713031	15 (0.591)	32 (1.260)	18 (0.709)	31 (1.220)
171713032	25 (0.984)	42 (1.654)	28 (1.102)	41 (1.614)
171713033	35 (1.378)	52 (2.047)	38 (1.496)	51 (2.008)
171713034	45 (1.772)	62 (2.441)	48 (1.890)	61 (2.402)
171713035	55 (2.165)	72 (2.835)	58 (2.283)	71 (2.795)

ARTIGLI IN METALLO DURO
HARD METAL DRIVING PINS

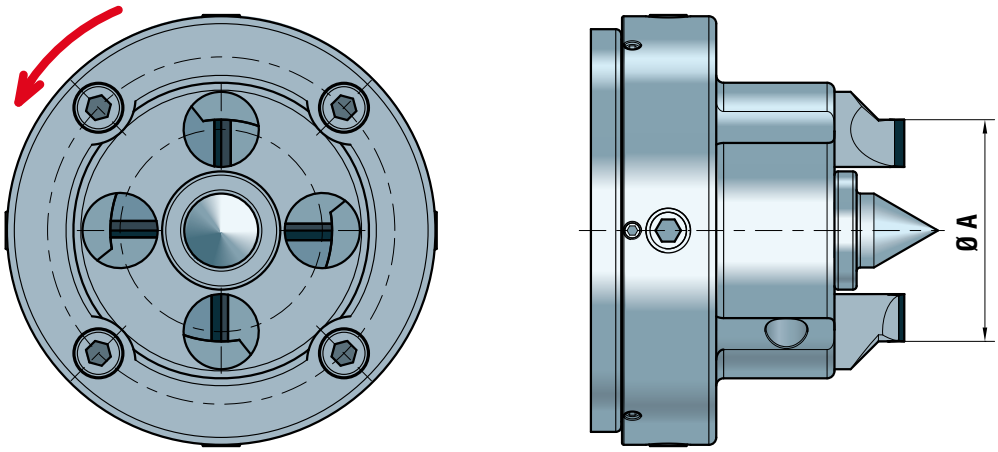

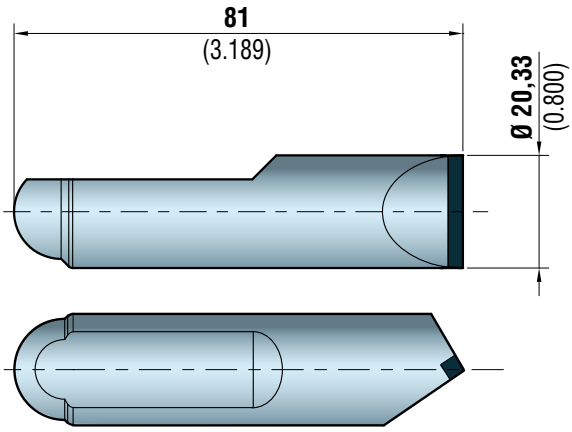

	Rotazione antioraria *Counterclockwise rotation*
	Ø A
080920005	75,1 (2.957)

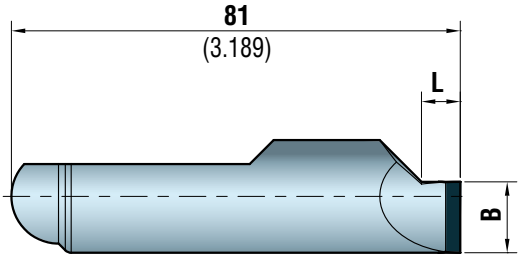

	Rotazione antioraria *Counterclockwise rotation*		
	Ø A	B	L
091920344	44 (1.732)	4.8 (0.189)	7 (0.276)
091920350	50 (1.969)	7.8 (0.307)	7 (0.276)
091920355	55 (2.165)	10.3 (0.406)	7 (0.276)
091920360	60 (2.362)	12.8 (0.504)	7 (0.276)
091920365	65 (2.559)	15.3 (0.602)	7 (0.276)

TRASCINATORE FRONTALE 100/300 PER RETTIFICA, VERSIONE FLANGIATA
FACE DRIVER 100/300 FOR GRINDING, FLANGED VERSION

< 0.0025

< 0.0015

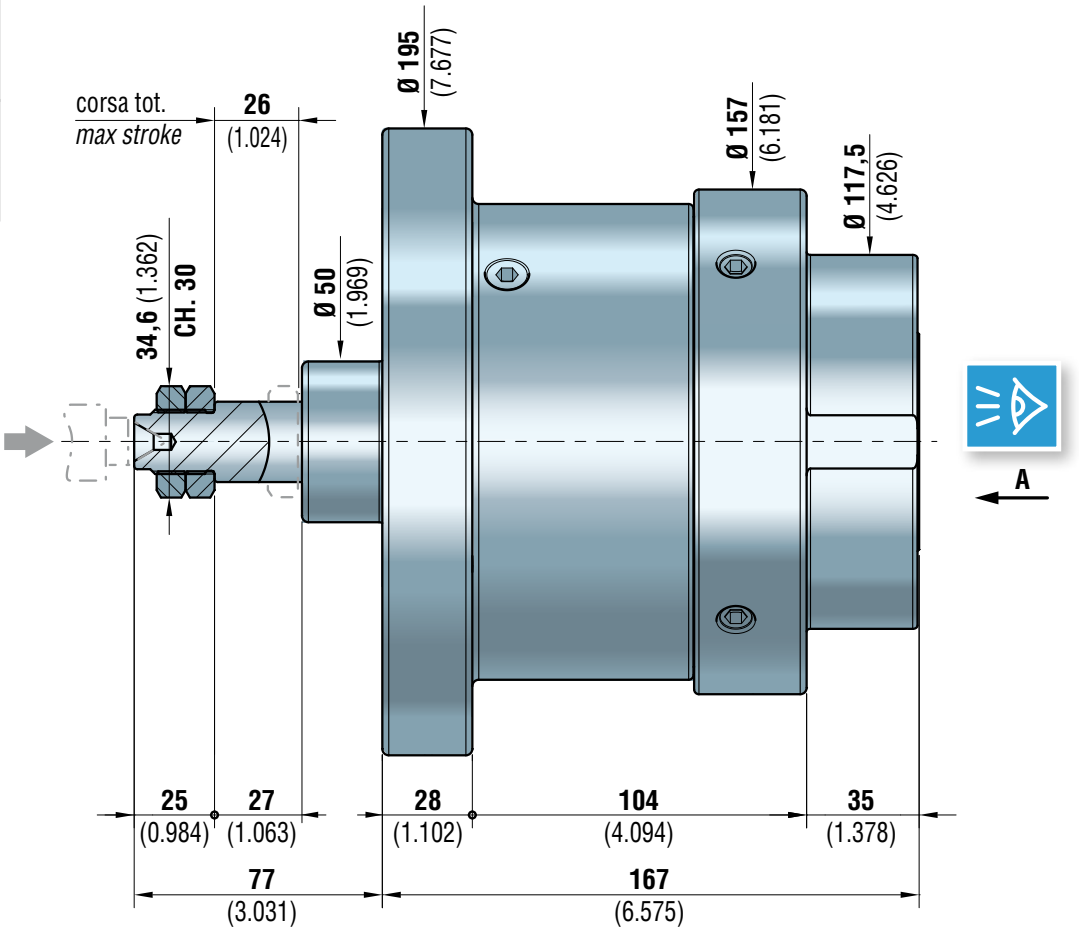

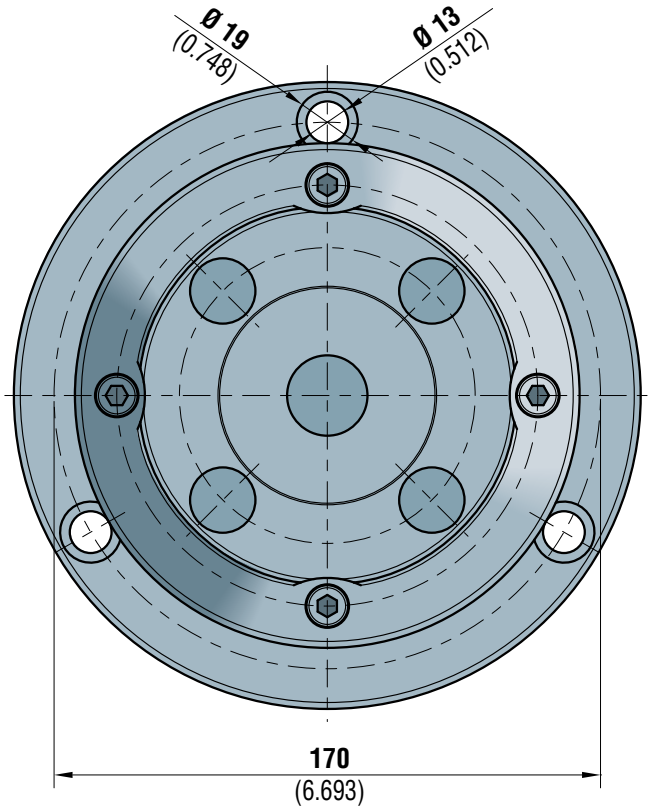

VISTA A
VIEW A

070760046A

ARTIGLI IN METALLO DURO
HARD METAL DRIVING PINS

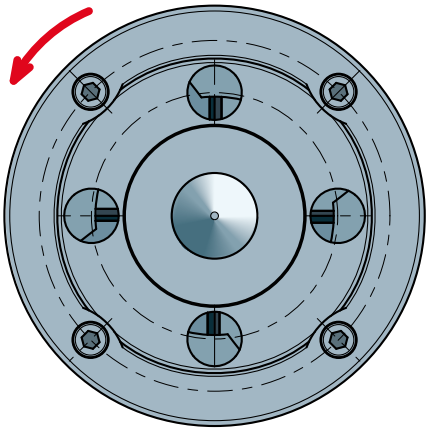

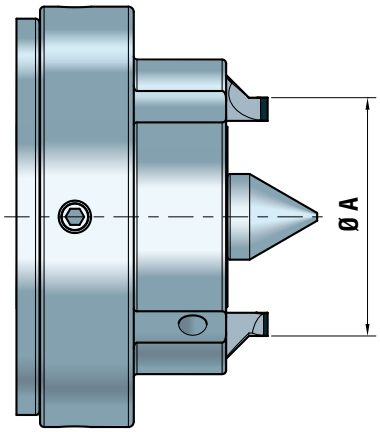

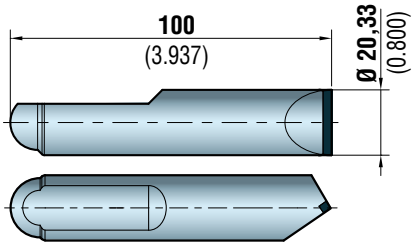

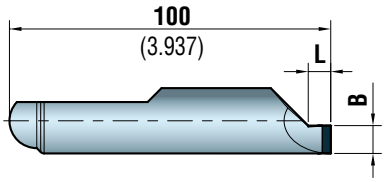

	Rotazione antioraria *Counterclockwise rotation*
	Ø A
080920400	112,3 (4.421)

	Rotazione antioraria *Counterclockwise rotation*		
	Ø A	B	L
091920402	84 (3.307)	6,3 (0.248)	7 (0.276)
091920403	89 (3.504)	8,8 (0.346)	7 (0.276)
091920404	94 (3.701)	11,3 (0.445)	7 (0.276)
091920405	99 (3.898)	13,8 (0.534)	7 (0.276)

PUNTA CENTRALE
CENTER POINT

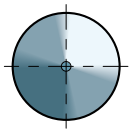

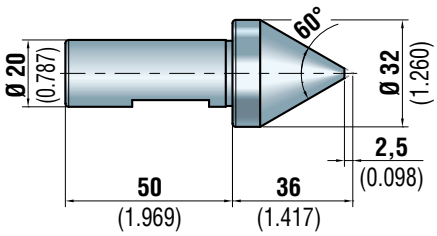

	per centri o fori / *for centers or holes*	
	dal / *from* Ø	al / *to the* Ø
072102765	4 (0.157)	31,5 (1.240)

PUNTE CENTRALI A CAPRUGGINE
CENTER POINTS WITH SLOTS

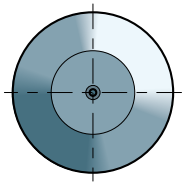

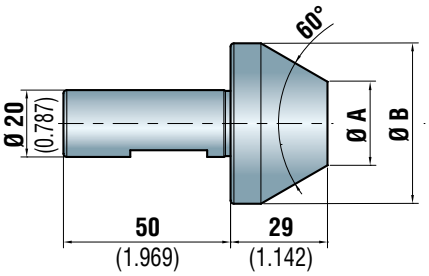

	Dimensioni PUNTE CENTRALI A CAPRUGGINE *CENTER POINTS with SLOTS dimensions*		Per centri o fori *For centers or holes*	
	Ø A	Ø B	dal / *from* Ø	al / *to the* Ø
171714019	25 (0.984)	48 (1.890)	28 (1.102)	47 (1.850)
171714020	42 (1.654)	65 (2.559)	45 (1.772)	64 (2.520)
171714021	60 (2.362)	83 (3.268)	63 (2.480)	82 (3.228)
171714022	78 (3.071)	101 (3.976)	81 (3.189)	100 (3.937)

TRASCINATORE FRONTALE 180/400 PER RETTIFICA, VERSIONE FLANGIATA
FACE DRIVER 180/400 FOR GRINDING, FLANGED VERSION

< 0.0025

< 0.0015

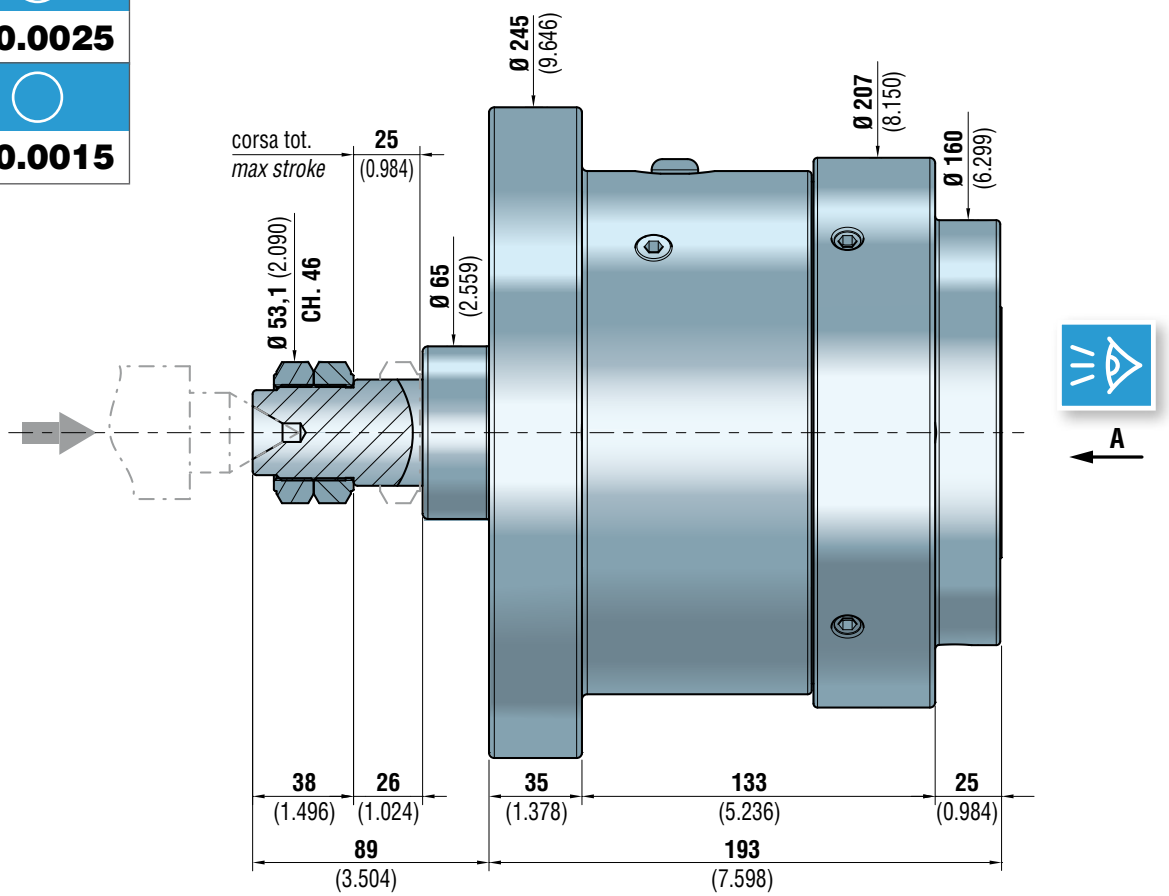

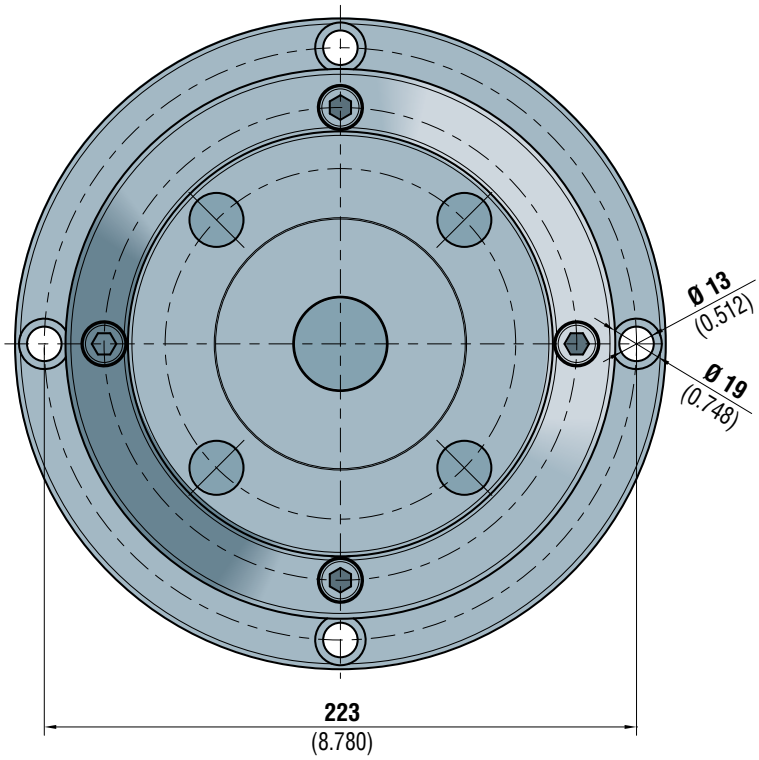

VISTA A
VIEW A

070760051A

ARTIGLI IN METALLO DURO
HARD METAL DRIVING PINS

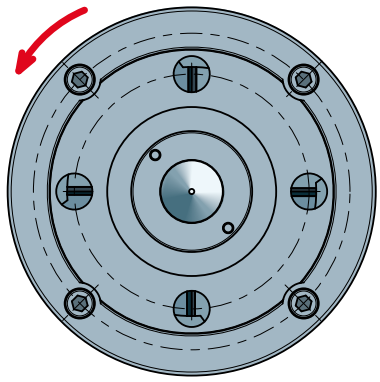

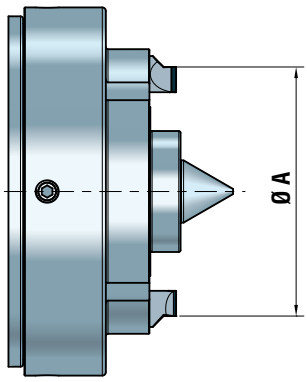

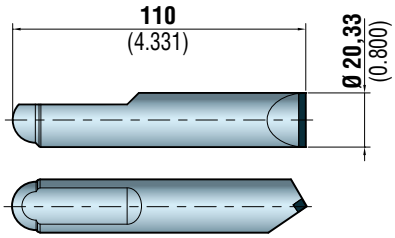

	Rotazione antioraria *Counterclockwise rotation*
	Ø A
080920401	152,3 (5.996)

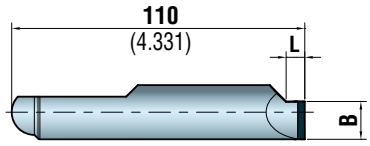

Disponibile su richiesta
Available on request

PUNTA CENTRALE
CENTER POINT

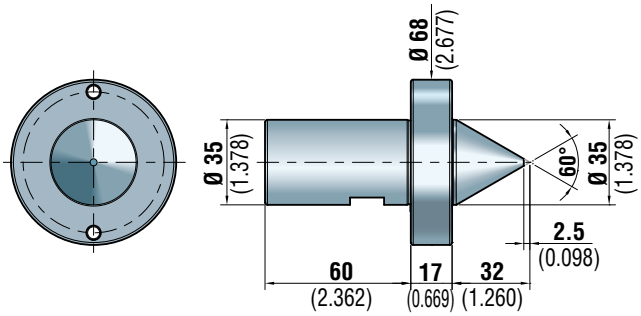

	per centri o fori / *for centers or holes*	
	dal / *from* Ø	al / *to the* Ø
072102763	4 (0.157)	34,5 (1.358)

PUNTE CENTRALI A CAPRUGGINE
CENTER POINTS WITH SLOTS

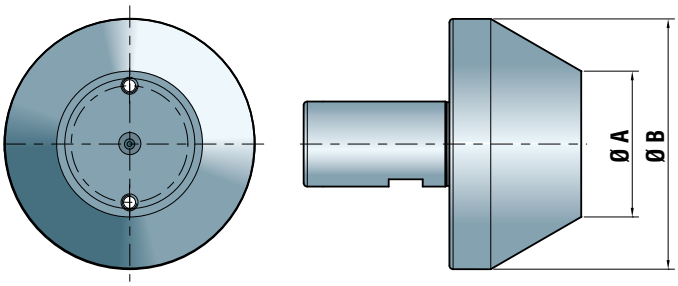

Disponibile su richiesta
Available on request

CILINDRO IDRAULICO - PNEUMATICO
HYDRAULIC - PNEUMATIC CYLINDER

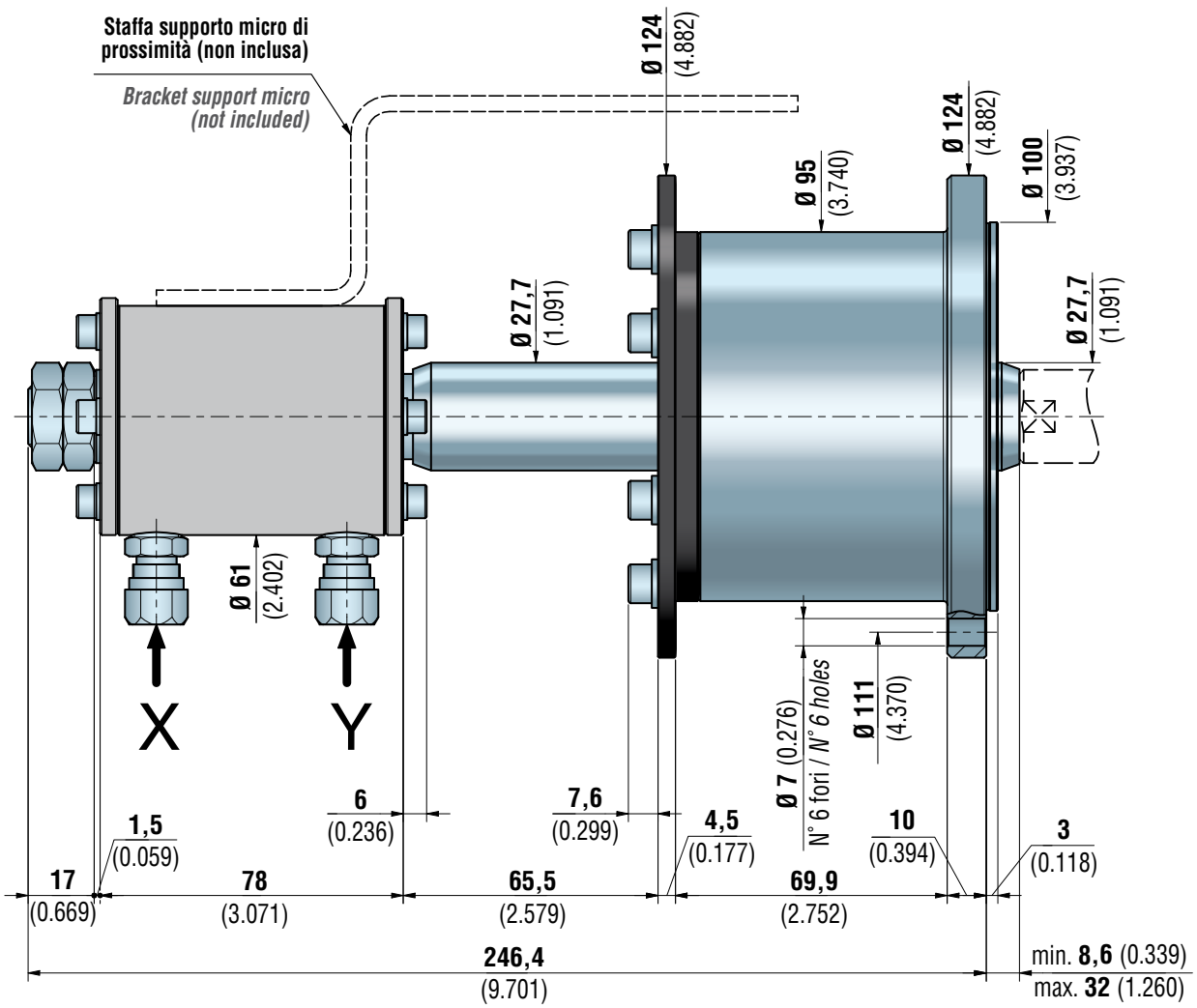

"X" PISTONE AVANTI: Artigli in presa sul pezzo
PISTON FORWARD: Driving pins clamping the workpiece

"Y" PISTONE INDIETRO: Artigli disimpegnati
PISTON BACKWARD: Driving pins decommited

Sezione utile del pistone *Piston cross section area*	**32,3 cm²**
Pressione massima consentita *Max. pressure allowed*	**30 bar**
Velocità massima *Max. speed*	**1.500 giri/min** *1,500 r.p.m.*

Pressioni utilizzabili con nostro cilindro cod. 070920060
Pressure that can be used with our cylinder code 070920060

p.s.i.	Bar	Kg.	Lbs
58	4	130	290
72	5	165	360
87	6	195	435
101	7	230	500
116	8	260	580
130	9	300	650
145	10	330	725

070920060

	Kit guarnizioni di ricambio ***Seals replacement kit***
070920062	SU RICHIESTA / *ON REQUEST*

SPINTORE E STAFFA DI SUPPORTO MICRO DI PROSSIMITÀ PER CILINDRO IDRAULICO-PNEUMATICO
PUSHER AND BRACKET SUPPORT MICRO FOR HYDRAULIC - PNEUMATIC CYLINDER

SPINTORE
PUSHER

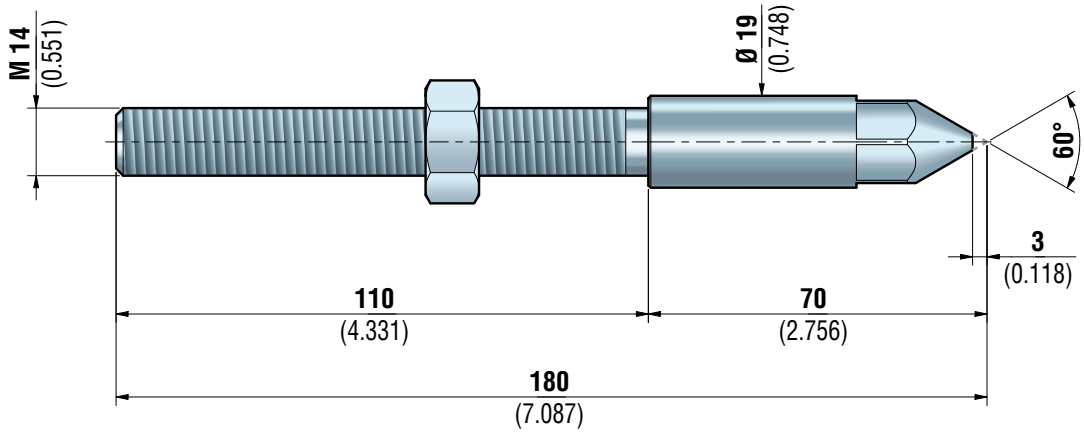

070920050

STAFFA DI SUPPORTO MICRO
BRACKET SUPPORT MICRO

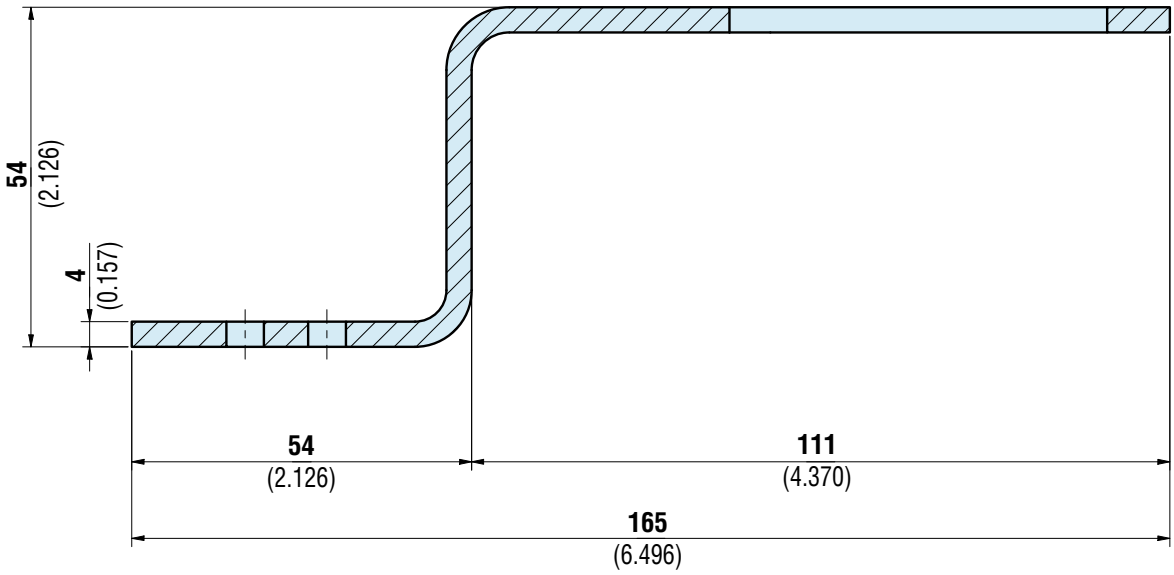

070920061

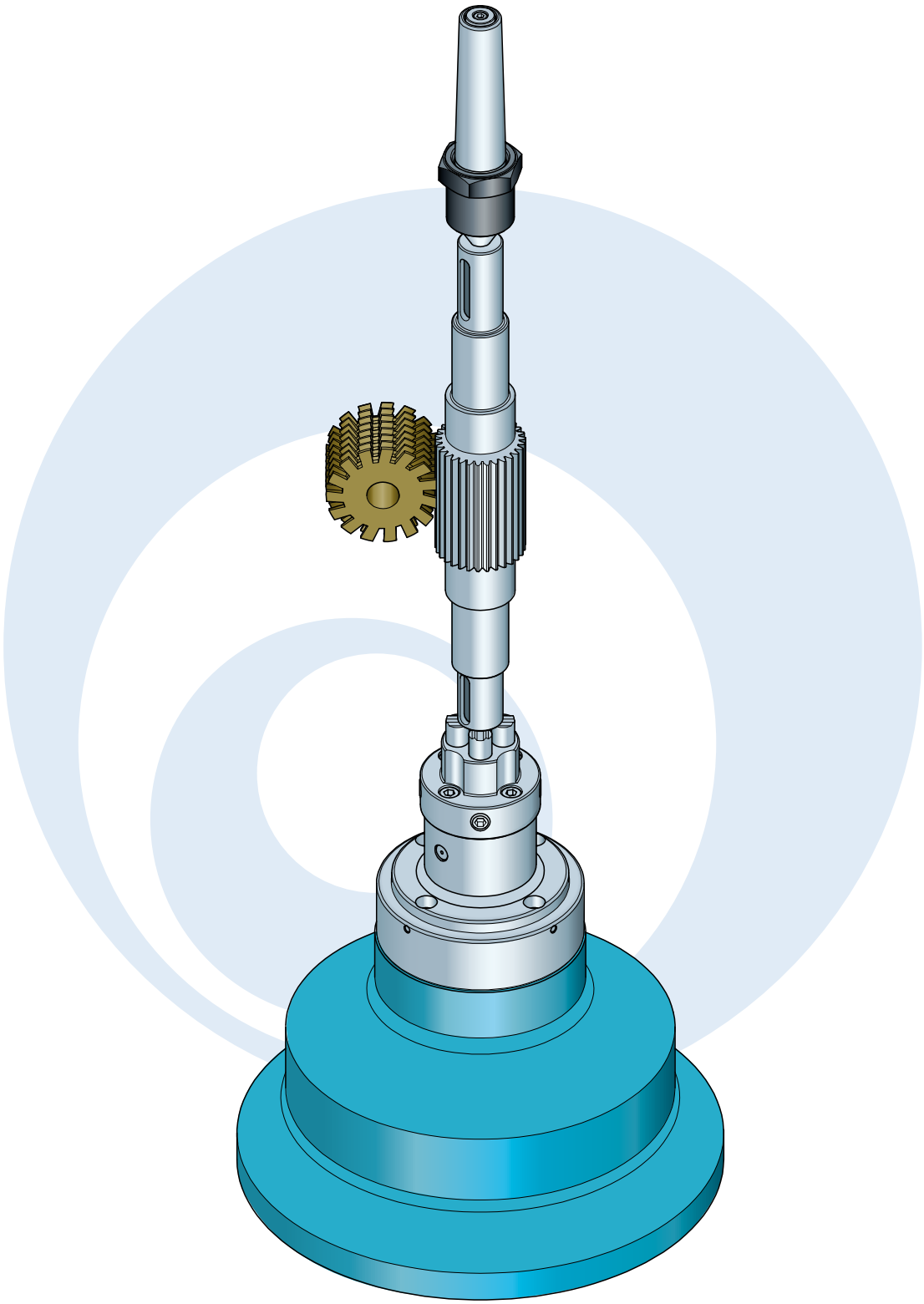

INDICE / *CONTENTS*

TRASCINATORE FRONTALE 15/55 AD AZIONAMENTO A MOLLE, PER DENTATURA, VERSIONE FLANGIATA
FACE DRIVER 15/55 OPERATED BY SPRINGS, FOR GEAR CUTTING, FLANGED VERSION 122

ARTIGLI E PUNTE CENTRALI PER TRASCINATORE 15/55
DRIVING PINS AND CENTER POINTS FOR FACE DRIVER 15/55 123

TRASCINATORE FRONTALE 20/70 AD AZIONAMENTO A MOLLE, PER DENTATURA, VERSIONE FLANGIATA
FACE DRIVER 20/70 OPERATED BY SPRINGS, FOR GEAR CUTTING, FLANGED VERSION 124

ARTIGLI E PUNTE CENTRALI PER TRASCINATORE 20/70
DRIVING PINS AND CENTER POINTS FOR FACE DRIVER 20/70 125

TRASCINATORE FRONTALE 45/120 AD AZIONAMENTO A MOLLE, PER DENTATURA, VERSIONE FLANGIATA
FACE DRIVER 45/120 OPERATED BY SPRINGS, FOR GEAR CUTTING, FLANGED VERSION 126

ARTIGLI E PUNTE CENTRALI PER TRASCINATORE 45/120
DRIVING PINS AND CENTER POINTS FOR FACE DRIVER 45/120 127

TRASCINATORI A DENTI FISSI PER DENTATRICI
FACE DRIVER WITH FIXED TEETH FOR GEAR CUTTING MACHINES 128

ESEMPI DI TRASCINATORI A DENTI FISSI SPECIALI REALIZZATI PER LAVORAZIONI DI DENTATURA
EXAMPLE OF SPECIAL FACE DRIVERS WITH FIXED TEETH MANUFACTURED FOR GEAR CUTTING OPERATIONS 129

TRASCINATORE FRONTALE 15/55 AD AZIONAMENTO A MOLLE, PER DENTATURA, VERSIONE FLANGIATA
FACE DRIVER 15/55 OPERATED BY SPRINGS, FOR GEAR CUTTING, FLANGED VERSION

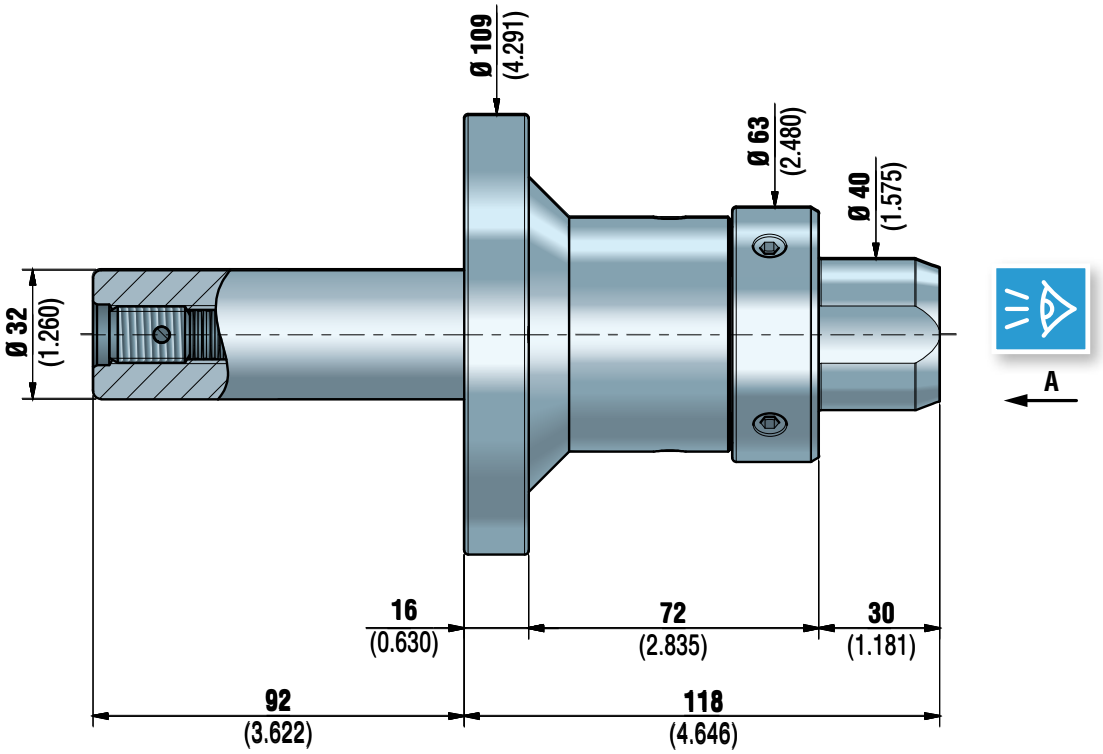

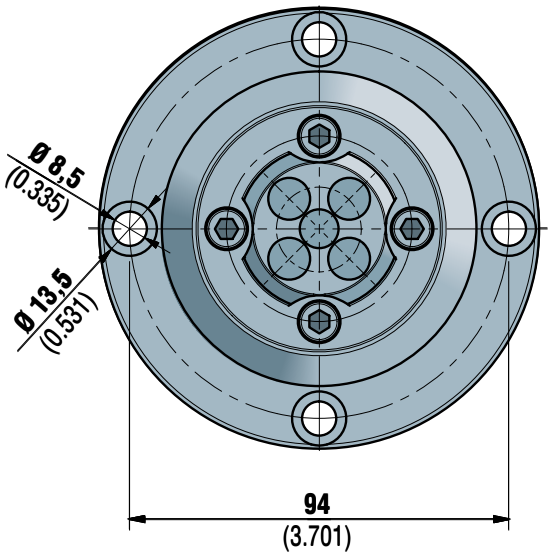

VISTA A
VIEW A

070752406A

ARTIGLI
DRIVING PINS

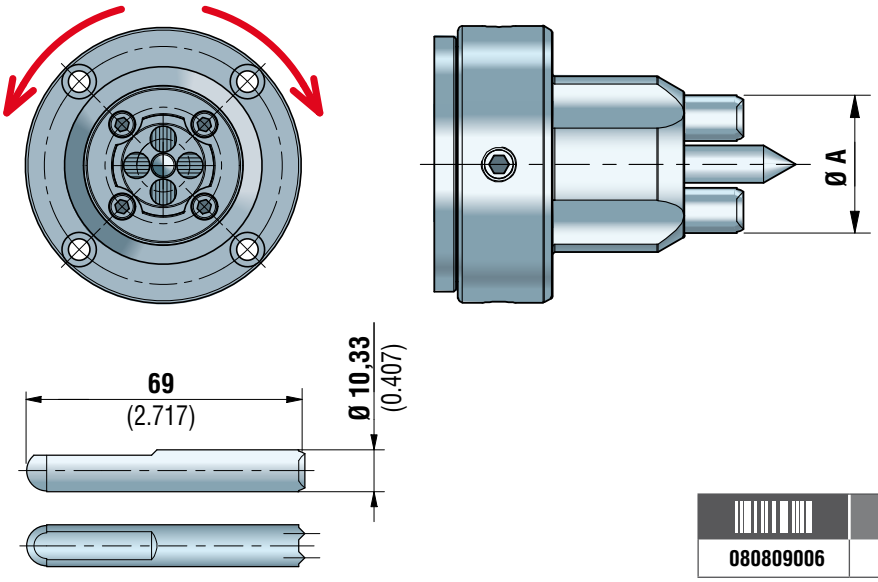

	Ø A
080809006	31,3 (1.232)

PUNTA CENTRALE
CENTER POINT

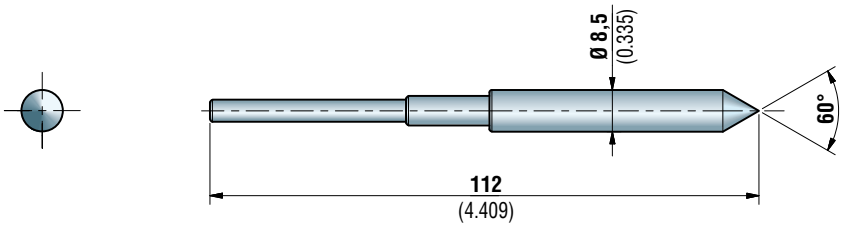

	per centri o fori / *for centers or holes*	
	dal / *from* Ø	al / *to the* Ø
072102766	1 (0.039)	8 (0.315)

PUNTE CENTRALI A CAPRUGGINE
CENTER POINTS WITH SLOTS

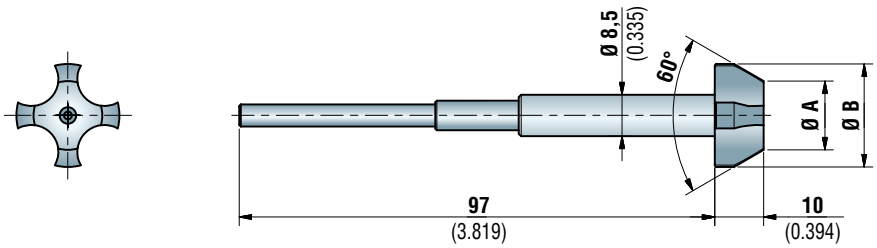

	Dimensioni PUNTE CENTRALI A CAPRUGGINE *CENTER POINTS with SLOTS dimensions*		Per centri o fori *For centers or holes*	
	Ø A	Ø B	dal / *from* Ø	al / *to the* Ø
171711015	5 (0.197)	12 (0.472)	7.5 (0.295)	10.5 (0.413)
171711016	8 (0.315)	15 (0.591)	10.5 (0.413)	13.5 (0.531)
171711017	11 (0.433)	18 (0.709)	13.5 (0.531)	16.5 (0.650)
171711019	14 (0.551)	21 (0.827)	16.5 (0.650)	19.5 (0.768)
171711020	17 (0.669)	24 (0.945)	19.5 (0.768)	22.5 (0.886)
171711022	20 (0.787)	27 (1.063)	22.5 (0.886)	25.5 (1.004)

TRASCINATORE FRONTALE 20/70 AD AZIONAMENTO A MOLLE, PER DENTATURA, VERSIONE FLANGIATA
FACE DRIVER 20/70 OPERATED BY SPRINGS, FOR GEAR CUTTING, FLANGED VERSION

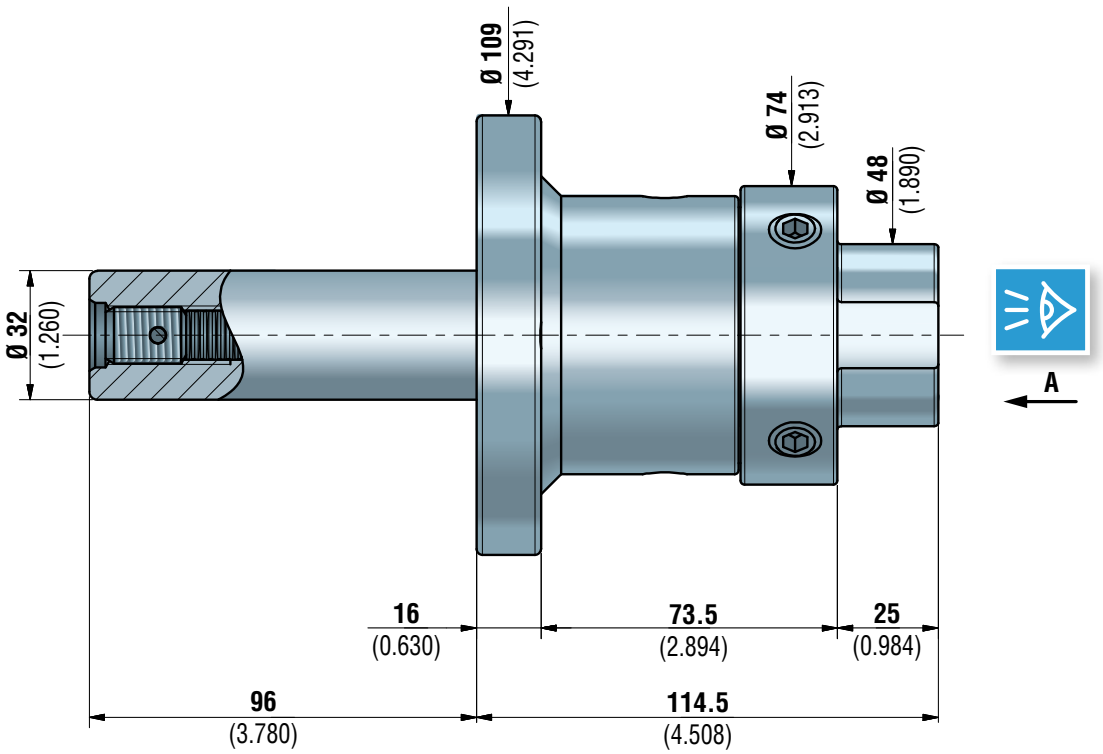

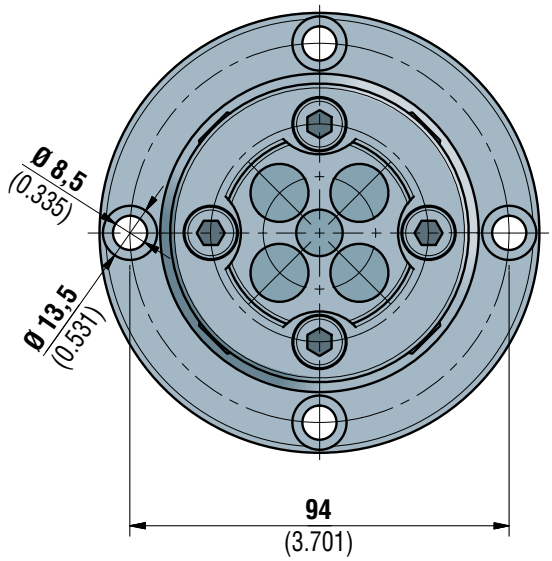

VISTA A
VIEW A

070760030A

ARTIGLI
DRIVING PINS

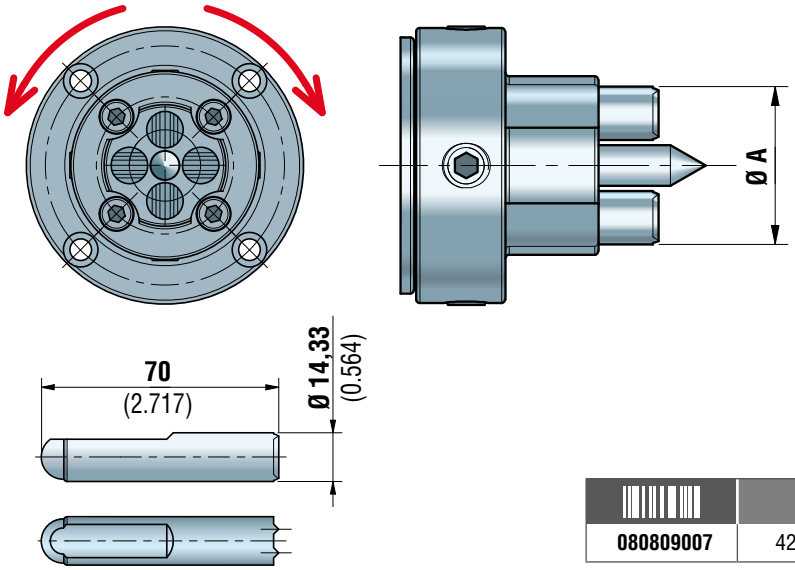

	Ø A
080809007	42,3 (1.665)

PUNTA CENTRALE
CENTER POINT

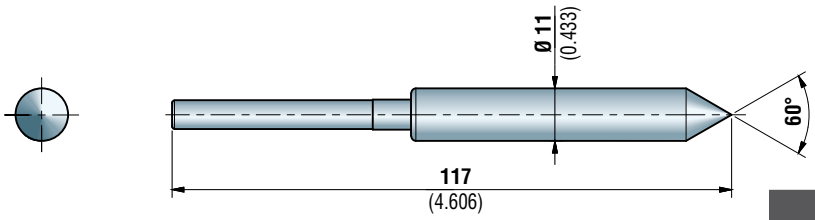

	per centri o fori / *for centers or holes*	
	dal / *from* Ø	al / *to the* Ø
072102756	1 (0.039)	10 (0.393)

PUNTE CENTRALI A CAPRUGGINE
CENTER POINTS WITH SLOTS

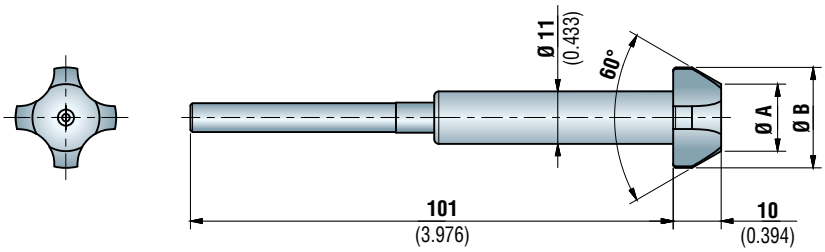

	Dimensioni PUNTE CENTRALI A CAPRUGGINE *CENTER POINTS with SLOTS dimensions*		Per centri o fori *For centers or holes*	
	Ø A	Ø B	dal / *from* Ø	al / *to the* Ø
171712010	8 (0.315)	15 (0.591)	10.5 (0.413)	13.5 (0.531)
171712011	11 (0.433)	18 (0.709)	13.5 (0.531)	16.5 (0.650)
171712012	14 (0.551)	21 (0.827)	16.5 (0.650)	19.5 (0.768)
171712013	17 (0.669)	24 (0.945)	19.5 (0.768)	22.5 (0.886)
171712014	20 (0.787)	27 (1.063)	22.5 (0.886)	25.5 (1.004)
171712015	23 (0.906)	30 (1.181)	25.5 (1.004)	28.5 (1.122)
171712016	26 (1.024)	33 (1.299)	28.5 (1.122)	31.5 (1.240)
171712017	29 (1.142)	36 (1.417)	31.5 (1.240)	34.5 (1.358)

TRASCINATORE FRONTALE 45/120 AD AZIONAMENTO A MOLLE, PER DENTATURA, VERSIONE FLANGIATA

FACE DRIVER 45/120 OPERATED BY SPRINGS, FOR GEAR CUTTING, FLANGED VERSION

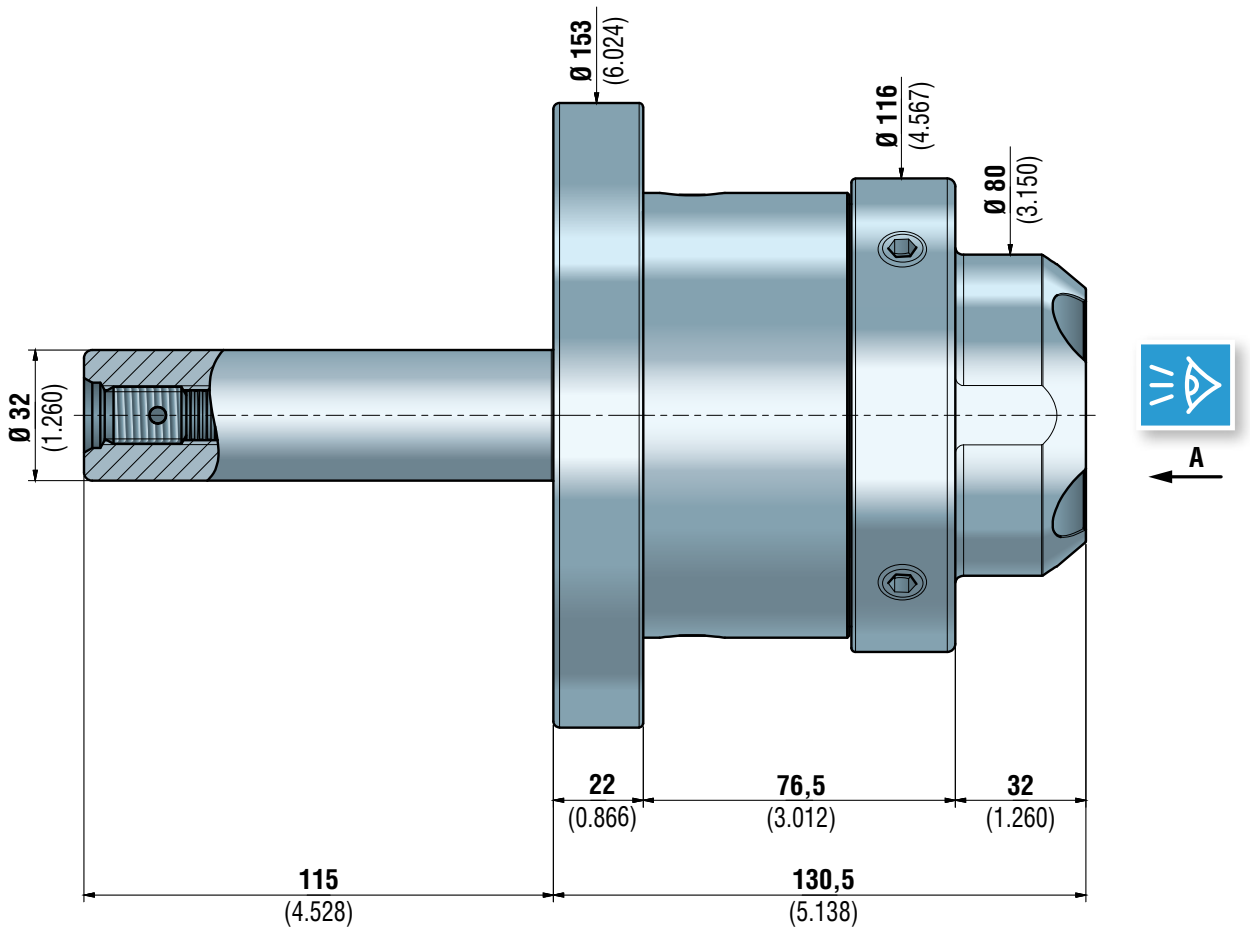

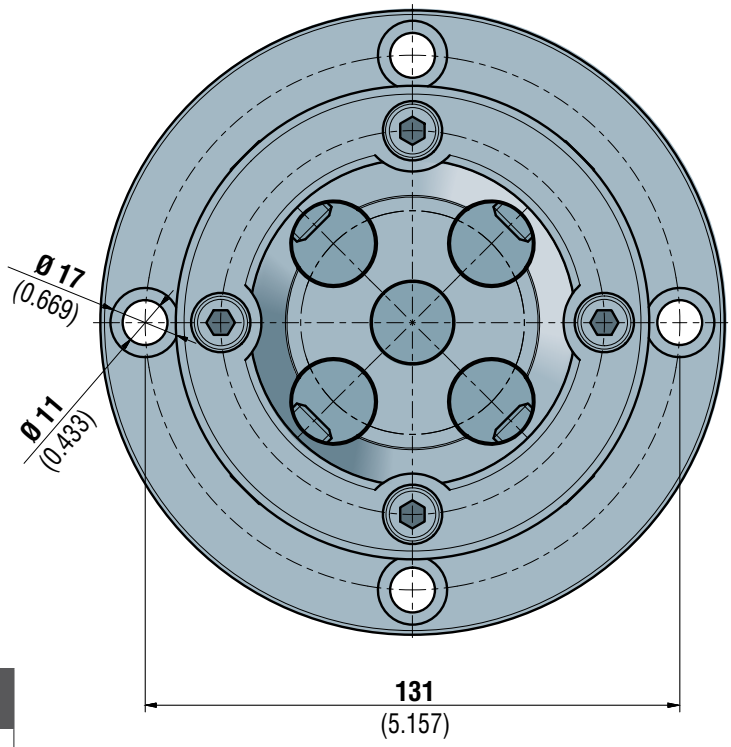

VISTA A
VIEW A

070760034A

ARTIGLI
DRIVING PINS

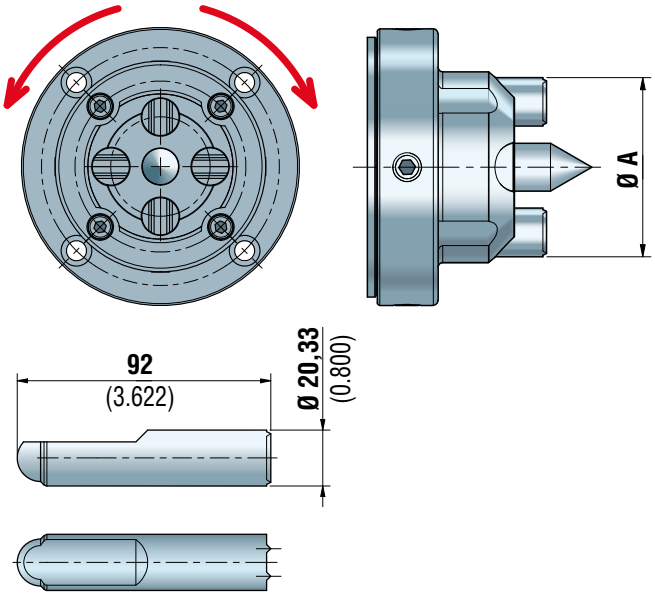

	Ø A
080809008	75,1 (2.957)

PUNTA CENTRALE
CENTER POINT

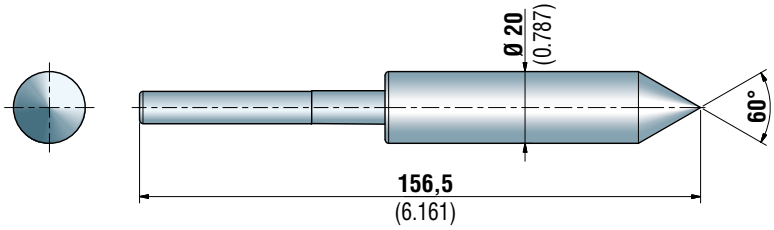

	per centri o fori / *for centers or holes*	
	dal / *from* Ø	al / *to the* Ø
072102758	1 (0.039)	19,5 (0.768)

PUNTE CENTRALI A CAPRUGGINE
CENTER POINTS WITH SLOTS

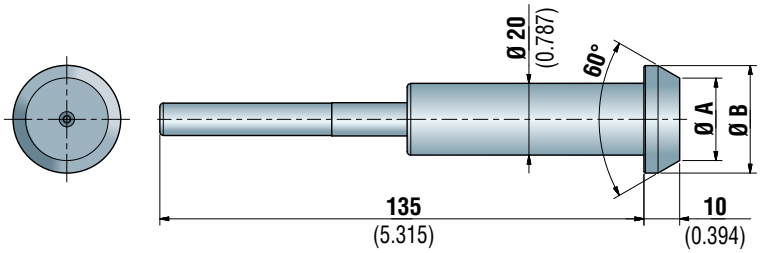

	Dimensioni PUNTE CENTRALI A CAPRUGGINE *CENTER POINTS with SLOTS dimensions*		Per centri o fori *For centers or holes*	
	Ø A	Ø B	dal / *from* Ø	al / *to the* Ø
171713020	14 (0.551)	21 (0.827)	16.5 (0.650)	19.5 (0.768)
171713021	17 (0.669)	24 (0.945)	19.5 (0.768)	22.5 (0.886)
171713022	20 (0.787)	27 (1.063)	22.5 (0.886)	25.5 (1.004)
171713023	23 (0.906)	30 (1.181)	25.5 (1.004)	28.5 (1.122)
171713024	26 (1.024)	33 (1.299)	28.5 (1.122)	31.5 (1.240)
171713025	29 (1.142)	36 (1.417)	31.5 (1.240)	34.5 (1.358)
171713026	32 (1.260)	39 (1.535)	34.5 (1.358)	37.5 (1.476)
171713027	35 (1.378)	42 (1.654)	37.5 (1.476)	40.5 (1.594)
171713028	38 (1.496)	45 (1.772)	40.5 (1.594)	43.5 (1.713)
171713029	41 (1.614)	48 (1.890)	43.5 (1.713)	46.5 (1.831)
171713030	44 (1.732)	51 (2.008)	46.5 (1.831)	49.5 (1.949)

TRASCINATORI A DENTI FISSI PER DENTATRICI
FACE DRIVER WITH FIXED TEETH FOR GEAR CUTTING MACHINES

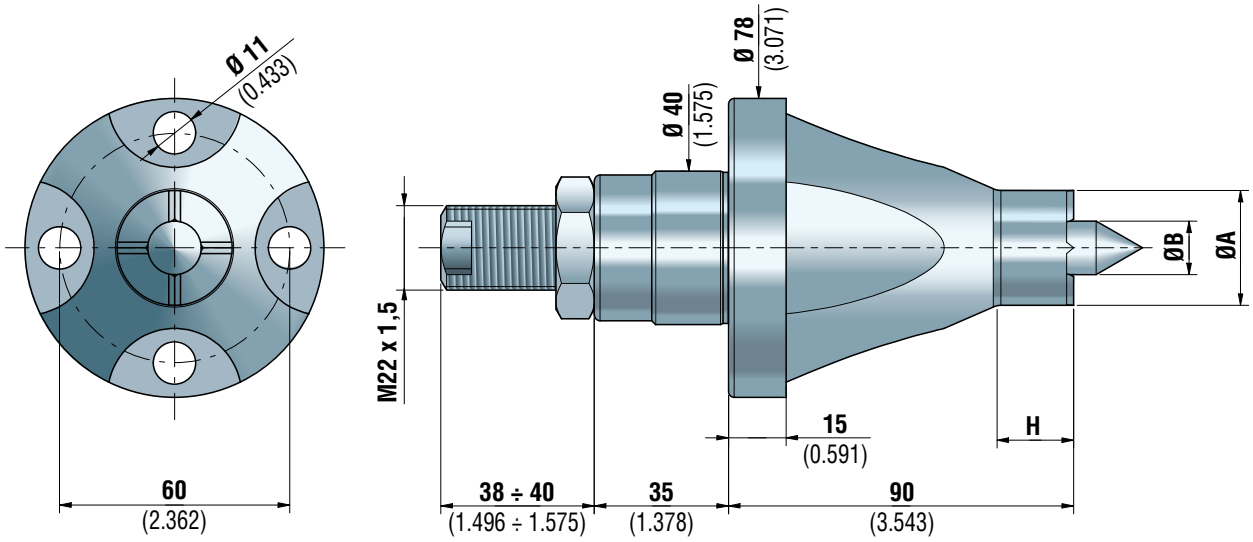

	TRASCINATORI A DENTI FISSI *FACE DRIVERS WITH FIXED DRIVING TEETH*		
	Ø A	Ø B	H
060600451	13 (0.512)	6 (0.236)	15 (0.591)
060600452	20 (0.787)	8 (0.315)	20 (0.787)
060600456	30 (1.181)	14 (0.551)	20 (0.787)
060600453	40 (1.575)	18 (0.709)	20 (0.787)

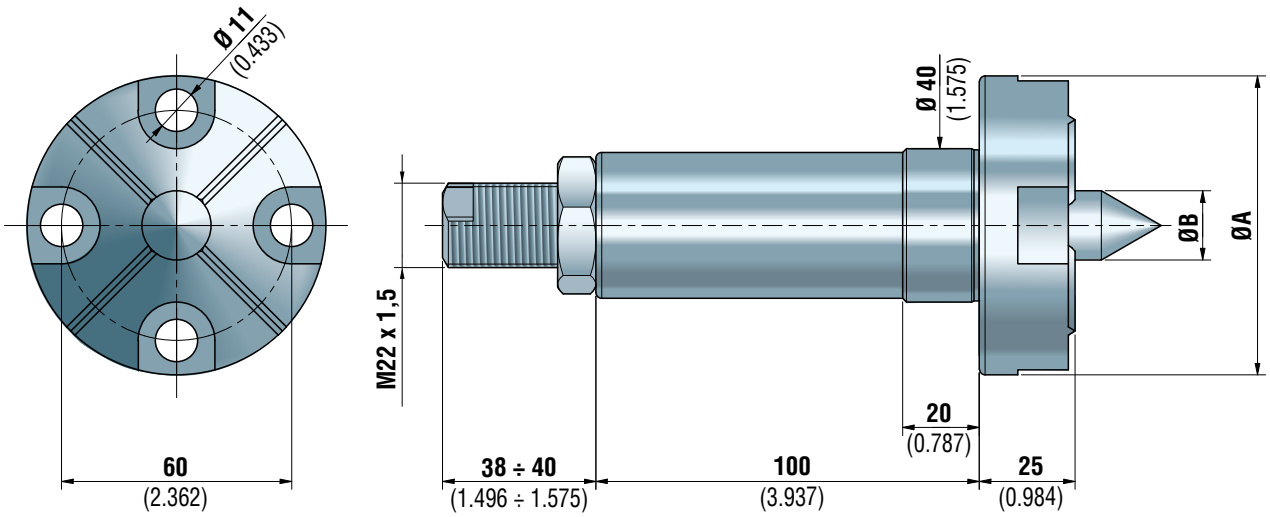

	TRASCINATORI A DENTI FISSI *FACE DRIVERS WITH FIXED DRIVING TEETH*	
	Ø A	Ø B
060600454	78 (3.071)	8 (0.315)
060600455	78 (3.071)	18 (0.709)

ESEMPI DI TRASCINATORI A DENTI FISSI SPECIALI REALIZZATI PER LAVORAZIONI DI DENTATURA
EXAMPLE OF SPECIAL FACE DRIVERS WITH FIXED TEETH MANUFACTURED FOR GEAR CUTTING OPERATIONS

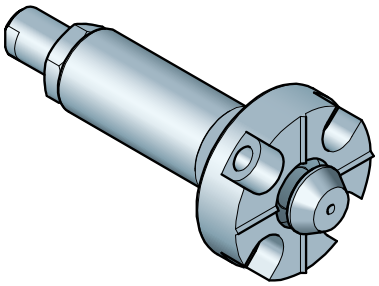

TRASCINATORE A DENTI FISSI CON PUNTA CENTRALE A CAPRUGGINE
FACE DRIVER WITH FIXED TEETH AND TRUNCATED CENTER

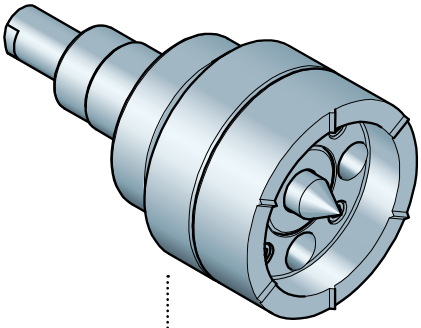

TRASCINATORE A DENTI FISSI CON ANELLO DENTATO INTERCAMBIABILE
FACE DRIVER WITH FIXED TEETH WITH INTERCHANGEABLE TOOTHED RING

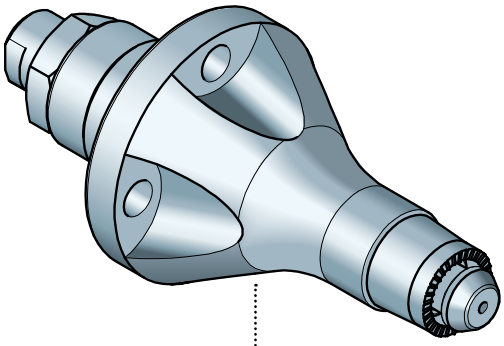

TRASCINATORE A DENTI FISSI CON ANELLO DENTATO IN METALLO DURO
FACE DRIVER WITH FIXED TEETH WITH CARBIDE TOOTHED RING

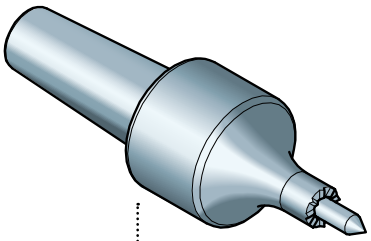

TRASCINATORE A DENTI FISSI CON PRESA Ø6
FACE DRIVER WITH FIXED TEETH WITH CLAMPING Ø6

MANUTENZIONE
MAINTENANCE

- Per la manipolazione del trascinatore si raccomanda di utilizzare sempre guanti protettivi per proteggersi dalla lama degli artigli e dalla punta centrale.

- Fare manutenzione al trascinatore frontale non è indispensabile, dato che il sistema è completamente meccanico. Consigliamo ogni circa 400 ore di lavorazione, di procedere all'estrazione degli artigli di trascinamento e della punta centrale e di verificarne la perfetta efficienza. Suggeriamo di ingrassarli, così da creare una sottile pellicola, tale da impedire all'acqua emulsionata di entrare all'interno del corpo trascinatore.

- Il grano posteriore presente nei trascinatori frontali (versioni con punta centrale molleggiata), ha la funzione di tenere precaricate le molle a tazza presenti all'interno. Questa regolazione viene fatta in fase di montaggio e quindi NON deve mai essere toccato.

- *When handling the face driver, it is recommended to always use protective gloves to protect yourself from the blade of the driving pins and the center point.*

- *Making maintenance to the face driver is not essential since the system is completely mechanical. We recommend every 400 working hours, to proceed with the extraction of the driving pins and the center point and verify their perfect efficiency.*
  We suggest greasing them, so as to create a thin film, such as to prevent the emulsified water from entering on the face driver body.

- *The rear grain present in the face drivers (versions with spring-loaded center point), has the function of keeping the belleville present inside preloaded. This adjustment is made during assembly and therefore it must NEVER be touched.*

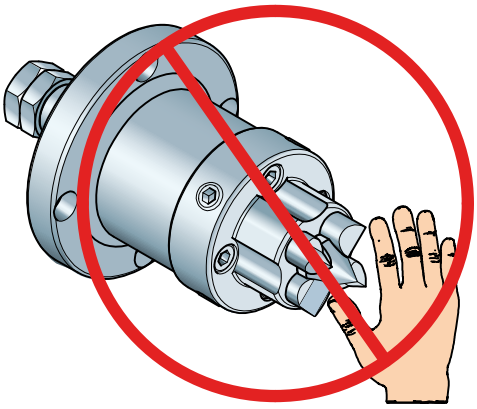

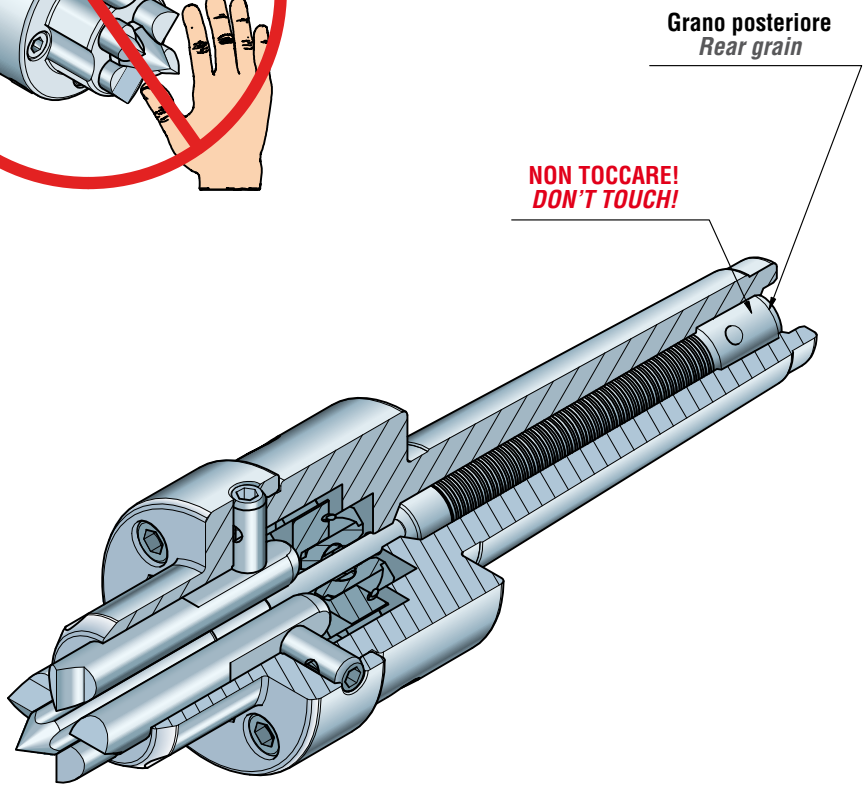

MANUTENZIONE
MAINTENANCE

- Attenzione: se gli artigli montati sul vostro trascinatore non sono dotati di dente antiestrazione non capovolgere il trascinatore per evitare la fuoriuscita degli artigli (vedi esempio figura 2 con trascinatore a punta fissa) ed anche della punta centrale (vedi figura 3 esempio con trascinatore a punta molleggiata).

- È necessario monitorare lo stato di affilatura degli artigli. L'usura degli artigli in un trascinatore frontale è molto difficile da quantificare in ore di lavoro o in pezzi lavorati. I differenti materiali da lavorare, parametri di lavoro, ecc., rendono quasi impossibile dare un'informazione precisa su ogni quanto tempo bisogna affilare gli artigli. Possiamo comunque dire che, per chi cambia spesso tipologia di lavoro, la decisione su quando effettuare l'affilatura degli artigli è da valutare visivamente, guardando la lama (presenza di un po' di piano sul tagliente o qualche scheggiatura) ed il pezzo appena finito di lavorare. Se le 4 incisioni lasciate dal trascinatore non sono dritte, ma leggermente aperte (a ventaglio), è bene procedere ad una affilatura e, in queste condizioni, è sufficiente di pochi decimi di millimetro. Per chi, invece, ha serie di pezzi molto numerose, sarà sufficiente segnarsi le prime volte il numero di pezzi lavorati, prima di arrivare all'usura sopracitata.

- Si possono eseguire affilature su un artiglio di un trascinatore frontale, fino a che non abbiamo accorciato la lama di 3 mm. Oltre non è consigliabile procedere, per non andare a pregiudicare la corsa della punta centrale. Durante l'operazione di affilatura, fare molta attenzione a non scaldare la lama.

- *Attention: if the driving pins mounted on your face driver don't have an anti-extraction tooth do not overturn the face driver to prevent the driving pins from coming out (see example figure 2 of face driver with fixed point) and also of the center point (see figure 3 example with spring-loaded face driver)*

- *It is necessary to monitor the state of sharpness of the driving pins. The wear of the driving pins in a face driver is very difficult to quantify in hours worked or in machined parts. The different materials to be machined, working parameters, etc., make it almost impossible to give precise information on how often the driving pins need to be sharpened. We can however say that, for those who often change type of work, the decision on when to sharpen the driving pins is to be evaluated visually, looking at the blade (presence of a little flat on the cutting edge or some chipping) and the workpiece just finished working. If the 4 incisions left by the face driver are not straight, but slightly open (fan-shaped), it is advisable to sharpen and, in these conditions, a few tenths of a millimeter are sufficient. For those, however, has very numerous series of pieces, it will be sufficient to mark the number of pieces processed the first few times, before reaching the aforementioned wear.*

- *You can sharpen a driving pin of a face driver, until we have shortened the blade by 3 mm. It is not advisable to proceed further, in order not to affect the stroke of the center point. During the sharpening operation, be very careful not to heat the blade.*

Artigli senza piano antiestrazione
Driving pins without antiextraction tooth

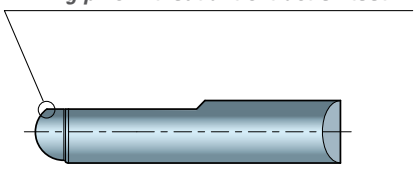

Artigli con piano antiestrazione
Driving pins with antiextraction tooth

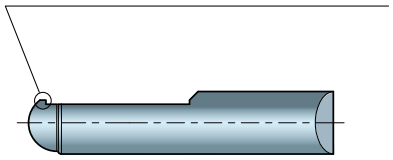

2

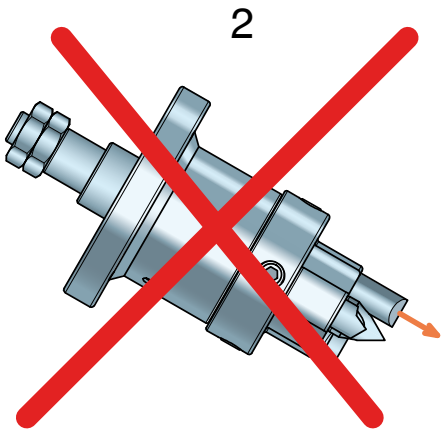

3

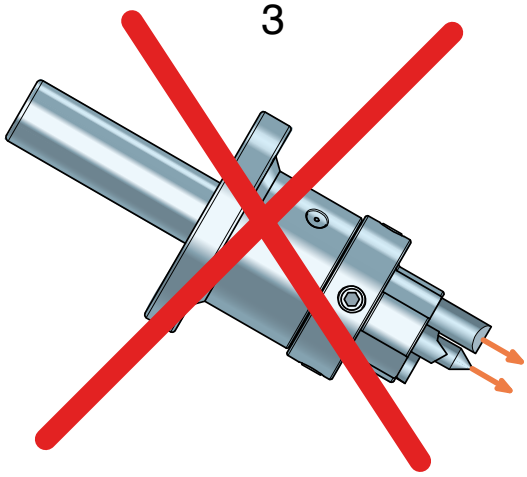

TRASCINATORI PER TUBI
DRIVER FOR PIPES

TRASCINATORE PER TUBI CON ATTACCO CONO MORSE PER FORI DA Ø7 A Ø 40
DRIVER FOR PIPES WITH MORSE TAPER FITTING FOR HOLES FROM Ø7 (0.276) TO Ø40 (1.575)

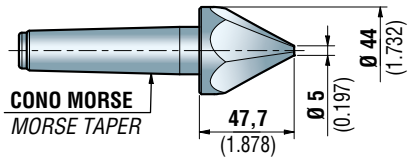

		N° FACCE *N° OF FACES*
050528002	CM2 / MT2	6
050528103	CM3 / MT3	6
050528204	CM4 / MT4	6
050528305	CM5 / MT5	6

TRASCINATORE PER TUBI CON ATTACCO CILINDRICO PER FORI DA Ø 7 A Ø 40
DRIVER FOR PIPES WITH CYLINDRICAL SHANK FROM Ø 7 (0.276) TO Ø 40 (1.575)

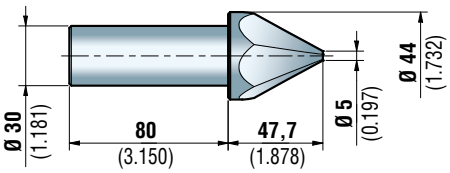

	N° FACCE *N° OF FACES*
050528000	6

TRASCINATORE PER TUBI PER FORI DA Ø 40 A Ø 245
DRIVER FOR PIPES FOR HOLES FROM Ø40 (1.575) TO Ø 245 (9.646)

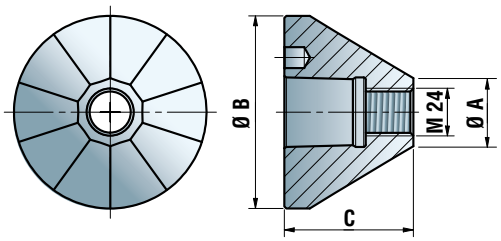

	Ø A	Ø B	C	N° FACCE *N° OF FACES*
050500284	37 (1.457)	97 (3.819)	65 (2.559)	10
050500285	95 (3.740)	147 (5.787)	60 (2.362)	15
050500286	145 (5.709)	197 (7.756)	60 (2.362)	15
050500287	195 (7.677)	247 (9.724)	67 (2.638)	15

GAMBO CONO MORSE PORTA TRASCINATORE PER TUBI
SUPPORT SHANK WITH MORSE TAPER FITTING FOR PIPE DRIVERS

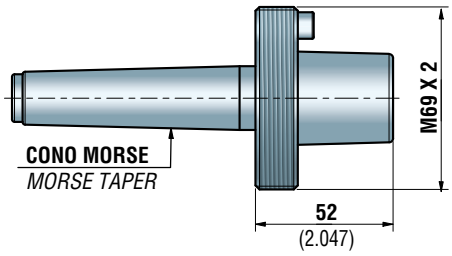

050500702	CM2 / MT2
050500703	CM3 / MT3
050500704	CM4 / MT4
050500705	CM5 / MT5

GAMBO CILINDRICO PORTA TRASCINATORE PER TUBI
CYLINDRICAL SUPPORT SHANK FOR PIPE DRIVERS

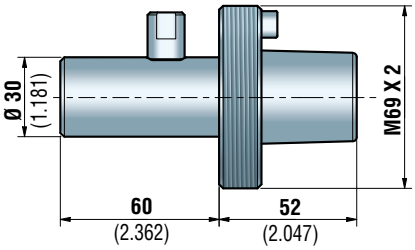

050500700

VALIGETTA CELLA DI CARICO PER IL CONTROLLO SPINTA ASSIALE SU MACCHINE UTENSILI
BAG - LOAD CELL FOR CHECKING AXIAL THRUST ON MACHINE TOOLS

DISPOSIZIONE CONTENUTO VALIGETTA
DISPOSITION OF THE CONTENTS IN THE BAG

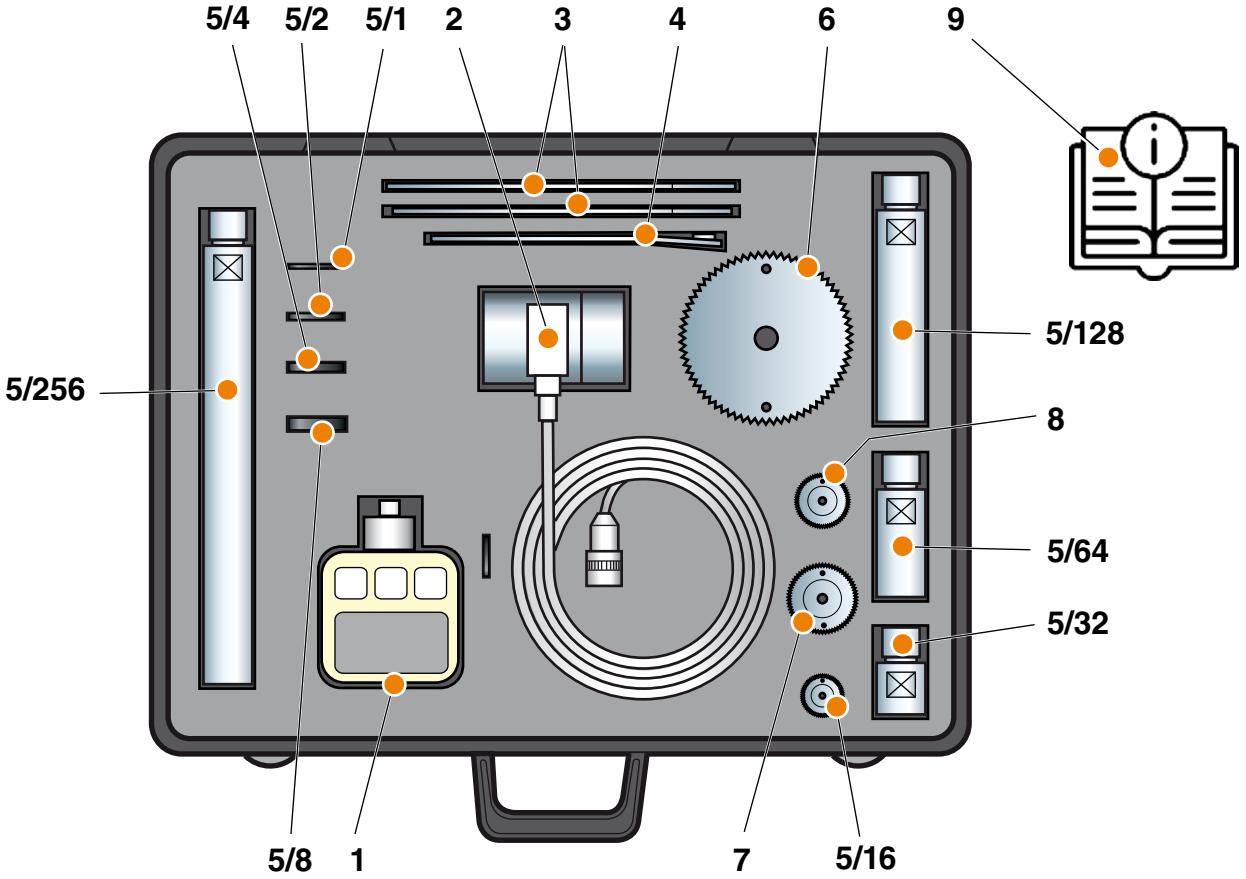

105090303

Q.tà / *Q.ty*	Descrizione / ***Description***	Posizione / ***Position***
1	Dinamometro elettronico digitale / *Digital electronic Dynamometer*	1
1	Cella di carico per dinamometro digitale / *Load cell for digital dynamometer*	2
2	Chiavi aperte mm 27 / *Fork wrenches mm 27*	3
1	Chiave a compasso / *Torque wrench*	4
1	Serie binaria di distanziali 1.2.4.8.16.32.64.128. 256 / *Bynary range of sleeves*	5/1.2.....256
1	Tappo centratore lato trascinatore Ø 100 / *Centered cap face driver side Ø 100*	6
1	Tappo centratore lato trascinatore Ø 40 / *Centered cap face driver side Ø 40*	7
1	Tappo centratore lato contropunta Ø 30 / *Centered cap live center Ø 30*	8
1	Libretto di istruzioni / *Instruction book*	9

NOTE
NOTES

NOTE
NOTES

NOTE
NOTES

TRASCINATORI FRONTALI SPECIALI
SPECIAL FACE DRIVERS

TRASCINATORE AD AZIONAMENTO IDRAULICO CON PUNTA INTEGRALE ED ARTIGLI IN CLASSE PRECISA PER APPLICAZIONI DI RETTIFICA DENTI

FACE DRIVER HYDRAULIC OPERATED WITH INTEGRAL CENTER POINT AND DRIVING PINS IN PRECISE CLASS FOR GEAR GRINDING APPLICATIONS



TRASCINATORE DA RETTIFICA CON PUNTA INTEGRALE Ø6, ADATTO ALLA LAVORAZIONE DI PEZZI CON PRESE DIAMETRALI MOLTO RIDOTTE

FACE DRIVER FOR GRINDING APPLICATION, WITH INTEGRAL CENTER POINT Ø6, SUITABLE FOR MACHINING WORKPIECES WITH VERY REDUCED CLAMPING DIAMETER

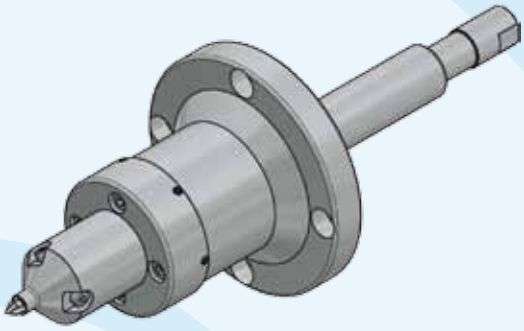

TRASCINATORE AD AZIONAMENTO A MOLLE DOTATO DI PUNTA CENTRALE A TRE SETTORI DI CONTATTO, ARTIGLI CON ELETTRODEPOSITO IN DIAMANTE E CANNOTTO PORTA MOLLE ASPORTABILE

FACE DRIVER OPERATED BY SPRINGS, EQUIPPED WITH CENTER POINT WITH THREE CONTACT SECTOR, DRIVING PINS WITH ELECTROPLATED DIAMOND AND REMOVABLE SPRINGS HOLDER SLEEVE



TECNOLOGIE FRB

FRB crea TRASCINATORI FRONTALI progettati su specifiche del cliente!
FRB creates FACE DRIVERS specifically designed for the customer!

TECNOLOGIE FRB S.r.l.

ATTREZZATURE PER MACCHINE UTENSILI
EQUIPMENT FOR TOOL MACHINES

Lasciatevi “trascinare” nel mondo di Tecnologie FRB. Siamo presenti in più di 23 Paesi con una rete capillare di rivenditori e distributori e presenti nelle piú importanti Fiere Internazionali.

Let yourself be “driven” into the FRB Technologies world. We are present in more than 23 Coutries with a full network of retailers and distributors and at all the major Exhibitions world-wide.

+39 051 846760

info@tecnologiefrb.com

+39 051845306

www.tecnologiefrb.com

Via Cá Belfiore, 16
40037 Borgonuovo di Sasso Marconi (BO) Italy

CERTIFICAZIONE
SISTEMI DI GESTIONE
MANAGEMENT SYSTEMS CERTIFICATION
ISO 9001.2008
nr. 50 100 10556

Rivenditore Autorizzato / *Authorized Dealer*